

**Site Details:**

SHAKESPEARE HOTEL,  
SHAKESPEARE HOTEL,  
WYTHAM STREET, PADIHAM,  
BB12 7DX

**Client Ref:** Patel  
**Report Ref:** GS-3UP-9RD-L9H-XK7  
**Grid Ref:** 379716, 433223

**Map Name:** County Series

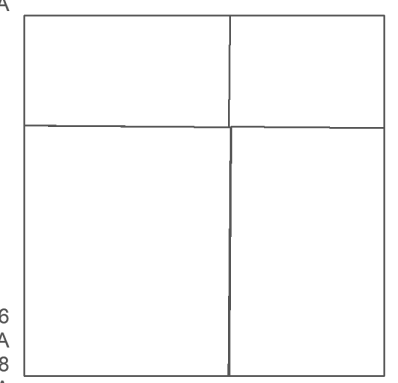
**Map date:** 1846-1848

**Scale:** 1:10,560

**Printed at:** 1:10,560



Surveyed 1844  
Revised N/A  
Edition 1848  
Copyright N/A  
Levelled N/A



Surveyed 1846  
Revised N/A  
Edition 1848  
Copyright N/A  
Levelled N/A

Surveyed 1844  
Revised N/A  
Edition 1848  
Copyright N/A  
Levelled N/A

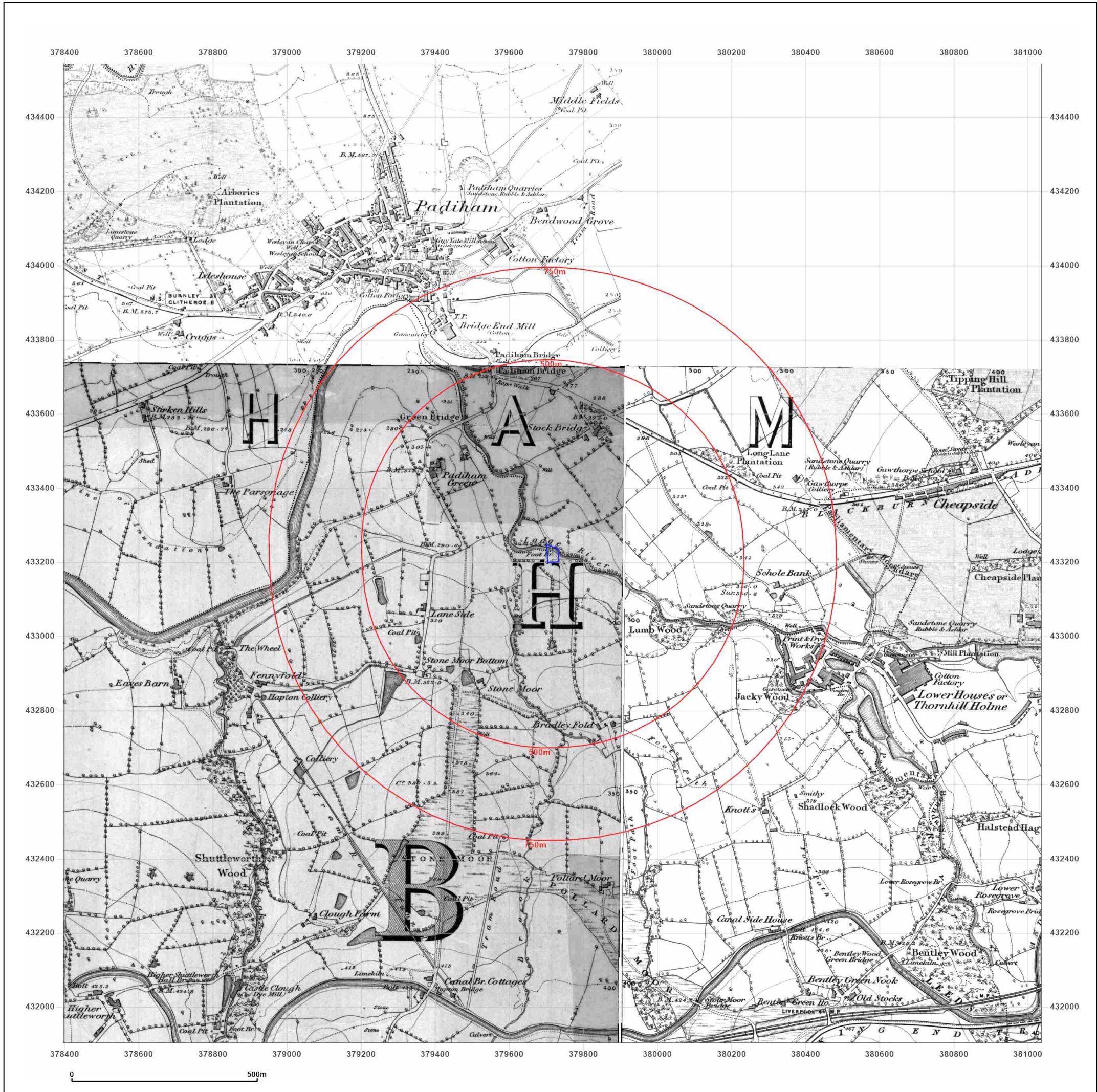


Produced by  
Groundsure Insights  
T: 08444 159000  
E: [info@groundsure.com](mailto:info@groundsure.com)  
W: [www.groundsure.com](http://www.groundsure.com)

© Crown copyright and database rights 2018 Ordnance Survey 100035207

Production date: 12 December 2023

Map legend available at:  
[www.groundsure.com/sites/default/files/groundsure\\_legend.pdf](http://www.groundsure.com/sites/default/files/groundsure_legend.pdf)



**Site Details:**

SHAKESPEARE HOTEL,  
SHAKESPEARE HOTEL,  
WYTHAM STREET, PADIHAM,  
BB12 7DX

**Client Ref:** Patel  
**Report Ref:** GS-3UP-9RD-L9H-XK7  
**Grid Ref:** 379716, 433223

**Map Name:** County Series


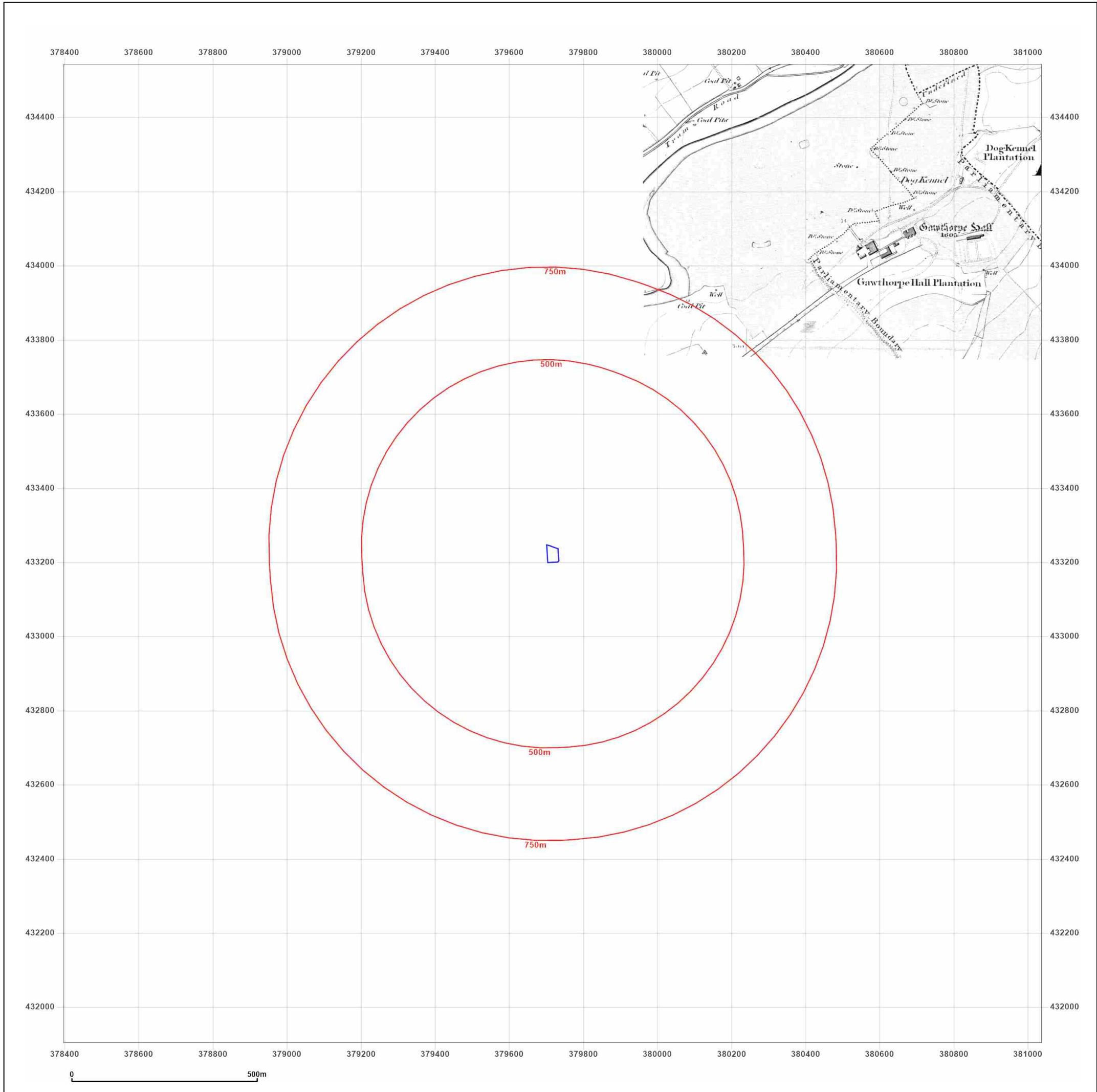
**Map date:** 1848

**Scale:** 1:10,560

**Printed at:** 1:10,560



Surveyed 1844  
Revised N/A  
Edition 1848  
Copyright N/A  
Levelled N/A

Produced by  
Groundsure Insights  
T: 08444 159000  
E: [info@groundsure.com](mailto:info@groundsure.com)  
W: [www.groundsure.com](http://www.groundsure.com)

© Crown copyright and database rights 2018 Ordnance Survey 100035207

Production date: 12 December 2023

Map legend available at:  
[www.groundsure.com/sites/default/files/groundsure\\_legend.pdf](http://www.groundsure.com/sites/default/files/groundsure_legend.pdf)

**Site Details:**

SHAKESPEARE HOTEL,  
SHAKESPEARE HOTEL,  
WYTHAM STREET, PADIHAM,  
BB12 7DX

**Client Ref:** Patel  
**Report Ref:** GS-3UP-9RD-L9H-XK7  
**Grid Ref:** 379716, 433223

**Map Name:** County Series

**Map date:** 1891-1892


**Scale:** 1:10,560

**Printed at:** 1:10,560



Surveyed 1892  
Revised 1892  
Edition N/A  
Copyright N/A  
Levelled N/A

Surveyed 1891  
Revised 1891  
Edition N/A  
Copyright N/A  
Levelled N/A



Surveyed 1892  
Revised 1892  
Edition N/A  
Copyright N/A  
Levelled N/A

Surveyed 1891  
Revised 1891  
Edition N/A  
Copyright N/A  
Levelled N/A

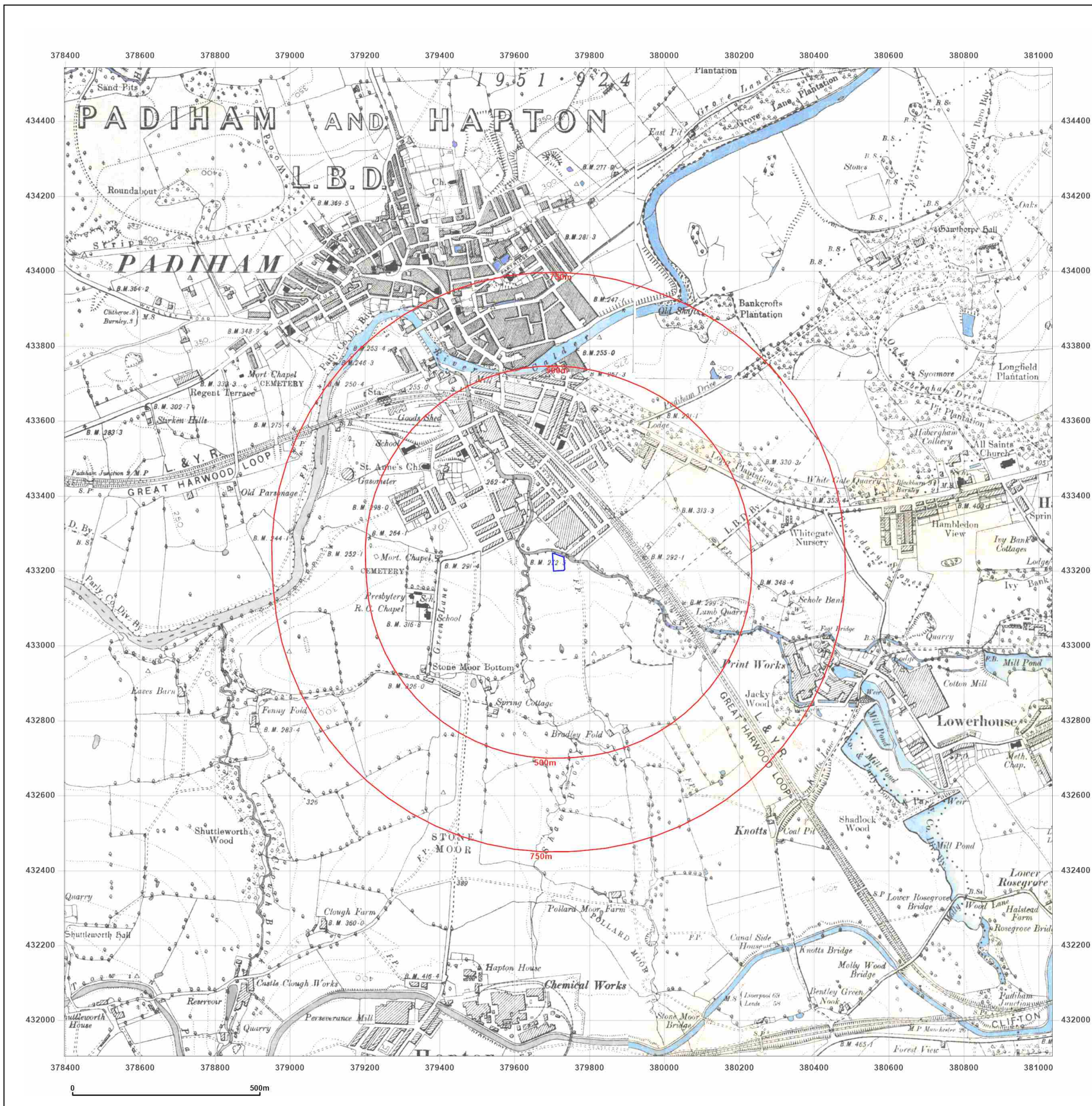


Produced by  
Groundsure Insights  
T: 08444 159000  
E: [info@groundsure.com](mailto:info@groundsure.com)  
W: [www.groundsure.com](http://www.groundsure.com)

© Crown copyright and database rights 2018 Ordnance Survey 100035207

Production date: 12 December 2023

Map legend available at:  
[www.groundsure.com/sites/default/files/groundsure\\_legend.pdf](http://www.groundsure.com/sites/default/files/groundsure_legend.pdf)



**Site Details:**

SHAKESPEARE HOTEL,  
SHAKESPEARE HOTEL,  
WYTHAM STREET, PADIHAM,  
BB12 7DX

**Client Ref:** Patel  
**Report Ref:** GS-3UP-9RD-L9H-XK7  
**Grid Ref:** 379716, 433223

**Map Name:** County Series


**Map date:** 1909-1910

**Scale:** 1:10,560

**Printed at:** 1:10,560



Surveyed 1844  
Revised 1910  
Edition N/A  
Copyright N/A  
Levelled N/A



Surveyed 1844  
Revised 1909  
Edition N/A  
Copyright N/A  
Levelled N/A

Surveyed 1844  
Revised 1910  
Edition N/A  
Copyright N/A  
Levelled N/A

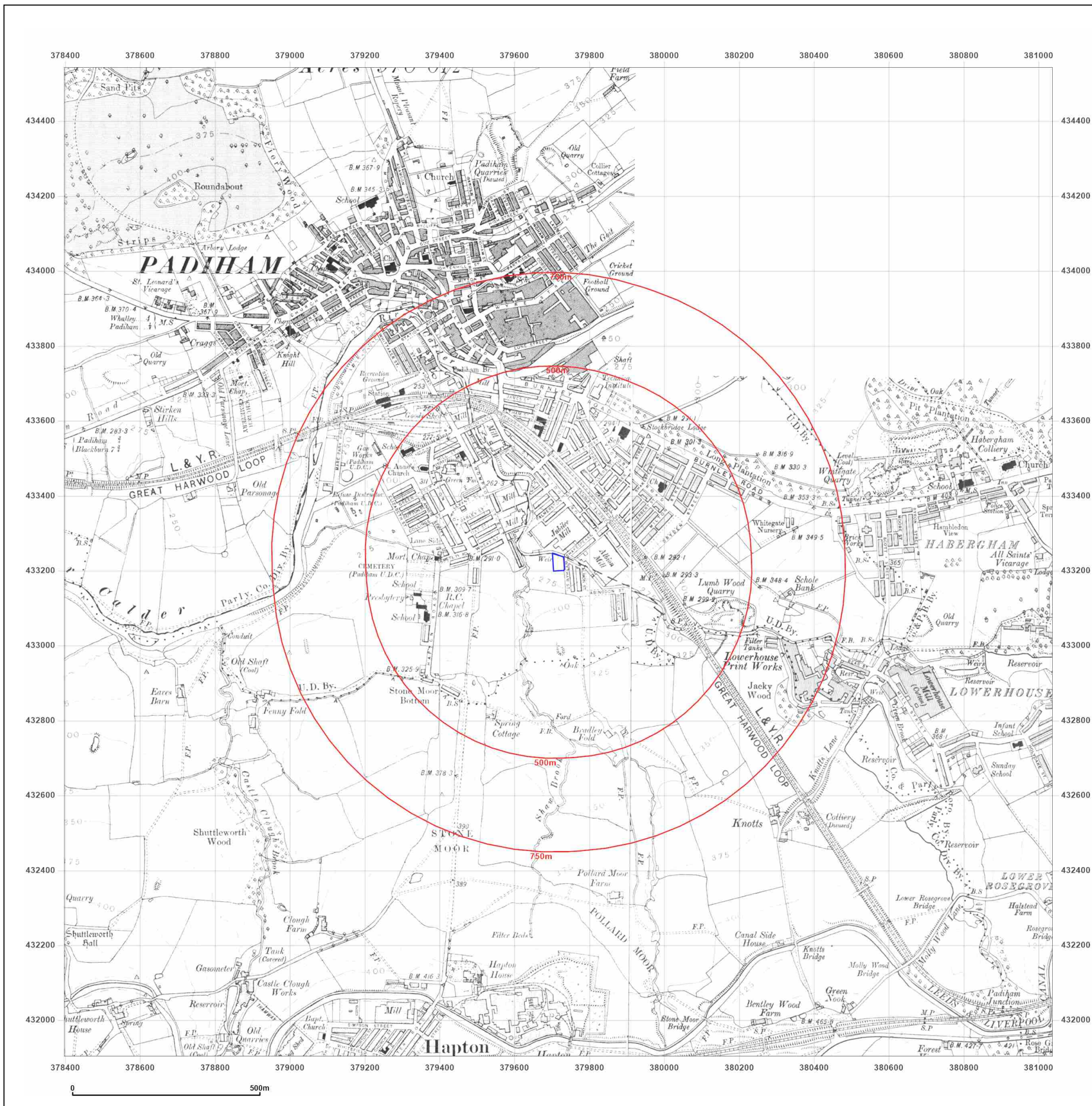


Produced by  
Groundsure Insights  
T: 08444 159000  
E: [info@groundsure.com](mailto:info@groundsure.com)  
W: [www.groundsure.com](http://www.groundsure.com)

© Crown copyright and database rights 2018 Ordnance Survey 100035207

Production date: 12 December 2023

Map legend available at:  
[www.groundsure.com/sites/default/files/groundsure\\_legend.pdf](http://www.groundsure.com/sites/default/files/groundsure_legend.pdf)



**Site Details:**

SHAKESPEARE HOTEL,  
SHAKESPEARE HOTEL,  
WYTHAM STREET, PADIHAM,  
BB12 7DX

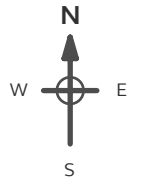
**Client Ref:** Patel  
**Report Ref:** GS-3UP-9RD-L9H-XK7  
**Grid Ref:** 379716, 433223

**Map Name:** County Series

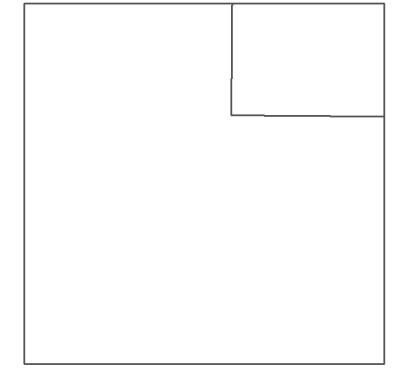
**Map date:** 1910

**Scale:** 1:10,560

**Printed at:** 1:10,560



Surveyed 1844  
Revised 1910  
Edition N/A  
Copyright N/A  
Levelled N/A

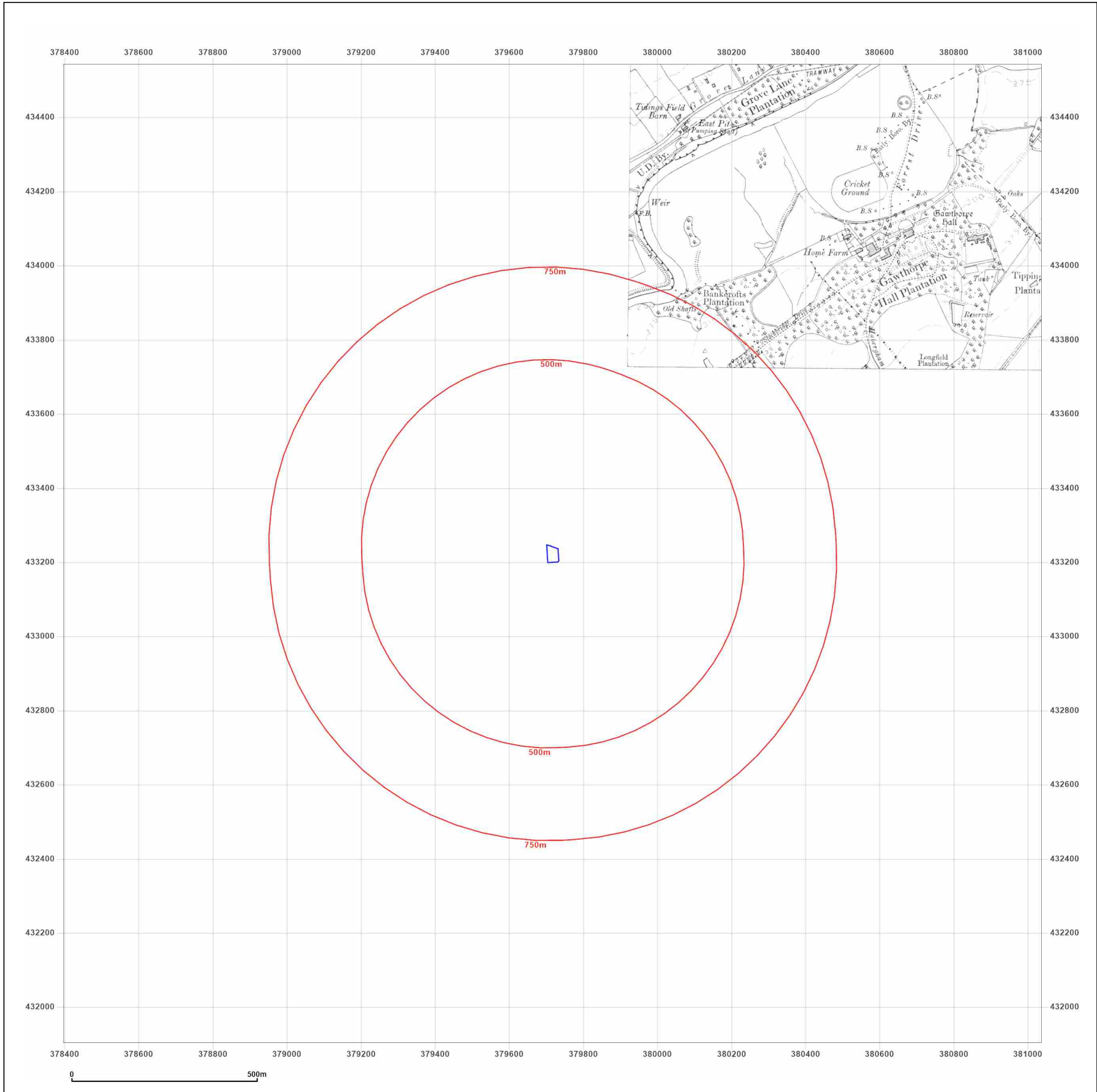


Produced by  
Groundsure Insights  
T: 08444 159000  
E: [info@groundsure.com](mailto:info@groundsure.com)  
W: [www.groundsure.com](http://www.groundsure.com)

© Crown copyright and database rights 2018 Ordnance Survey 100035207

Production date: 12 December 2023

Map legend available at:  
[www.groundsure.com/sites/default/files/groundsure\\_legend.pdf](http://www.groundsure.com/sites/default/files/groundsure_legend.pdf)



**Site Details:**

SHAKESPEARE HOTEL,  
SHAKESPEARE HOTEL,  
WYTHAM STREET, PADIHAM,  
BB12 7DX

**Client Ref:** Patel  
**Report Ref:** GS-3UP-9RD-L9H-XK7  
**Grid Ref:** 379716, 433223

**Map Name:** County Series

**Map date:** 1929

**Scale:** 1:10,560

**Printed at:** 1:10,560



Surveyed 1844  
Revised 1929  
Edition N/A  
Copyright N/A  
Levelled N/A

Surveyed 1844  
Revised 1929  
Edition N/A  
Copyright N/A  
Levelled N/A

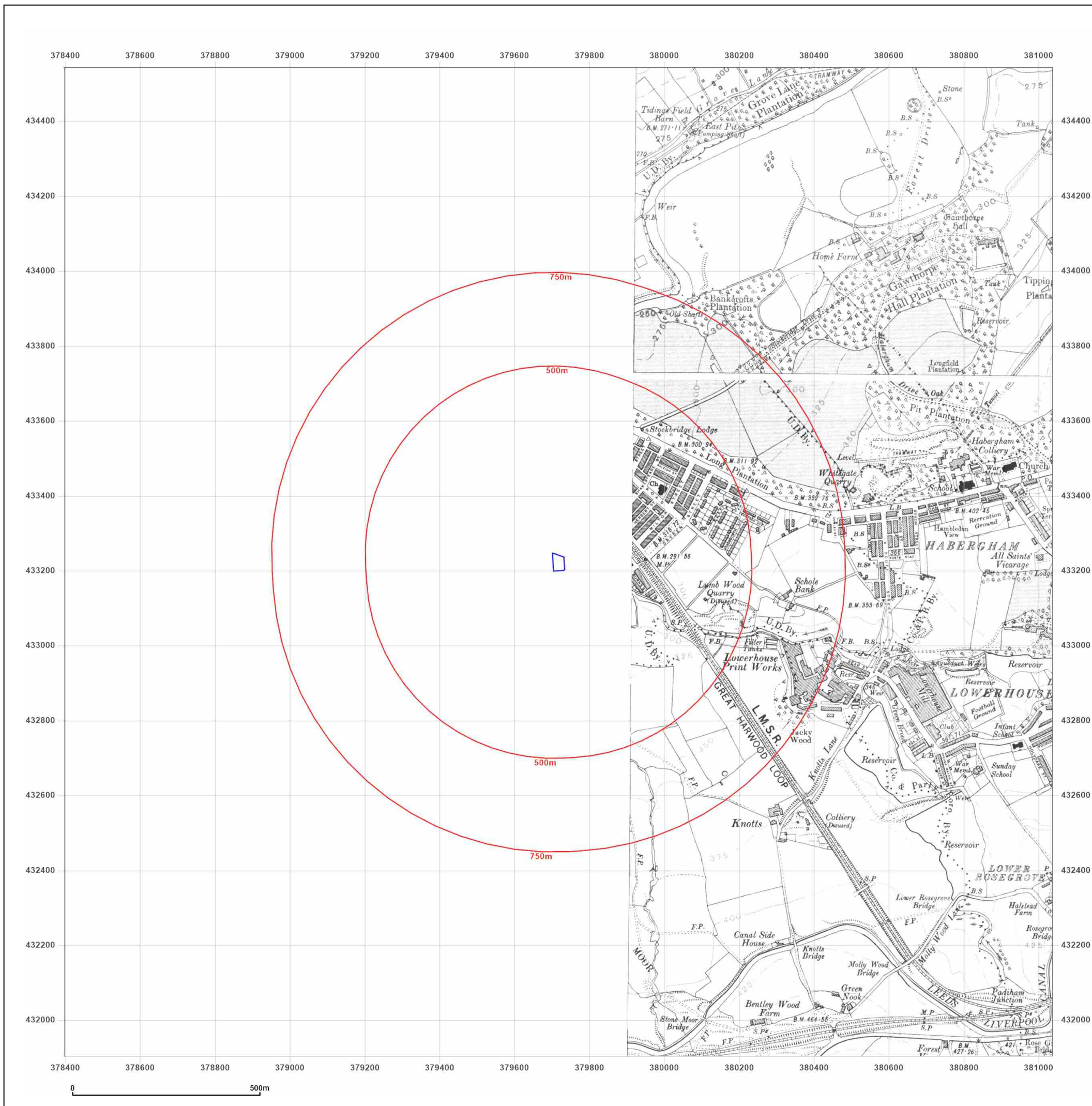


Produced by  
Groundsure Insights  
T: 08444 159000  
E: [info@groundsure.com](mailto:info@groundsure.com)  
W: [www.groundsure.com](http://www.groundsure.com)

© Crown copyright and database rights 2018 Ordnance Survey 100035207

Production date: 12 December 2023

Map legend available at:  
[www.groundsure.com/sites/default/files/groundsure\\_legend.pdf](http://www.groundsure.com/sites/default/files/groundsure_legend.pdf)



**Site Details:**

SHAKESPEARE HOTEL,  
SHAKESPEARE HOTEL,  
WYTHAM STREET, PADIHAM,  
BB12 7DX

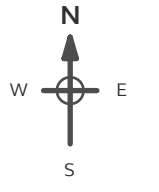
**Client Ref:** Patel  
**Report Ref:** GS-3UP-9RD-L9H-XK7  
**Grid Ref:** 379716, 433223

**Map Name:** County Series


**Map date:** 1929

**Scale:** 1:10,560

**Printed at:** 1:10,560



Surveyed 1844  
Revised 1929  
Edition N/A  
Copyright N/A  
Levelled N/A



Surveyed 1844  
Revised 1929  
Edition N/A  
Copyright N/A  
Levelled N/A

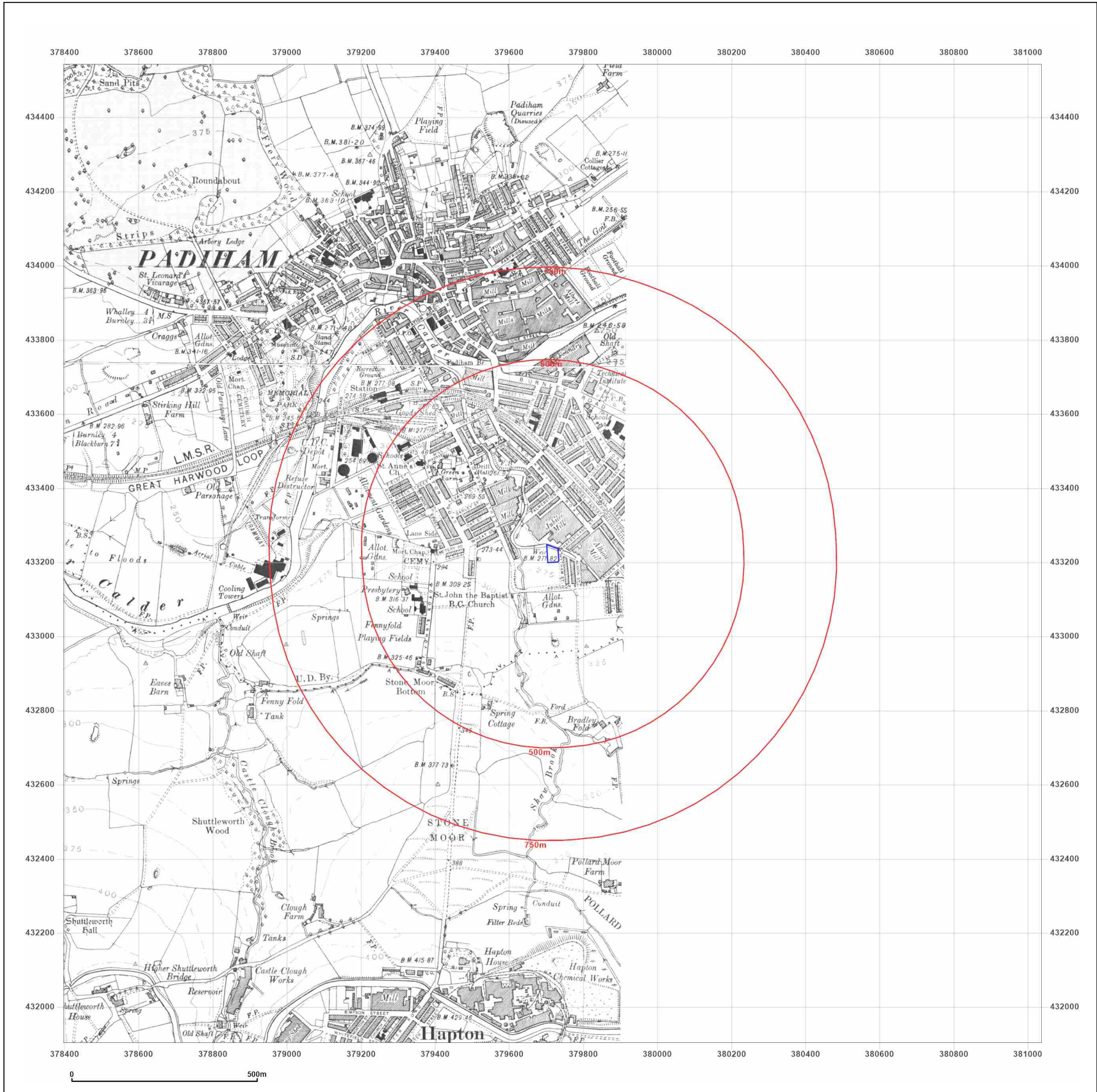


Produced by  
Groundsure Insights  
T: 08444 159000  
E: [info@groundsure.com](mailto:info@groundsure.com)  
W: [www.groundsure.com](http://www.groundsure.com)

© Crown copyright and database rights 2018 Ordnance Survey 100035207

Production date: 12 December 2023

Map legend available at:  
[www.groundsure.com/sites/default/files/groundsure\\_legend.pdf](http://www.groundsure.com/sites/default/files/groundsure_legend.pdf)



**Site Details:**

SHAKESPEARE HOTEL,  
SHAKESPEARE HOTEL,  
WYTHAM STREET, PADIHAM,  
BB12 7DX

**Client Ref:** Patel  
**Report Ref:** GS-3UP-9RD-L9H-XK7  
**Grid Ref:** 379716, 433223

**Map Name:** County Series


**Map date:** 1938

**Scale:** 1:10,560

**Printed at:** 1:10,560



Surveyed 1844  
Revised 1938  
Edition N/A  
Copyright N/A  
Levelled N/A



Surveyed 1844  
Revised 1938  
Edition N/A  
Copyright N/A  
Levelled N/A

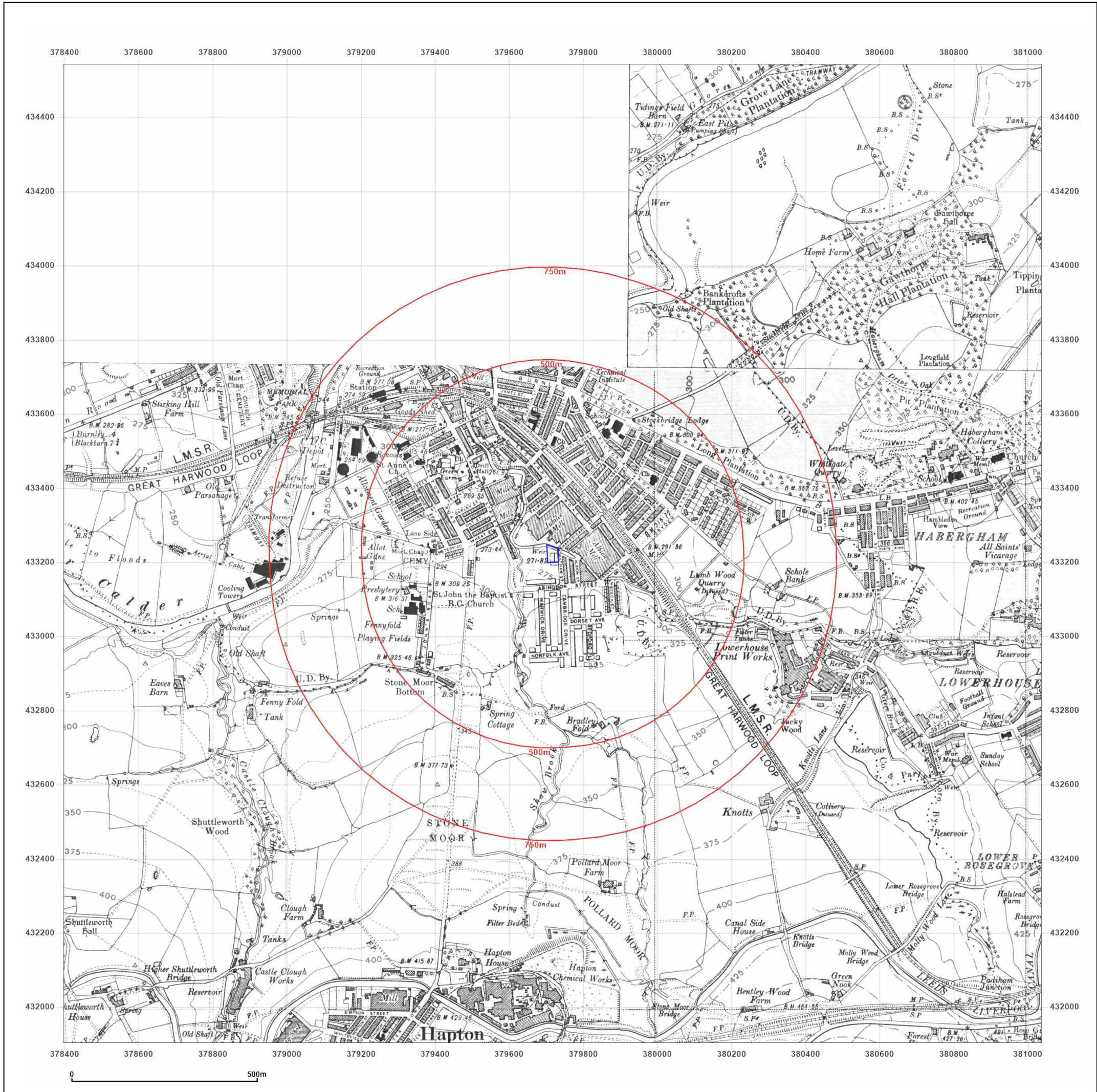


Produced by  
Groundsure Insights  
T: 08444 159000  
E: [info@groundsure.com](mailto:info@groundsure.com)  
W: [www.groundsure.com](http://www.groundsure.com)

© Crown copyright and database rights 2018 Ordnance Survey 100035207

Production date: 12 December 2023

Map legend available at:  
[www.groundsure.com/sites/default/files/groundsure\\_legend.pdf](http://www.groundsure.com/sites/default/files/groundsure_legend.pdf)







**Site Details:**

SHAKESPEARE HOTEL,  
SHAKESPEARE HOTEL,  
WYTHAM STREET, PADIHAM,  
BB12 7DX

**Client Ref:** Patel  
**Report Ref:** GS-3UP-9RD-L9H-XK7  
**Grid Ref:** 379716, 433223

**Map Name:** Provisional

**Map date:** 1950

**Scale:** 1:10,560

**Printed at:** 1:10,560



Surveyed 1950  
Revised 1950  
Edition N/A  
Copyright N/A  
Levelled N/A

Surveyed 1950  
Revised 1950  
Edition N/A  
Copyright N/A  
Levelled N/A

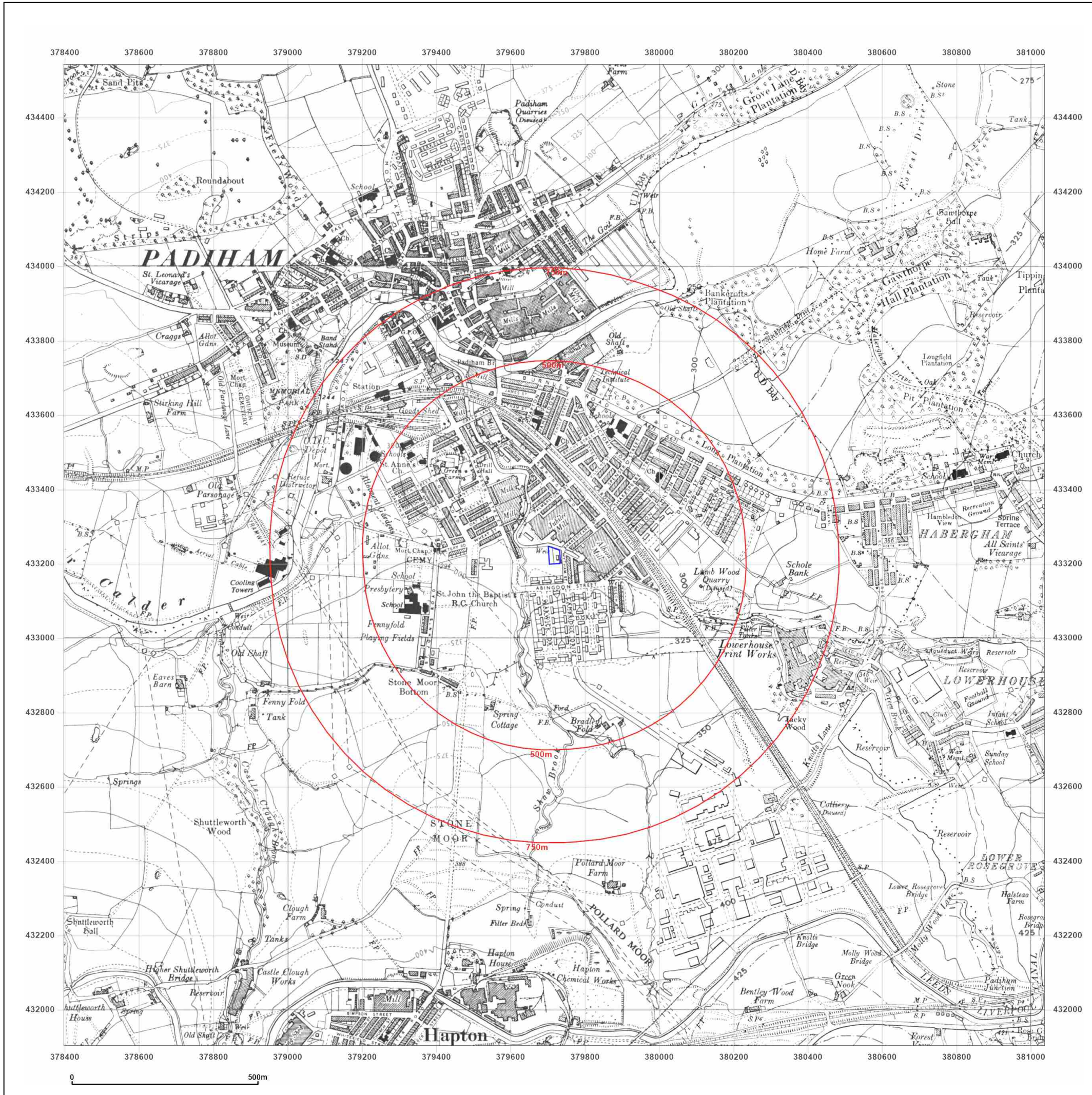


Produced by  
Groundsure Insights  
T: 08444 159000  
E: [info@groundsure.com](mailto:info@groundsure.com)  
W: [www.groundsure.com](http://www.groundsure.com)

© Crown copyright and database rights 2018 Ordnance Survey 100035207

Production date: 12 December 2023

Map legend available at:  
[www.groundsure.com/sites/default/files/groundsure\\_legend.pdf](http://www.groundsure.com/sites/default/files/groundsure_legend.pdf)



**Site Details:**

SHAKESPEARE HOTEL,  
SHAKESPEARE HOTEL,  
WYTHAM STREET, PADIHAM,  
BB12 7DX

**Client Ref:** Patel  
**Report Ref:** GS-3UP-9RD-L9H-XK7  
**Grid Ref:** 379716, 433223

**Map Name:** Provisional

**Map date:** 1965

**Scale:** 1:10,560

**Printed at:** 1:10,560



Surveyed 1965  
Revised 1965  
Edition N/A  
Copyright N/A  
Levelled N/A

Surveyed 1965  
Revised 1965  
Edition N/A  
Copyright N/A  
Levelled N/A

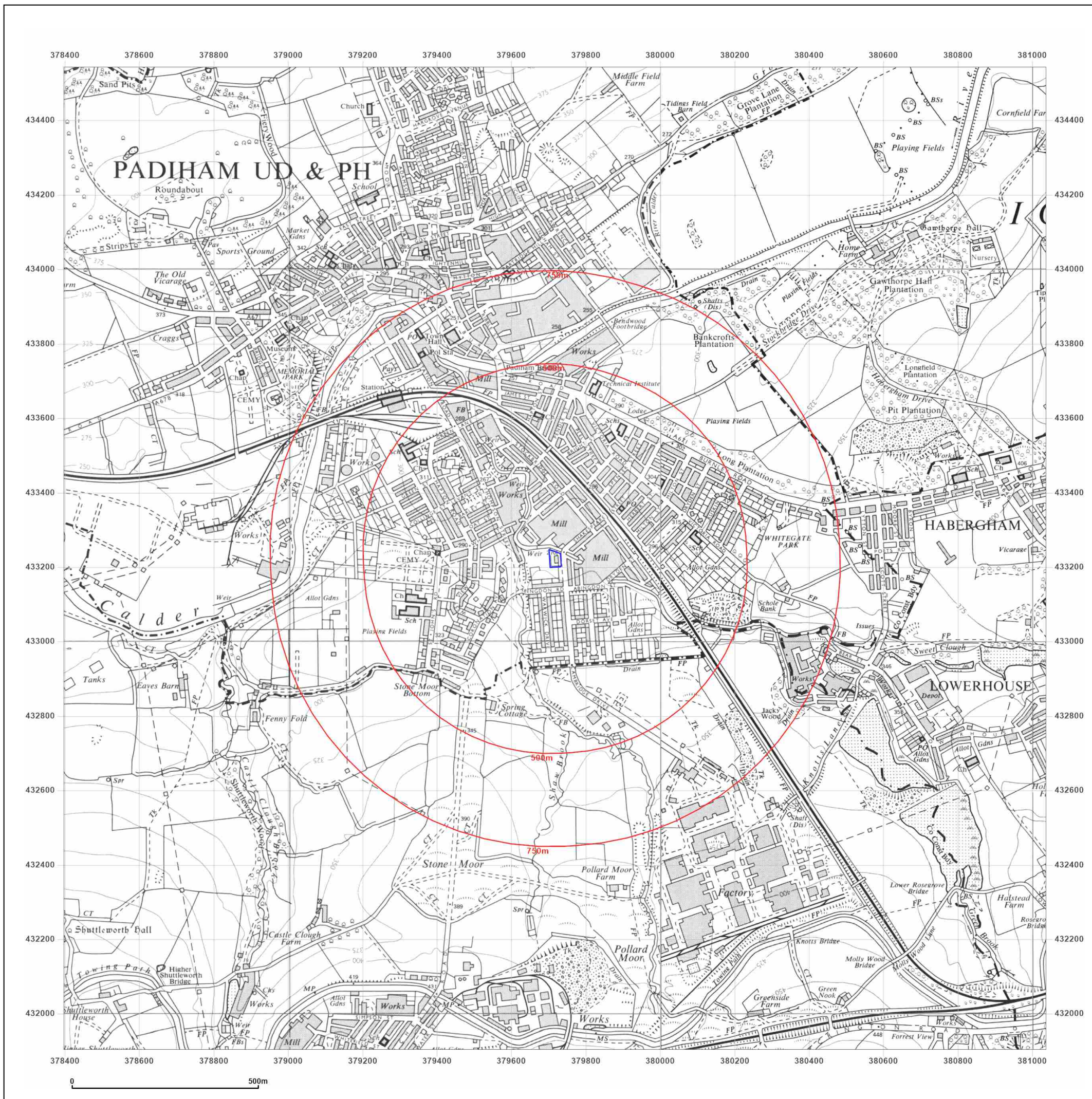


Produced by  
Groundsure Insights  
T: 08444 159000  
E: [info@groundsure.com](mailto:info@groundsure.com)  
W: [www.groundsure.com](http://www.groundsure.com)

© Crown copyright and database rights 2018 Ordnance Survey 100035207

Production date: 12 December 2023

Map legend available at:  
[www.groundsure.com/sites/default/files/groundsure\\_legend.pdf](http://www.groundsure.com/sites/default/files/groundsure_legend.pdf)



**Site Details:**

SHAKESPEARE HOTEL,  
SHAKESPEARE HOTEL,  
WYTHAM STREET, PADIHAM,  
BB12 7DX

**Client Ref:** Patel  
**Report Ref:** GS-3UP-9RD-L9H-XK7  
**Grid Ref:** 379716, 433223

**Map Name:** National Grid

**Map date:** 1974-1977

**Scale:** 1:10,000

**Printed at:** 1:10,000



Surveyed 1975  
Revised 1977  
Edition N/A  
Copyright N/A  
Levelled N/A

Surveyed 1973  
Revised 1974  
Edition N/A  
Copyright N/A  
Levelled N/A

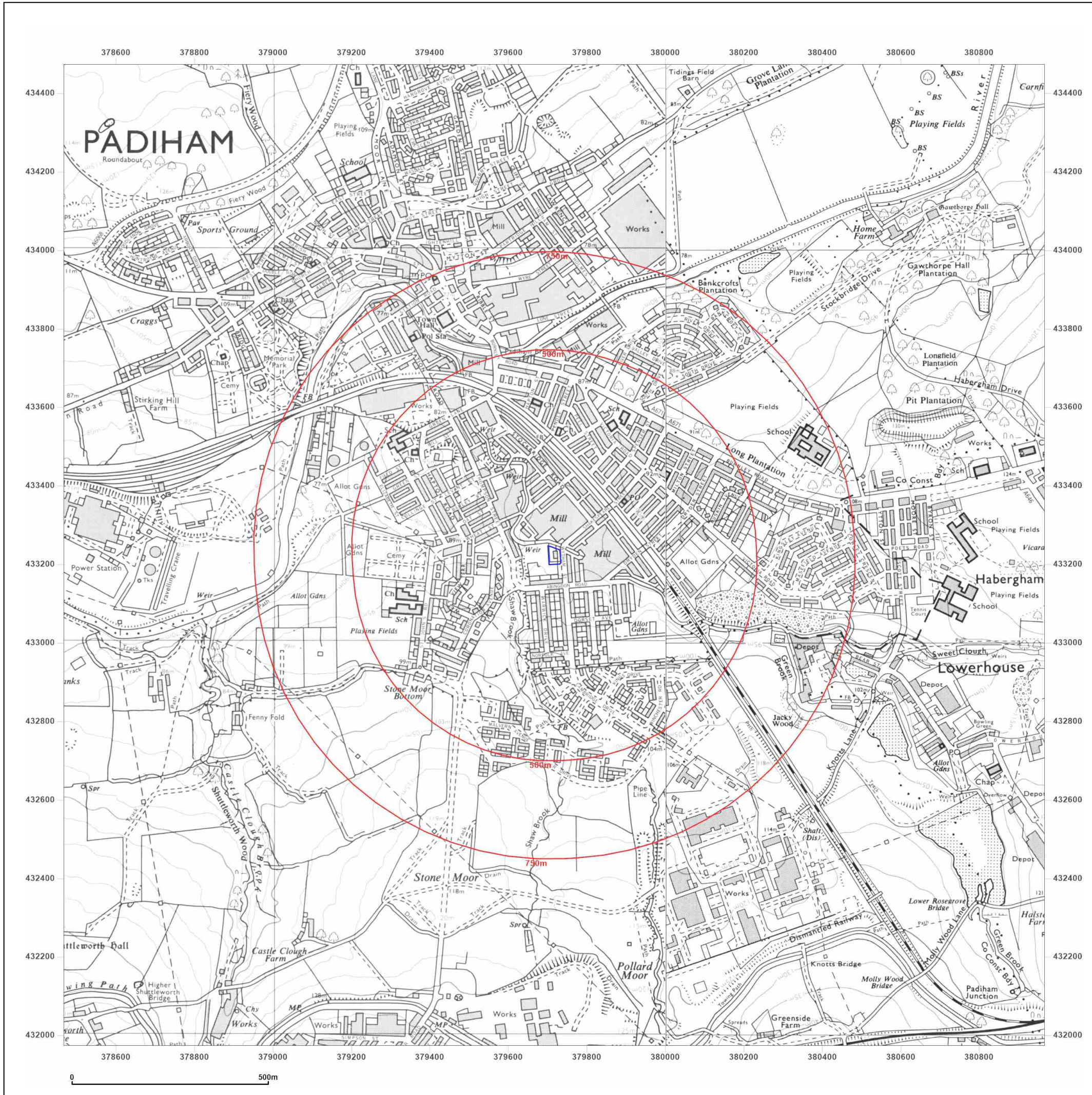


Produced by  
Groundsure Insights  
T: 08444 159000  
E: [info@groundsure.com](mailto:info@groundsure.com)  
W: [www.groundsure.com](http://www.groundsure.com)

© Crown copyright and database rights 2018 Ordnance Survey 100035207

Production date: 12 December 2023

Map legend available at:  
[www.groundsure.com/sites/default/files/groundsure\\_legend.pdf](http://www.groundsure.com/sites/default/files/groundsure_legend.pdf)



**Site Details:**

SHAKESPEARE HOTEL,  
SHAKESPEARE HOTEL,  
WYTHAM STREET, PADIHAM,  
BB12 7DX

**Client Ref:** Patel  
**Report Ref:** GS-3UP-9RD-L9H-XK7  
**Grid Ref:** 379716, 433223

**Map Name:** National Grid

**Map date:** 1986-1987

**Scale:** 1:10,000

**Printed at:** 1:10,000



Surveyed 1985  
Revised 1987  
Edition N/A  
Copyright N/A  
Levelled N/A

Surveyed 1985  
Revised 1986  
Edition N/A  
Copyright N/A  
Levelled N/A

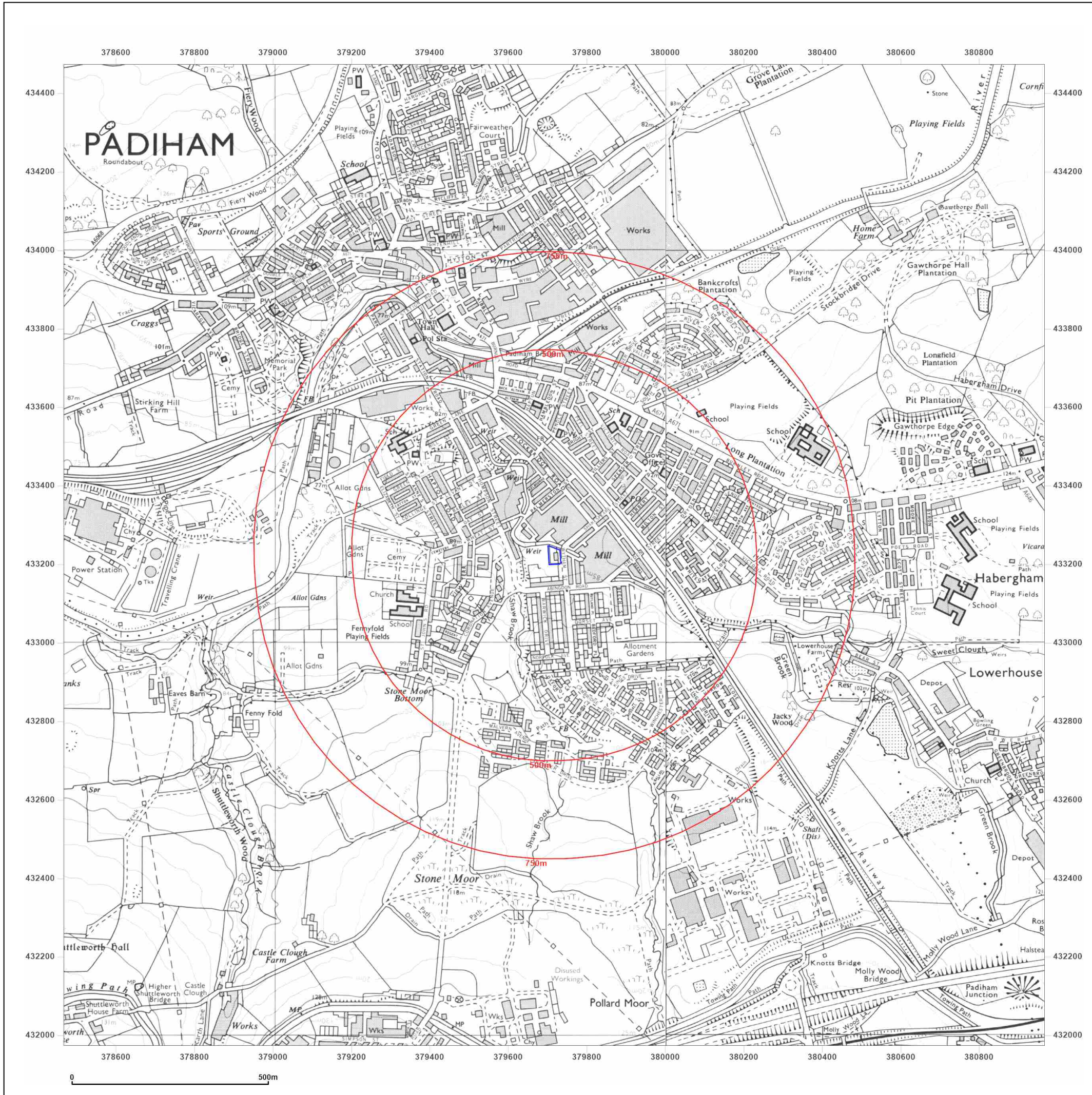


Produced by  
Groundsure Insights  
T: 08444 159000  
E: [info@groundsure.com](mailto:info@groundsure.com)  
W: [www.groundsure.com](http://www.groundsure.com)

© Crown copyright and database rights 2018 Ordnance Survey 100035207

Production date: 12 December 2023

Map legend available at:  
[www.groundsure.com/sites/default/files/groundsure\\_legend.pdf](http://www.groundsure.com/sites/default/files/groundsure_legend.pdf)



**Site Details:**

SHAKESPEARE HOTEL,  
SHAKESPEARE HOTEL,  
WYTHAM STREET, PADIHAM,  
BB12 7DX

**Client Ref:** Patel  
**Report Ref:** GS-3UP-9RD-L9H-XK7  
**Grid Ref:** 379716, 433223

**Map Name:** National Grid

**Map date:** 1988-1991

**Scale:** 1:10,000

**Printed at:** 1:10,000



Surveyed 1985  
Revised 1991  
Edition N/A  
Copyright N/A  
Levelled N/A

Surveyed 1985  
Revised 1988  
Edition N/A  
Copyright N/A  
Levelled N/A



Produced by  
Groundsure Insights  
T: 08444 159000  
E: [info@groundsure.com](mailto:info@groundsure.com)  
W: [www.groundsure.com](http://www.groundsure.com)

© Crown copyright and database rights 2018 Ordnance Survey 100035207

Production date: 12 December 2023

Map legend available at:  
[www.groundsure.com/sites/default/files/groundsure\\_legend.pdf](http://www.groundsure.com/sites/default/files/groundsure_legend.pdf)


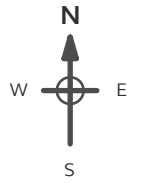


**Site Details:**

SHAKESPEARE HOTEL,  
SHAKESPEARE HOTEL,  
WYTHAM STREET, PADIHAM,  
BB12 7DX

**Client Ref:** Patel  
**Report Ref:** GS-3UP-9RD-L9H-XK7  
**Grid Ref:** 379716, 433223

**Map Name:** National Grid  
**Map date:** 2001  
**Scale:** 1:10,000  
**Printed at:** 1:10,000



**Powered by**

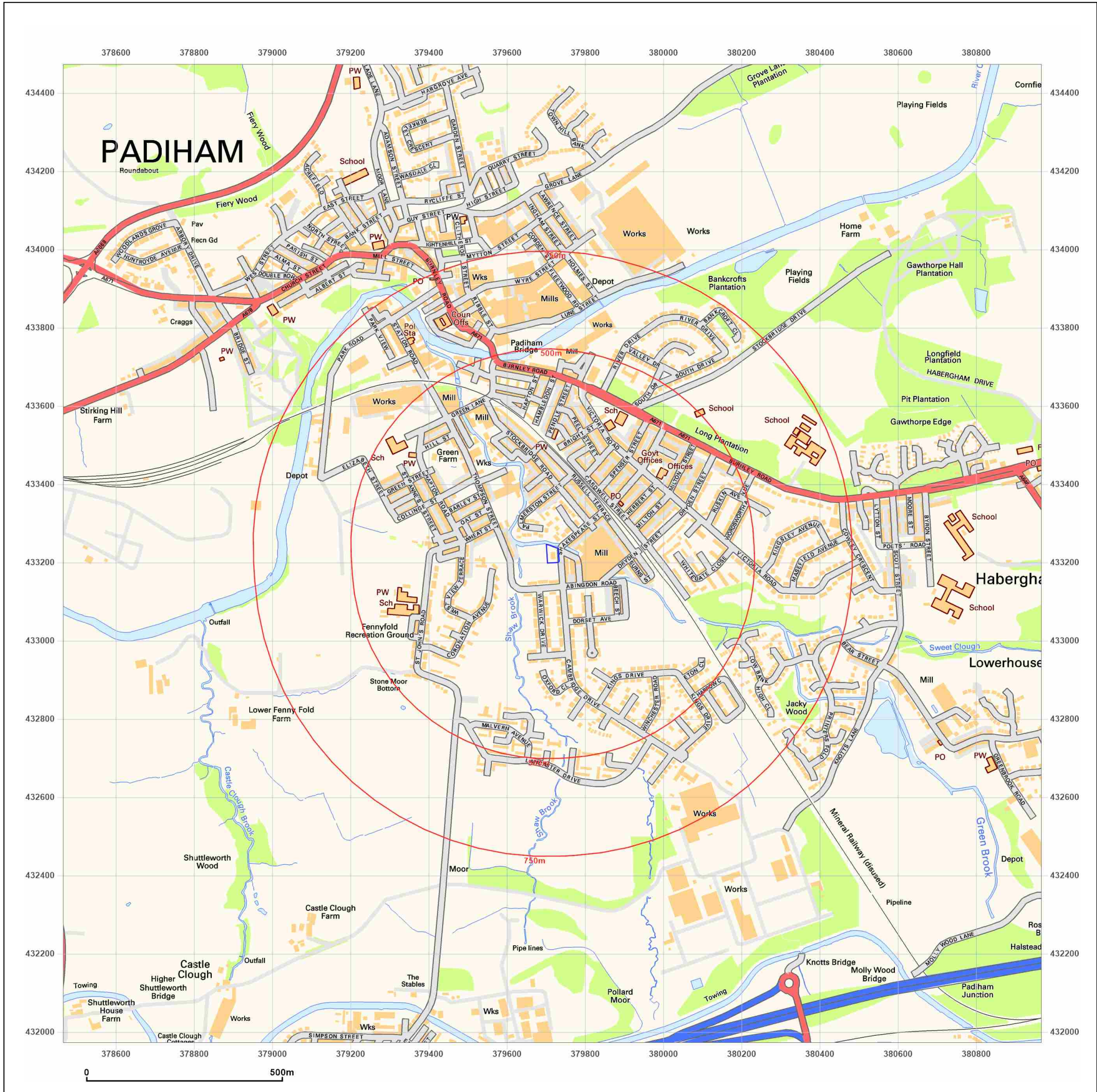


Produced by  
Groundsure Insights  
T: 08444 159000  
E: [info@groundsure.com](mailto:info@groundsure.com)  
W: [www.groundsure.com](http://www.groundsure.com)

© Crown copyright and database rights 2018 Ordnance Survey 100035207

Production date: 12 December 2023

Map legend available at:  
[www.groundsure.com/sites/default/files/groundsure\\_legend.pdf](http://www.groundsure.com/sites/default/files/groundsure_legend.pdf)





**Site Details:**

SHAKESPEARE HOTEL,  
SHAKESPEARE HOTEL,  
WYTHAM STREET, PADIHAM,  
BB12 7DX

**Client Ref:** Patel  
**Report Ref:** GS-3UP-9RD-L9H-XK7  
**Grid Ref:** 379716, 433223

**Map Name:** National Grid  
**Map date:** 2010  
**Scale:** 1:10,000  
**Printed at:** 1:10,000

**Powered by**

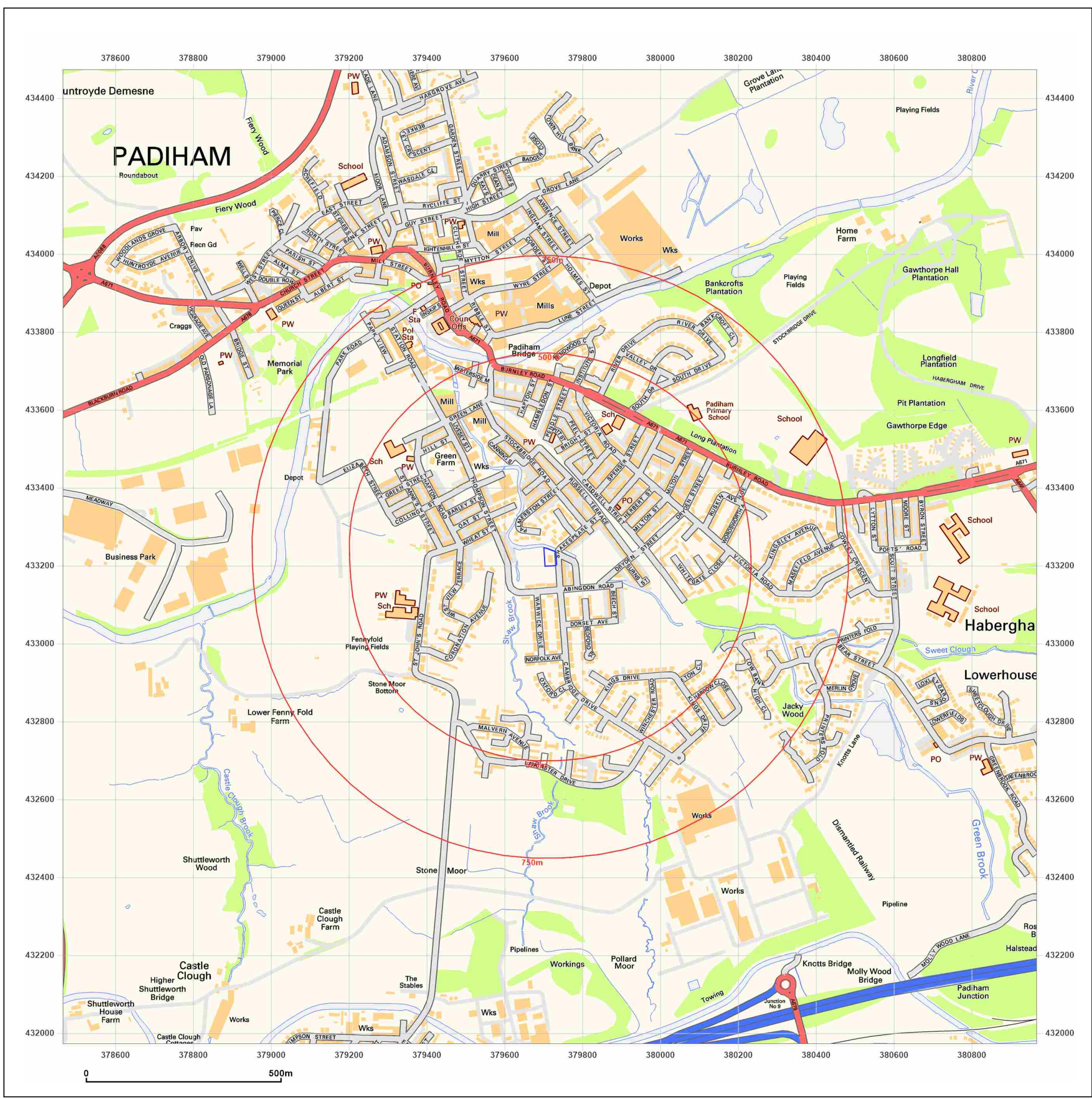


Produced by  
Groundsure Insights  
T: 08444 159000  
E: [info@groundsure.com](mailto:info@groundsure.com)  
W: [www.groundsure.com](http://www.groundsure.com)

© Crown copyright and database rights 2018 Ordnance Survey 100035207

Production date: 12 December 2023

Map legend available at:  
[www.groundsure.com/sites/default/files/groundsure\\_legend.pdf](http://www.groundsure.com/sites/default/files/groundsure_legend.pdf)






**Site Details:**


SHAKESPEARE HOTEL,  
SHAKESPEARE HOTEL,  
WYTHAM STREET, PADIHAM,  
BB12 7DX

**Client Ref:** Patel  
**Report Ref:** GS-3UP-9RD-L9H-XK7  
**Grid Ref:** 379716, 433223

**Map Name:** National Grid  
**Map date:** 2023  
**Scale:** 1:10,000  
**Printed at:** 1:10,000



**Powered by**



Produced by  
Groundsure Insights  
T: 08444 159000  
E: [info@groundsure.com](mailto:info@groundsure.com)  
W: [www.groundsure.com](http://www.groundsure.com)

© Crown copyright and database rights 2018 Ordnance Survey 100035207

Production date: 12 December 2023

Map legend available at:  
[www.groundsure.com/sites/default/files/groundsure\\_legend.pdf](http://www.groundsure.com/sites/default/files/groundsure_legend.pdf)

