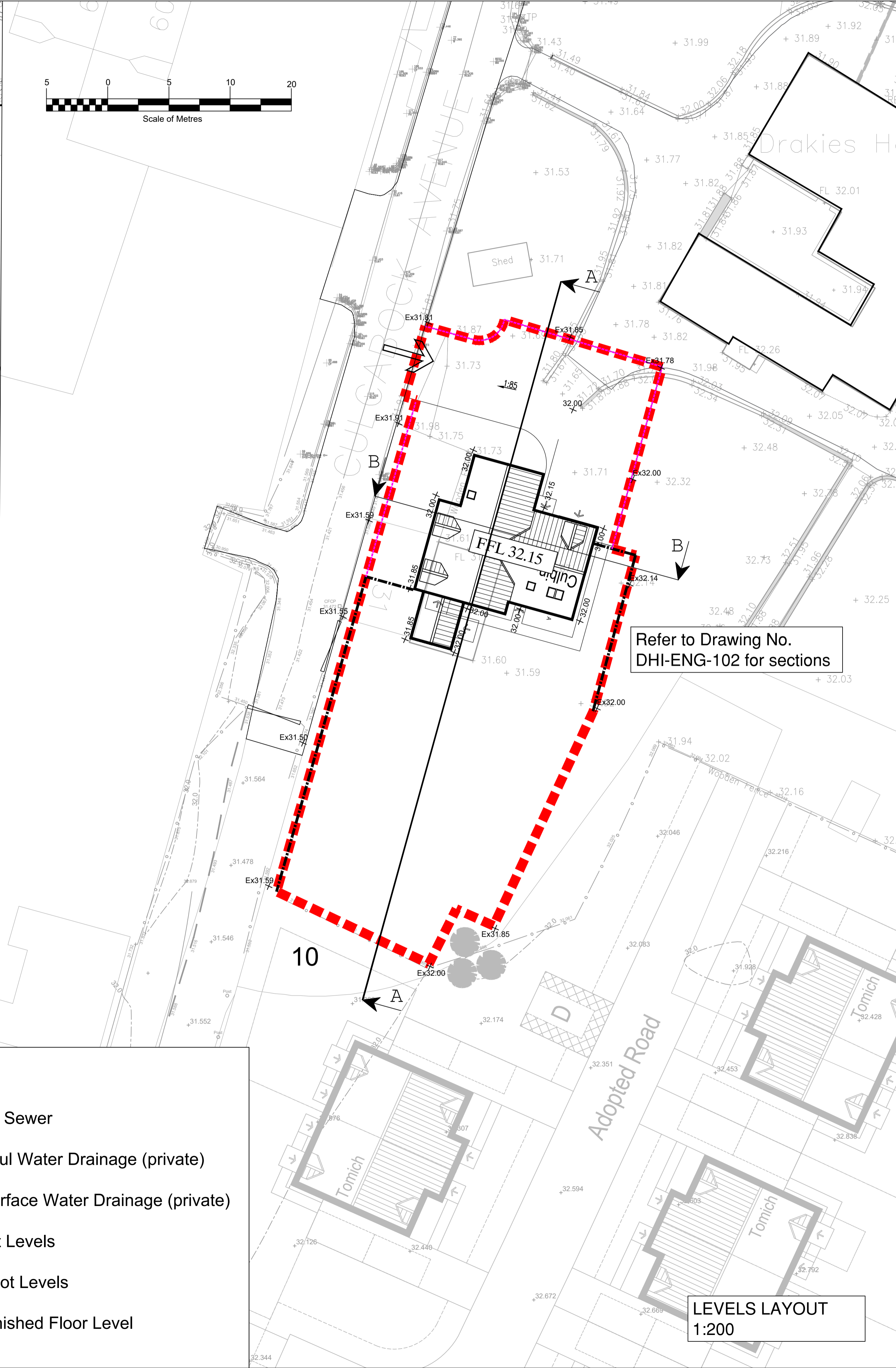
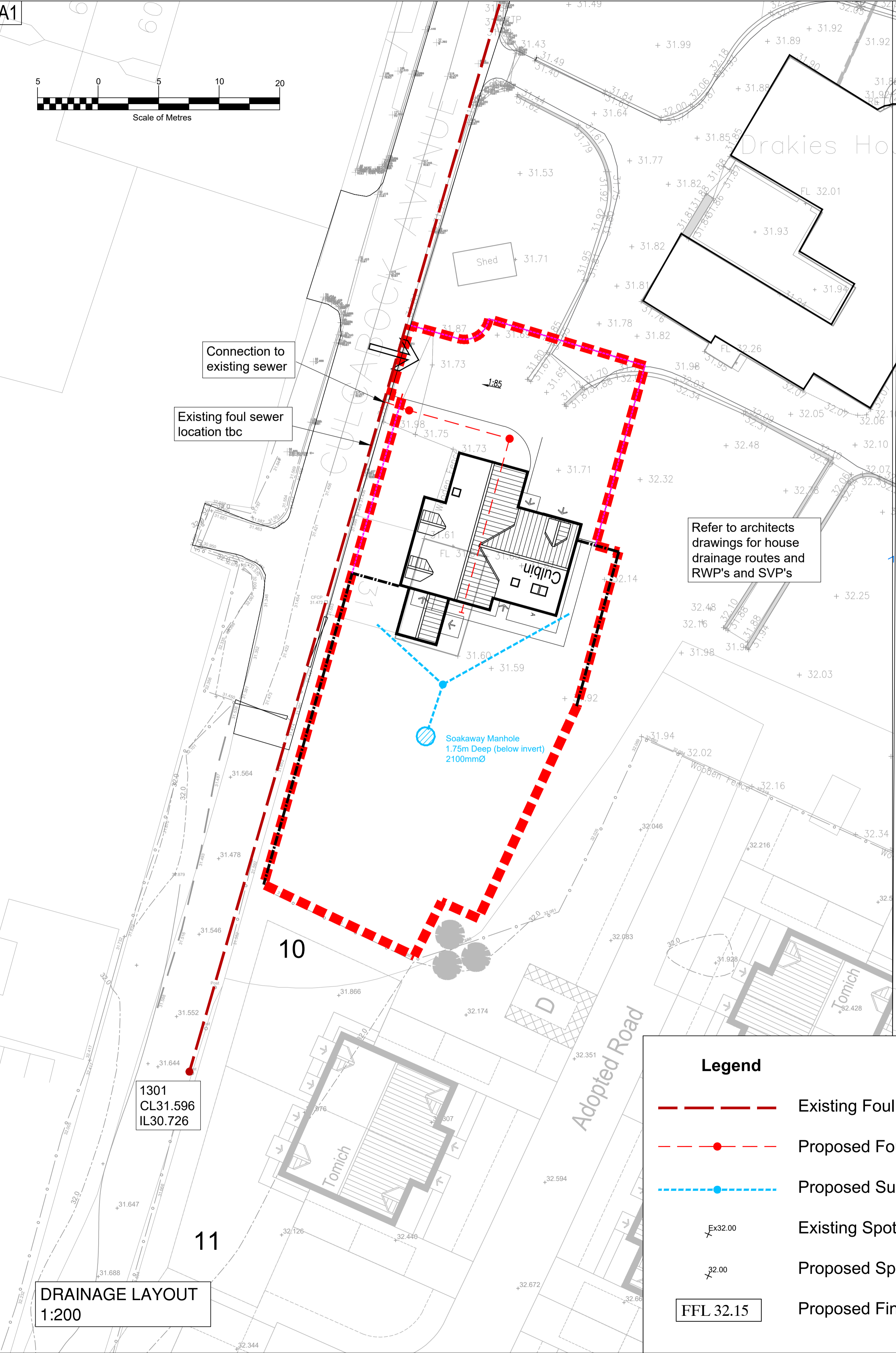
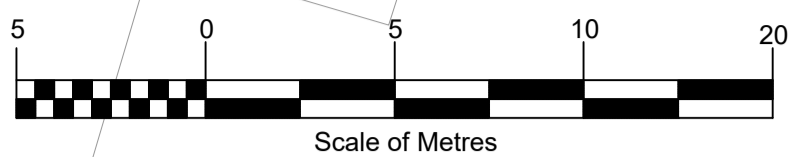
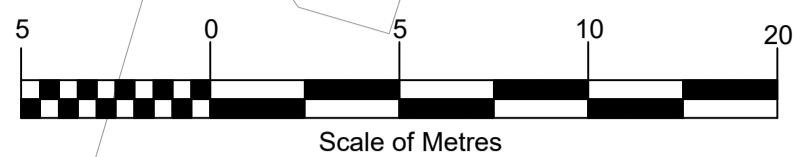


Important notes for clients / contractors
No works are to commence on site until all relevant approvals have been obtained. Any deviations to the approved plans have to be reported to the office. Contractors to check all dimensions on site prior to commencement of work. Given dimensions only to be used. "DO NOT SCALE". The copyright of this drawing and design remain the sole property of Springfield Properties Plc and must not under any circumstance be reproduced in any way without express written consent.



Refer to architects drawings for house drainage routes and RWP's and SVP's

Refer to Drawing No. DHI-ENG-102 for sections

Legend	
	Existing Foul Sewer
	Proposed Foul Water Drainage (private)
	Proposed Surface Water Drainage (private)
	Existing Spot Levels
	Proposed Spot Levels
	Proposed Finished Floor Level

Rev	Date	Remarks	By	Ch.
A	24.11.23	Scalebar and section locations added to drawing.		PD

Revisions



Springfield Properties Plc

<p>Elgin Office Alexander Fleming House, 8 Southfield Drive, Elgin, Moray, IV30 6GR</p> <p>Tel: 01343 552 550 Fax: 01343 551 776 Email: info@springfield.co.uk</p>	<p>Larbert Office Springfield House, 3 Central Park Avenue, Larbert, FK5 4RX</p> <p>Tel: 01324 555 536 Fax: 01324 574 890 Email: larbert@springfield.co.uk</p>
--	--

Project
PLOT 301
DRAKIES PHASE 3
INVERNESS

Drawing
Drainage & Levels Layout

Scale	Date	Drawn by	Checked by
1:200 @ A1	16.08.23	PD	

Drawing no. DHI-ENG-101	Rev A
----------------------------	----------