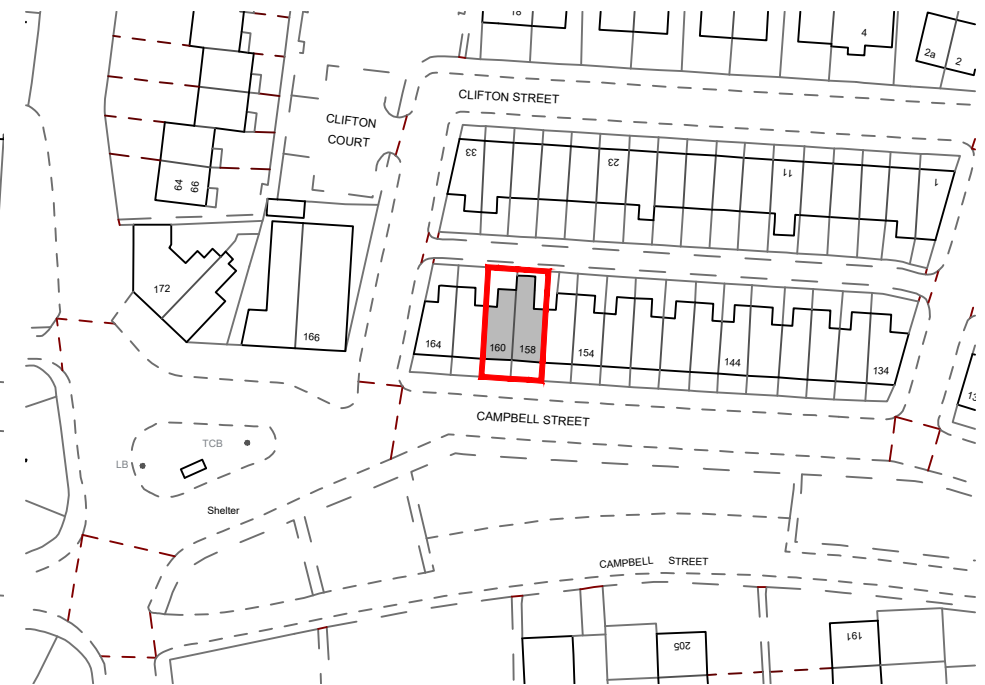
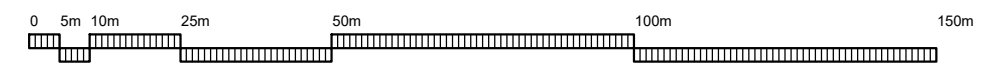


CAMPBELL STREET



Existing Site Location Plan
Scale 1:1250 @ A3

Site Boundary Existing Building



NOTES:

No scaling or dimensions other than those figured are to be taken from this drawing. All dimensions to be checked on site

This drawing is for use at the named location and for Planning Permission purposes only and as such should not be used at any other location or for any other purposes

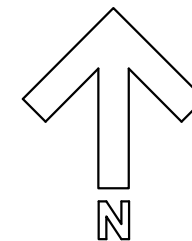
Project Location:

158 and 160 CAMPBELL STREET,
BOLTON,
BL4 7HW

Drawing:

00 Site Location

Scale:	Size:	Date:
Varies	A3	01/24



Proposed Site Plan
Scale 1:200 @ A3

Site Area - 180 SqM/ 1938 SqFt

Existing Building Proposed Extension

Site Boundary