

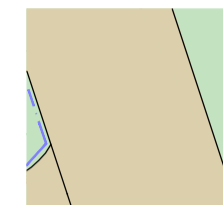
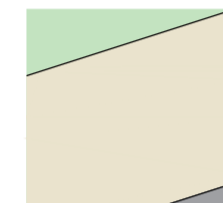

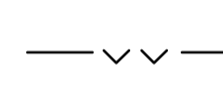

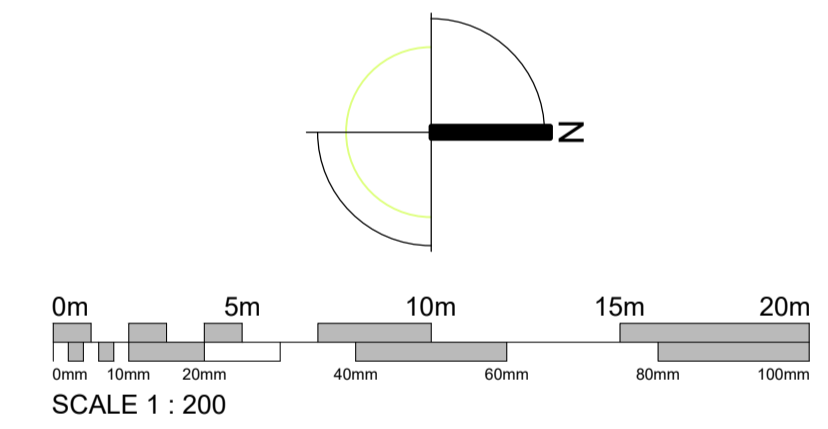
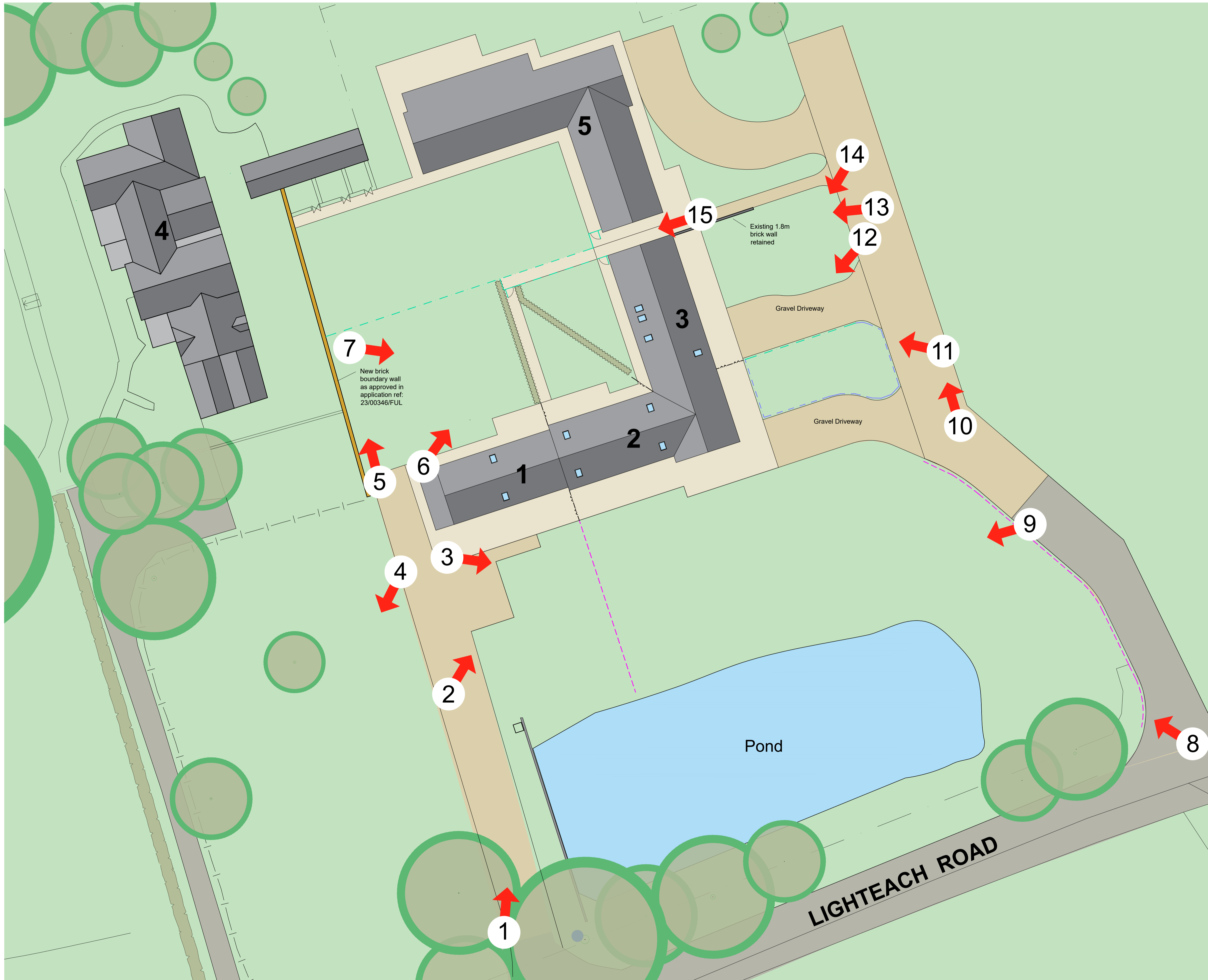


1. No dimensions are to be scaled from this drawing.
2. All dimensions are to be checked on site prior to construction

**Proposed Site Legend**

-  Planning application boundary
-  Tarmac surfaces
-  Proposed compact gravel surfaces with geomesh underlay
-  Proposed block paved patios and courtyard surfaces
-  Existing grass areas retained with some areas of existing hardstanding reinstated as grass surface
-  New Laurel hedges to plot boundaries
-  New knee high timber rail fencing to boundaries
-  New 1.8m high woven screens
-  New close boarded timber fence
-  1m high post and rail fence



A00	-----	-----
Revision	Date Issued	Details

**PLANNING**

**LK2** Studio 2, Deepdale Enterprise Park,  
Deepdale Lane,  
Nettleham, Lincoln  
LN2 2LL  
T 01522 750777  
E info@lk2.co.uk  
W www.lk2.co.uk

Client Logo  
  
Warm Beautiful Homes

Client  
Mr David Hill  
Warm Beautiful Homes

Project  
Plots 1, 2 and 3  
Lightteach, Prees  
Shropshire

Drawing Title  
Proposed Site Plan

Scale 1:200 at A1	Date Jan 2024	Drawn by AS	Checked by
Project No. 1330	Drawing No. P1 - 3 (08)001	Revision A00	

Lighteach Landscaping Compliance – Condition 18 20/00686/FUL

1.



2.



3.



4.



5.



6.



7.





8.



9.



10.



11.



12.



13.



14.



15.

