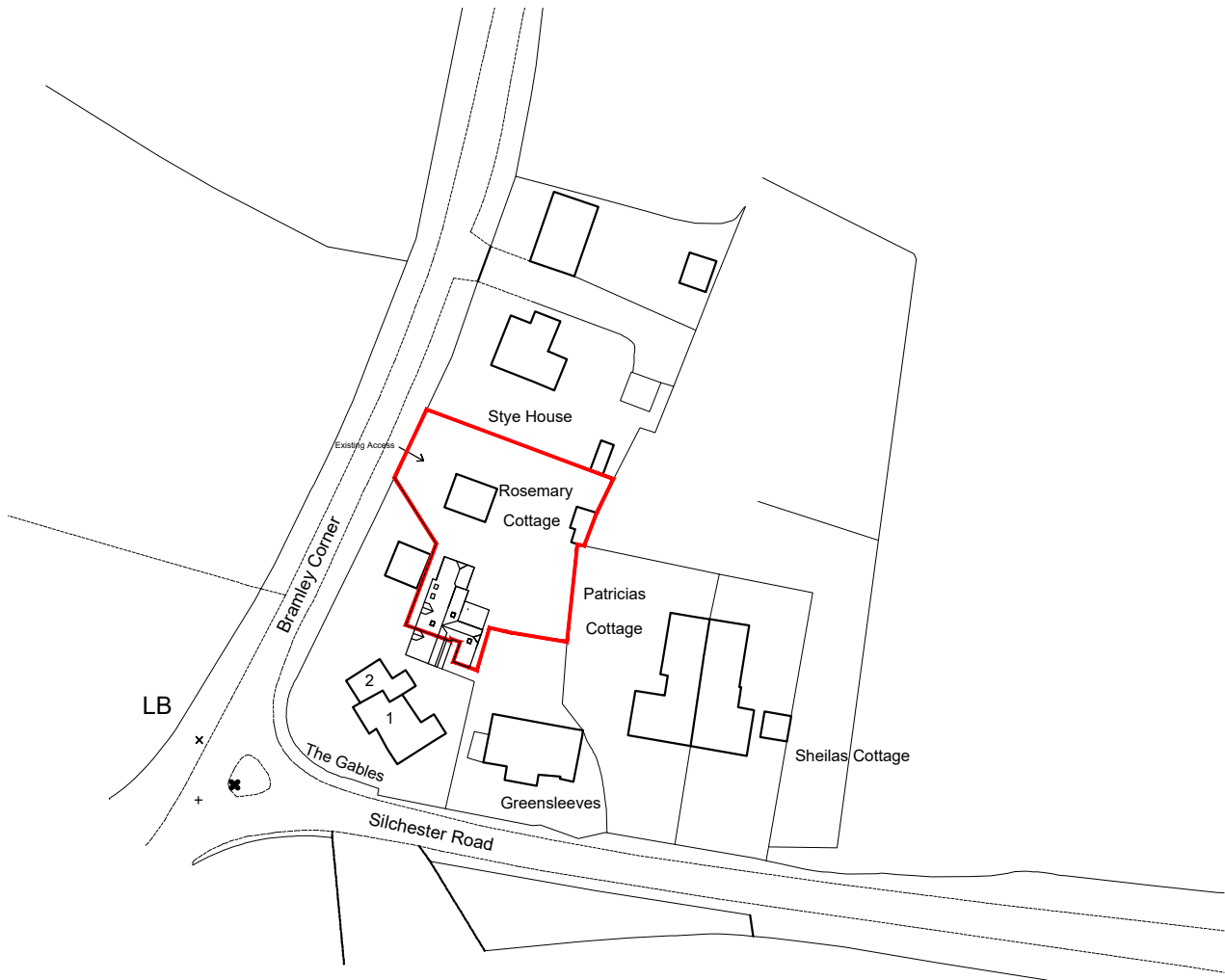


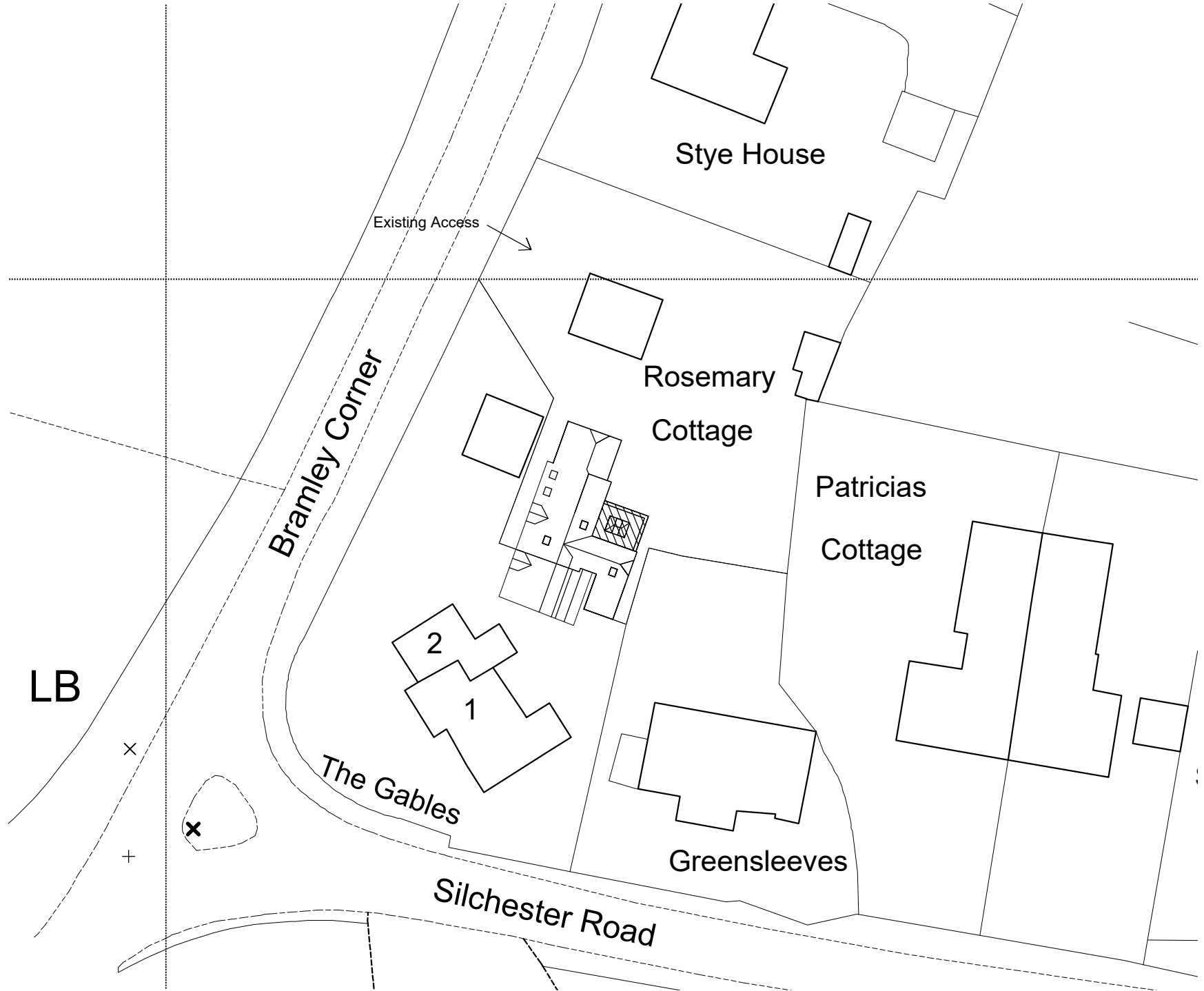
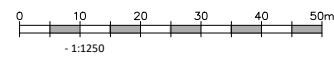
MC
JAN 24



Ordnance Survey (c) Crown Copyright 2024. All rights reserved. Licence number 100022432

SITE LOCATION PLAN


SCALE 1:1250
AS OS DATA



BLOCK PLAN

SCALE 1:500
AS OS DATA

/// SINGLE HATCH PROPOSED ORANGERY (EXISTING DEMOLISHED)



NORTH



ROSEMARY COTTAGE, BRAMLEY CORNER, TADLEY

REVISION	DATE	AMENDMENTS
A	JAN 24	PLANNING APPLICATION

SCALE BAR

SITE LOCATION & BLOCK PLAN
MATHEWSON & WATERS ARCHITECTS
 1:1250/ 1:500 @ A3
 The Old Surgery
 Crowle Road · Lambourn
 Berkshire · RG17 8NR
 enquiries@mw-architects.co.uk
 01288 732131
 www.mw-architects.co.uk
 RIBA #100000000
 23073 PL100 A

ALL FIGURED DIMENSIONS ARE TO BE TAKEN IN PREFERENCE TO SCALED DIMENSIONS AND ANY INACCURACIES ARE TO BE REPORTED TO THE ARCHITECT. DIMENSIONS TO BE CHECKED ON SITE BEFORE ANY WORK IS PUT IN HAND OR PREFABRICATED. COPYRIGHT OF THIS DRAWING IS RETAINED BY THE ARCHITECT AND IT MUST NOT BE REPRODUCED WITHOUT THEIR WRITTEN CONSENT.