
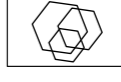











PLAN KEY

-  **RETAINED TREES**
subject to final engineering
architects layout
-  **NATIVE TREE PLANTING**
boundary enclosure + spinneys
-  **FEATURE TREE PLANTING**
driveway / courtyard
-  **EXISTING OUTER BODY HEDGING**
existing screen reinforced/ infilled +
managed for long term screening
subject to highway vision constraints
-  **CLIPPED INNER HEDGING**
garden enclosure + parking area
-  **MIXED NATIVE HEDGING**
boundary enclosure
-  **GRASS AREAS**
close mown verges + path/ driveway
margins - outer marginal habitat
Emorsgate EM1 seed mix managed
for conservation
-  **PADDOCKS**
-  **DRIVEWAY/ PARKING**
access driveway permeable macadam
permeable resinbound gravel/ block paving
- subject to final eng spec
-  **FOOTPATHS/ TERRACES**
flag, block permeable paving
- see final eng spec
-  **BOUNDARY FENCING**
1.2m p & r timber stockproof fencing
unless specified otherwise
+ mixed native hedging
see final setting out det dwg for spec



Detached garage

Replacement dwelling

GENERAL
All landscape works subject to
BS.3882.2015 - Recommendations for topsoil
BS.3998.2010 - Recommendations for tree work
BS.4043.1989 - Recommendations for transplanting rootballed trees
BS.4428.1989 - Recommendations for general landscape operations
BS.5837.2012 - Trees in relation to demolition, design & construction
BS.8545.2014 - Recommendations for trees
BS.8601.2013 - Recommendations for subsoil
BRE 2007 - Code of sustainable homes technical guide

SITE PLAN



DRAFFIN ASSOCIATES
Landscape, Environmental & Urban Design Consultants
The Studio, Glenrise, Lower Wokingham Road, Crowthorne, Berkshire, RG45 6DB
Tel/Fax: 01344 750011 Email: info@draffinassoc.co.uk www.draffinassoc.co.uk
© Copyright Draffin Associates

Mr & Mrs Barney

LANDSCAPE STRATEGY
as overlay on D&J Arthur site layout 12/23)
see DA landscape LVA statement

Proposed replacement dwelling
Whitewater Stables
Bramshill Rd
Heckfield RG27 0LA

Scale: 1:500 @A1-1:1000@A3 Date: 1/24 Drawn: **PLANNING**
Job no: 808/1 Drawing no: 808/1/01 Revision: