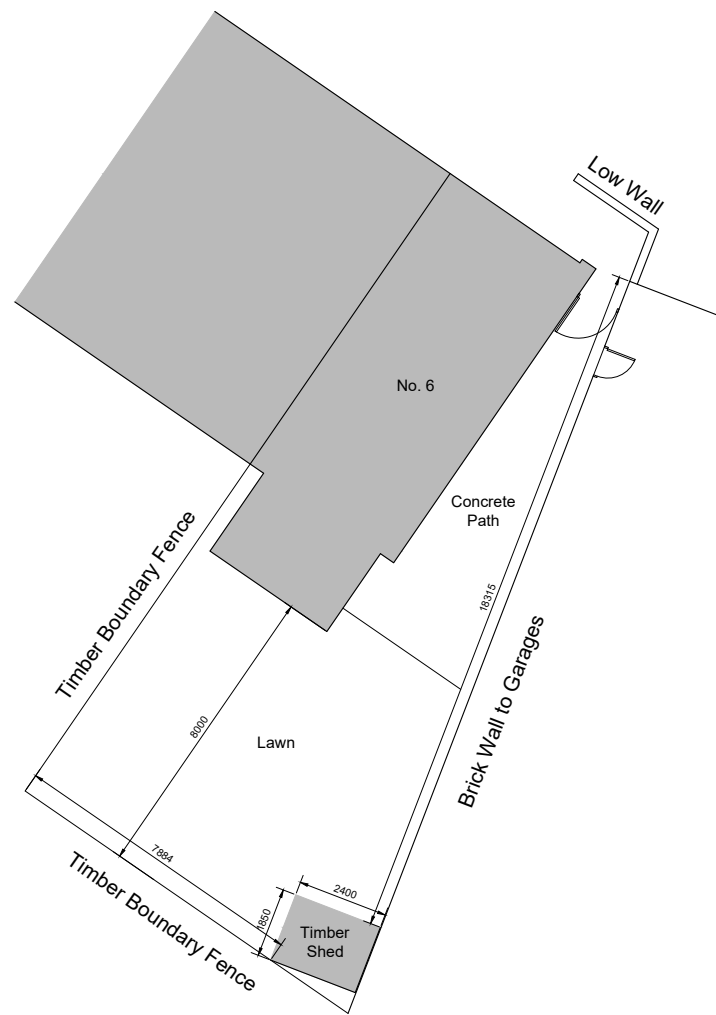
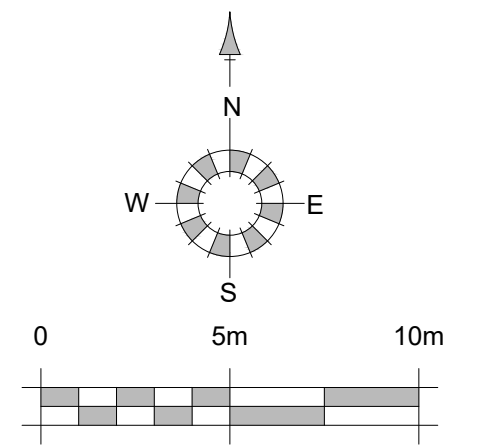
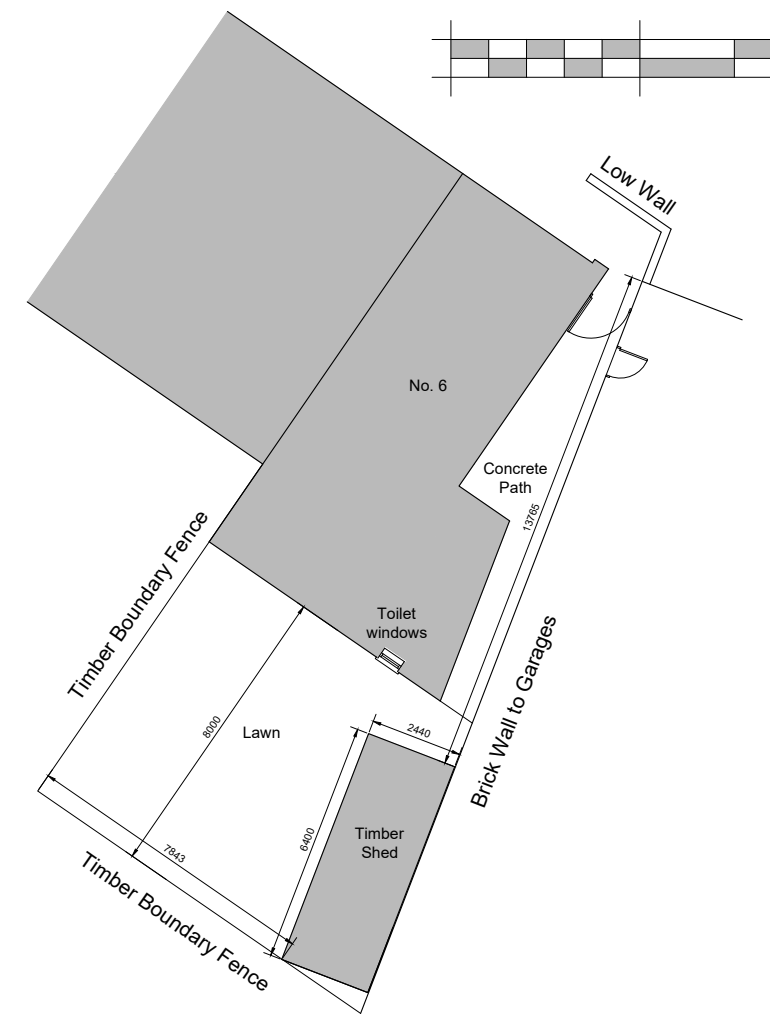


Location Plan
(1:1250)



Existing Block Plan
(1:200)



Proposed Block Plan
(1:200)

REV A	DATE 11.01.24	REVISIONS: new shed shown	BY RPO	STATUS:
----------	------------------	------------------------------	-----------	---------

CLIENT:	Mr & Mrs P.H. Bohling	PROJECT:	6 Randolph Close, Knaphill, Woking, Surrey, GU21 2NF
SCALE:	1:1250 & 1:200 (A3 ORIGINAL)	DRAWING:	Location Plan and Existing & Proposed Block Plan
DRAWN:	AM		
DATE:	June '23		A

CLIENT:	Mr & Mrs P.H. Bohling	PROJECT:	6 Randolph Close, Knaphill, Woking, Surrey, GU21 2NF
SCALE:	1:1250 & 1:200 (A3 ORIGINAL)	DRAWING:	Location Plan and Existing & Proposed Block Plan
DRAWN:	AM		
DATE:	June '23		A



architecture planning masterplanning
Broadmeade House, Farnham Business Park,
Weydon Lane, Farnham, Surrey GU9 8QT.
info@osparchitecture.com www.osparchitecture.com
Tel: 01252 267878

© COPYRIGHT EXISTS ON THE DESIGNS AND INFORMATION SHOWN ON THIS DRAWING

This drawing may be scaled or cross referenced to the scale bar for planning application purposes only. Do not scale for any other purpose. Use figured dimensions only. Subject to site survey and all necessary consents. All dimensions to be checked by user and any discrepancies, errors or omissions to be reported to the Architect before work commences. This drawing is to be read in conjunction with all other relevant materials.
OS Licence No. 100007327

OS Licence No. 100007327

OS Licence No. 100007327