




FASCIA SIGN 1

TYPE : FASCIA
 QUANTITY : 1 OFF
 O/A PANEL SIZE : 400w X 50h x 4d (cm)
 LETTER HEIGHT 27cm
 MATERIALS : TRICOYO TIMBER & HARDWOOD
 COLOURS : AS SPEC
 LIGHTING : LED FLOODLIGHTS TO EAVES
 FIXING : SCREW & PLUG
 HEIGHT ABOVE GROUND: 3.2M
 MAX PROJECTION: 4cm
 NOTES :



HANGING SIGN 1

TYPE : SWING SIGN
 QUANTITY : 1 OFF
 O/A SIZE : 88w X 110h x 6d (cm)
 LETTER HEIGHT 10cm
 MATERIALS : TRICOYA TIMBER & HARDWOOD
 COLOURS : AS SPEC
 LIGHTING : LED TROUGH LIGHT 155 Cm2
 FIXING : TO EXISTING PROJECTING BRACKET
 HEIGHT ABOVE GROUND: 3.6M
 MAX PROJECTION: 110cm
 NOTES :

4No. LED LIGHTS
 WARM WHITE 20W LED
 185 CANDELARS m2
 HEIGHT 28mm
 WIDTH 109mm
 DEPTH 113mm
 PROJECTING 152mm

TROUGH LIGHTING
 WARM WHITE 20W LED
 155 CANDELARS m2
 HEIGHT 45mm
 WIDTH VARIOUS
 DEPTH 45mm
 PROJECTING 175mm

2No. ANTIQUE BRASS BOX HALF LANTERNS
 WARM WHITE 5W LED
 60 CANDELARS m2
 HEIGHT 280mm
 WIDTH 210mm
 PROJECTING 110mm