



VISUAL SCALE 1:50 @ A1

EXISTING HOUSE MATERIALS:

Windows & Doors:

Doors - White UPVC

Windows - White UPVC

Walls External:

Main House - Brick & Render

Splash Course - Brick

Walls Internal:

12.5mm Plasterboard on 75mm Studwork

100mm Blockwork with Skim Over

Roofing:

Pitched Roofs - Concrete/Clay

Flat Roofs - EDPM Grey

Fascia & Guttering:

Guttering - White

Fascia - White



Room Schedule						Finish		
Number	Name	Level	Department	Area	Percentage of area	Wall Finish	Floor Finish	Ceiling Finish
						Attic Floor Plan		
17	Office Space	Attic Floor Plan		34.49 m ²	90.93%			
18	Landing	Attic Floor Plan		3.44 m ²	9.07%			
Attic Floor Plan: 2				37.93 m ²	100.00%			
First Floor Plan								
8	Kitchen	First Floor Plan		11.11 m ²	28.13%			
9	Storage Room	First Floor Plan		9.64 m ²	24.41%			
10	Office	First Floor Plan		8.01 m ²	20.28%			
11	Landing	First Floor Plan		6.15 m ²	15.57%			
12	C/B	First Floor Plan		0.69 m ²	1.75%			
13	Wash Room	First Floor Plan		2.69 m ²	6.82%			
16	WC	First Floor Plan		1.20 m ²	3.04%			
First Floor Plan: 7				39.49 m ²	100.00%			
Ground Floor Plan								
1	Storage Room	Ground Floor Plan		12.24 m ²	13.51%			
2	Rear Hallway	Ground Floor Plan		5.05 m ²	5.57%			
3	Rear Office Area	Ground Floor Plan		16.62 m ²	18.34%			
4	Storage Room	Ground Floor Plan		10.28 m ²	11.35%			
5	Office Area	Ground Floor Plan		43.45 m ²	48.19%			
6	C/B	Ground Floor Plan		2.10 m ²	2.31%			
7	C/B	Ground Floor Plan		0.65 m ²	0.72%			
Ground Floor Plan: 7				90.59 m ²	100.00%			
Total area: 16				168.01 m ²				



- 1 Single Power Socket
- 2 Double Power Socket
- C Cooker Point
- Unswitched Fused Spur
- External Power Socket
- Telephone Point
- D Cat 6 Data Point
- Extract Vent
- FIRE Fire Alarm Panel
- SS Shaver Socket
- SP Speaker Point
- TV TV Aerial Point
- FB Floor Box
- FS-2 Floor Socket
- Passive Extract
- Mechanical Extract
- Distribution Board
- Smoke Detector
- Heat Detector
- Carbon Monoxide Detector
- Extract fan
- Underfloor heating control

Wall Structure Key:

- Cavity Wall: Render
- Cavity Wall: Face Brick
- Block Work: 100mm
- Studwork Wall: 75mm
- Metal Frame: 70mm
- Solid Brick Wall: 215mm
- Solid Block Wall: 215mm
- Structural Opening
- Walls Removed

Please note:
All drawings are for the purposes of planning only unless marked for construction.

All builders to site measure to confirm measurements.

Report all discrepancies to the person named below, do not proceed without instruction.

BRO take no responsibility should any drawing/s unless specified are used for building purposes and measurements aren't checked on site.

All drawings remain the property of BRO Architecture

Drainage Key

- S Storm Drainage
- MH Manhole
- FD Foul Drainage
- SVP Soil Vent Pipe
- GP Gulley Pot
- RWP Rainwater Pipe
- AD ACO Drain

Ducting Colour & Use

- Red Electric cable
- Yellow Gas Pipe
- Blue Water pipes
- Green Data/Comms
- Grey BT
- Purple Security - Cameras
- Orange Garden Lighting non Security




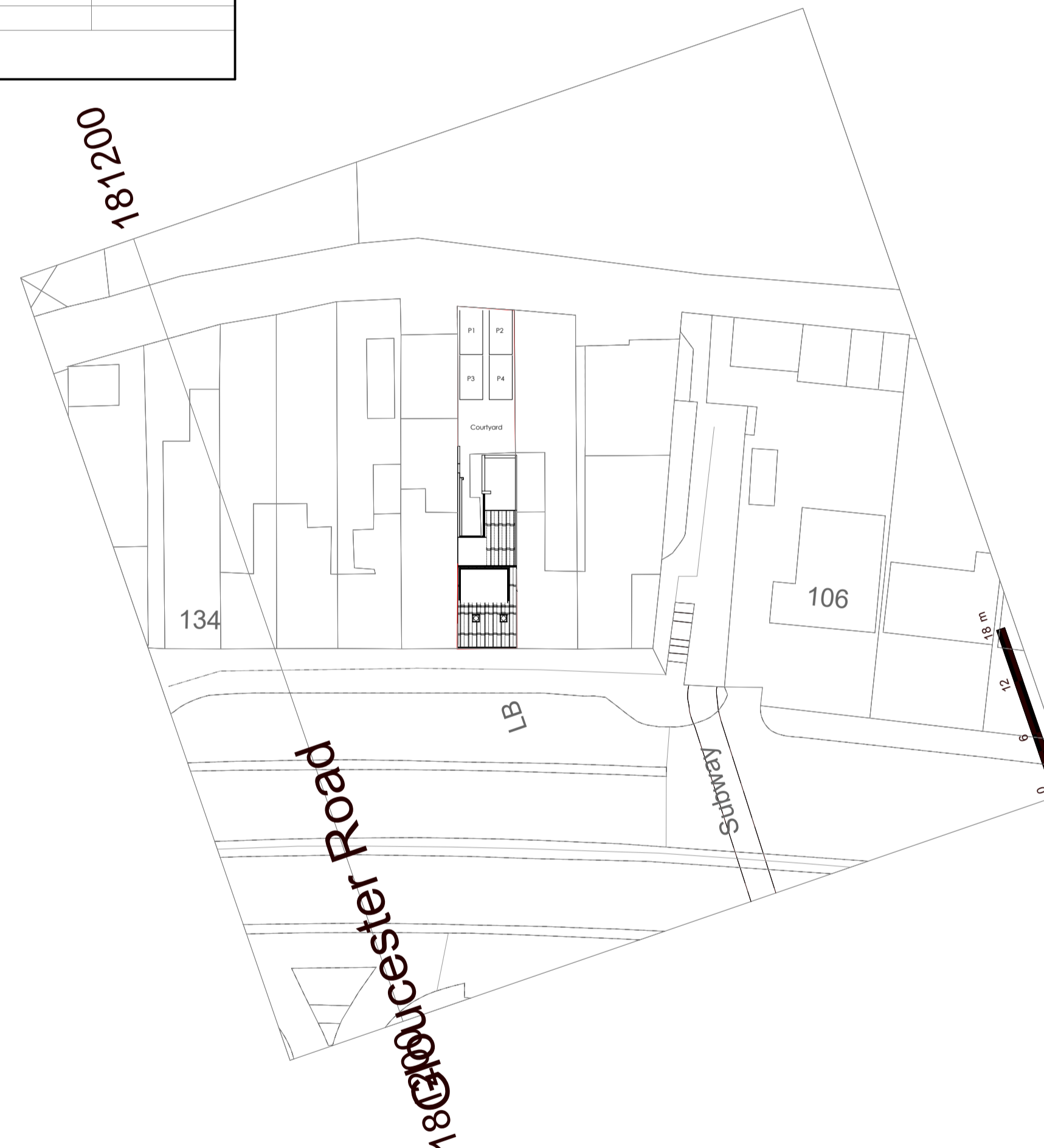
SITE LOCATION PLAN
AREA 2 HA
SCALE: 1:1250 on A4
CENTRE COORDINATES: 360561 , 181181



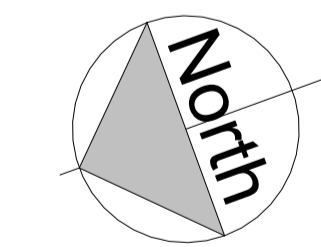
Supplied by Streetwise Maps Ltd
www.streetwise.net
Licence No: 100047474
20:49:34 27/01/2024



VISUAL SCALE 1:1250 @ A1



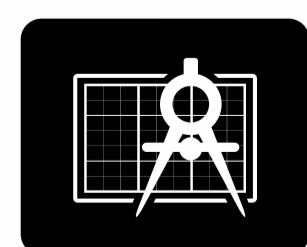
VISUAL SCALE 1:500 @ A1



1 Block Plan
1 : 500

DRAWING NUMBER

P1-3



BRO ARCHITECTURE
DESIGNING YOUR DREAMS

Mobile: 07508 856621
Website: www.broarchitecture.co.uk
E-mail: info@broarchitecture.co.uk

CLIENT **Rokformgroup**

SITE ADDRESS

124 Gloucester Rd Bristol
BS34 5BP

PROJECT NAME

Proposed Loft Conversion

DRAWING NAME

Proposed Block Plan

DATE
27th Jan 24

REV

DRAWN BY
SH

SCALE (@ A1)
1 : 500

CHECKED BY
Client

PROJECT NUMBER
SH/BRO/260124-JM