
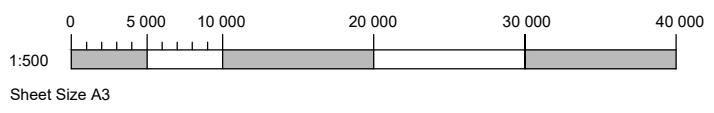




Key:
 Single Storey Extension



Dimensions:
 Figured dimensions are only to be taken from this drawing. All dimensions are to be checked on site prior to any work being carried out, and if there are any discrepancies these are to be reported.

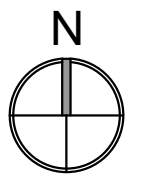
This drawing should only be scaled for Planning and Building Regulation purposes only, checking the scale bar below with the scale ruler.

Drawing Issue:
 This drawing is to be read strictly in conjunction with other drawings, schedules, specifications and calculations issued by IP Architectural Consultant, and appointed Consultants. It will be the Users responsibility to ensure that the latest revision is kept in circulation, with out of dates issues marked as "Superseded."

Drawing Status is identified below and should be used for these purposes only.

Copyright:
 Reproduction of this document in whole or in part, including paper and CAD formats, is prohibited other than with the expressed permission by IP Architectural Consultant (2020)

Notes:
 This Drawing is to be used for the purpose of the Planning application.



Rev	Date	Description



I.P Architectural Consultant
 3 Graydon Avenue
 Chichester
 West Sussex
 PO19 8RF

Tel: 07867 802004
 Email: ian@iparchitectural.co.uk
 Website: www.iparchitectural.co.uk

Client: Mr & Mrs S Morgan

Project: Proposed Single Storey Rear Extension to Meadow Brook Farm, Graffham, Petworth West Sussex. GU28 0NZ

Drawing: Proposed Site Block Plan

Scale(s): 1:500	Date: 02.01.24
Drawing ref: 2061 - 02	Revision: -

Proposed Site Block Plan 1:500