

Dwelling Address	Kings Park, Kings Close, Islington, Hampshire
Report Date	13/12/2023
Property Type	House, Detached
Floor Area [m ²]	563

This document is not an Energy Performance Certificate (EPC) as required by the Energy Performance of Buildings Regulations.

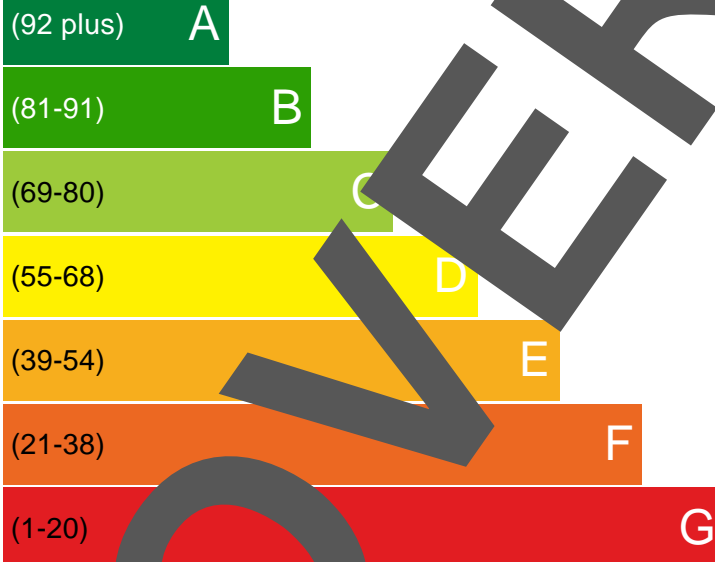
Energy Rating

The current energy rating represents the overall energy efficiency of the dwelling. The potential energy rating is the overall energy rating of the dwelling if all the recommend measures provided on the next page have been installed. A higher score represents a more energy efficient dwelling with lower fuel bills.

Most energy efficient - lower running costs

CURRENT

POTENTIAL



85

91

Least energy efficient - higher running costs

Breakdown of property's energy performance

Each feature is assessed as one of the following:



Feature	Description	Energy Performance
Walls	Average thermal transmittance 0.16 W/m ² K	Very Good
Roof	Average thermal transmittance 0.1 W/m ² K	Very Good
Floor	Average thermal transmittance 0.12 W/m ² K	Very Good
Windows	High performance glazing	Very Good
Main heating	Air source heat pump, radiators and underfloor heating	Very Good
Main heating controls	Programmer and room thermostat	Average
Secondary heating	Room heaters, wood burner	
Hot water	From main system	Average
Lighting	Excellent lighting efficiency	Very Good
Air tightness	Air permeability [50] = 4.0 l/s.m ² (assumed)	Good

Primary Energy use

The primary energy use for this property per year is 22 kilowatt hour (kWh) per square metre

Estimated CO₂ emissions of the dwelling







The estimated CO₂ emissions provides an indication of the dwelling's impact on the environment in terms of carbon dioxide emissions; the higher the rating the less impact it has on the environment.

The estimated CO emissions for this dwellings is: **1.2** per year

With the recommended measures the potential CO emissions could be: **0.7** per year


Recommendations

The recommended measures provided below will help to improve the energy efficiency of the dwelling. To reach the dwelling's potential energy rating all of the recommended measures shown would need to be installed. Having these measures installed individually or in any other order may give a different result. The order shown is with the cumulative potential rating.


Recommended measure	Typical Yearly Saving	Potential Rating after measure installed	Cumulative Savings per year	Cumulative Potential Rating
Solar water heating				 B 86
Photovoltaic	£270	 1	£356	 B 87
Wind turbine	£538	 5	£894	 B 91

Estimated energy use and potential savings

Estimated energy cost for this property over a year



Over a year you could save



The energy cost for heating and hot water shows how much a household would normally spend on heating and hot water. It is not based on the energy efficiency of the property.

Competence of the assessor and the accreditation scheme

Assessor contact details

Assessor name	Mrs. Rachael Fleming
Assessor's accreditation number	EES/026804
Email Address	[REDACTED]

Accreditation scheme contact details

Accreditation scheme	Elmhurst Energy Systems Ltd
Telephone	[REDACTED]
Email Address	[REDACTED]

Assessment details

Related party disclosure	Not related party
Date of assessment	12/12/23
Date of certificate	12/12/23
Type of assessment	SAP, new dwelling

OVERVIEW