

GENERAL NOTES


ALL DIMENSIONS TO BE CHECKED ON SITE PRIOR TO COMMENCEMENT OF WORKS - PLEASE REPORT ERRORS OR OMISSIONS TO THE ARCHITECT.

THIS DRAWING HAS BEEN PRODUCED FOR THE PURPOSES OF PLANNING AND BUILDING REGULATIONS APPROVALS ONLY AND IS NOT INTENDED TO BE A FULL WORKING DRAWING.

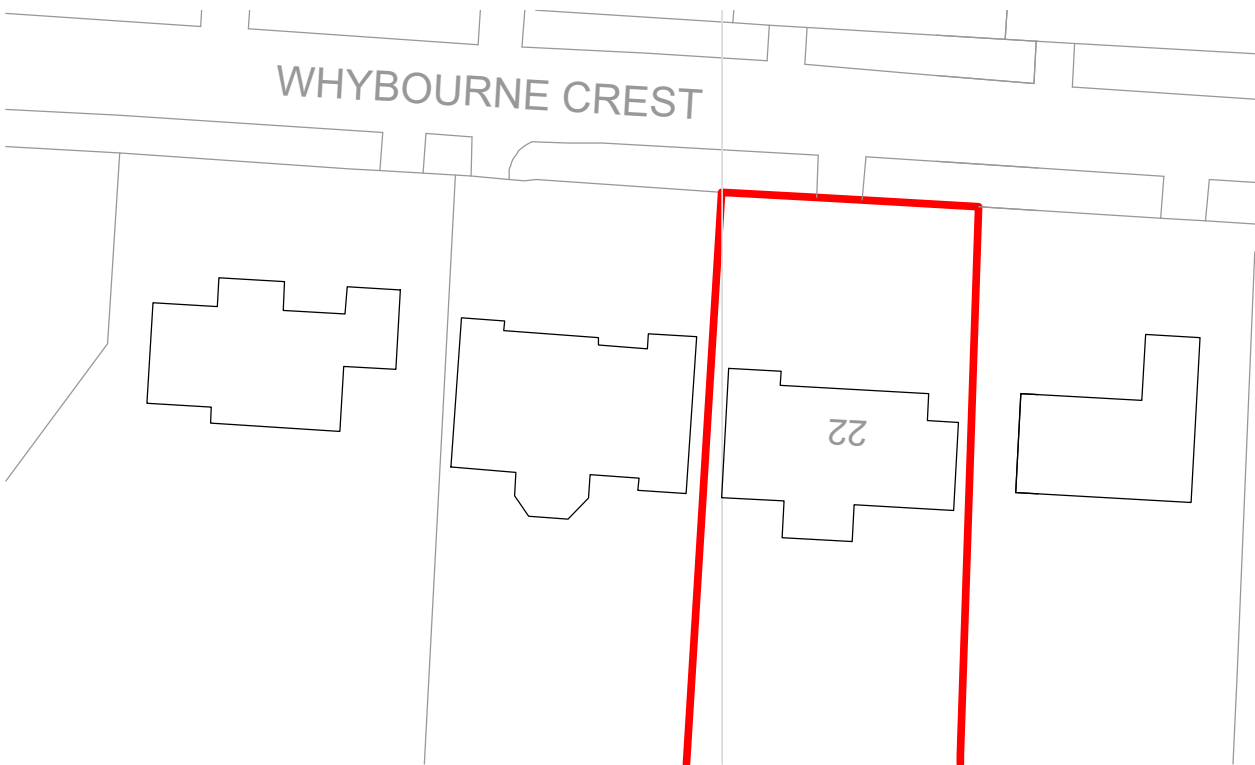
THIS DRAWING IS TO BE READ IN CONJUNCTION WITH ANY WRITTEN SPECIFICATIONS, SCHEDULES OF WORK AND STRUCTURAL ENGINEER'S DETAILS AS APPROPRIATE.

THIS DRAWING IS THE COPYRIGHT OF PUMP HOUSE DESIGNS AND ANY FURTHER REPRODUCTION OF THE PLAN IS NOT PERMITTED WITHOUT OBTAINING PRIOR CONSENT.

© CROWN COPYRIGHT 2024 - LICENCE NO. 100032237



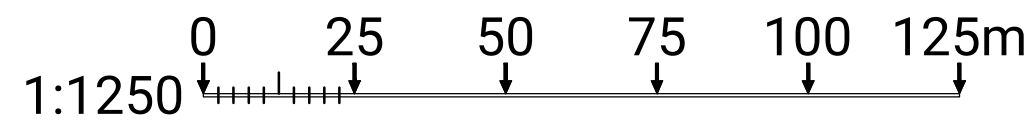
WHYBOURNE CREST



EXISTING BLOCK PLAN



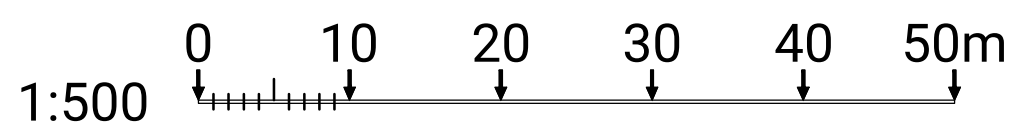
LOCATION PLAN



WHYBOURNE CREST



PROPOSED BLOCK PLAN



REV	DESCRIPTION	BY	DATE



Architectural & Interior Design Consultants

01424 871120 | info@pumphousedesigns.co.uk

CLIENT
Mr & Mrs J MacDonald

PROJECT
**22 WHYBOURNE CREST
TUNBRIDGE WELLS
KENT
TN2 5BS**

DRAWING
LOCATION BLOCK PLAN

FIRST ISSUE 27.09.2023 | DRAWN BY AMG | SCALE @ A3 1:500 & 1:1250

DRAWING NO.
7732 / 24 / LBP