

APPENDIX L. Multi-Modal Survey Data and Analysis

BIRDWORLD TRAVEL DATA AND MODE SPLIT

Birdworld - Staff - Saturday 9 December 2023 - Mode Share

Mode	Number	% Split
Car Driver	22	91.7%
Car Passenger	0	0.0%
Active Travel	0	0.0%
Public Transport	2	8.3%
TOTAL	24	100.0%
<i>Car Driver Solo</i>	22	91.7%
<i>Car Share</i>	0	0.0%

Average Car Occupancy	1.00
-----------------------	------

Birdworld - Staff - Saturday 9 December 2023 - Raw Data

	Postcode	Mode	Party	Passengers	Driver
1	GU9	Bus	1	n/a	n/a
2	GU35	Car	1	0	1
3	GU35	Bus	1	n/a	n/a
4	GU35	Car	1	0	1
5	GU10	Car	1	0	1
6	GU34	Car	1	0	1
7	GU35	Car	1	0	1
8	GU15	Car	1	0	1
9	GU35	Car	1	0	1
10	GU9	Car	1	0	1
11	RH13	Car	1	0	1
12	GU14	Car	1	0	1
13	KT12	Car	1	0	1
14	GU34	Car	1	0	1
15	SO16	Car	1	0	1
16	GU9	Car	1	0	1
17	GU35	Car	1	0	1
18	GU30	Car	1	0	1
19	GU30	Car	1	0	1
20	PO8	Car	1	0	1
21	GU10	Car	1	0	1
22	GU12	Car	1	0	1
23	GU9	Car	1	0	1
24	GU10	Car	1	0	1
	TOTAL		24	0	22

Birdworld - Visitors - Saturday 25 November 2023 - Mode Share

Mode	Number	% Split
Car Driver	49	28.8%
Car Passenger	121	71.2%
Active Travel	0	0.0%
Public Transport	0	0.0%
TOTAL	170	100.0%
<i>Car Driver Solo</i>	1	0.6%
<i>Car Share</i>	169	99.4%

Average Car Occupancy	3.5
-----------------------	-----

Birdworld - Visitors - Saturday 25 November 2023 - Raw Data

	Mode	Party	Passengers	Driver
1	Car	6	5	1
2	Car	2	1	1
3	Car	2	1	1
4	Car	3	2	1
5	Car	3	2	1
6	Car	6	5	1
7	Car	2	1	1
8	Car	4	3	1
9	Car	2	1	1
10	Car	2	1	1
11	Car	3	2	1
12	Car	3	2	1
13	Car	4	3	1
14	Car	5	4	1
15	Car	4	3	1
16	Car	4	3	1
17	Car	4	3	1
18	Car	4	3	1
19	Car	1	0	1
20	Car	3	2	1
21	Car	3	2	1
22	Car	3	2	1
23	Car	3	2	1
24	Car	2	1	1
25	Car	5	4	1
26	Car	4	3	1
27	Car	3	2	1
28	Car	6	5	1
29	Car	2	1	1
30	Car	4	3	1
31	Car	5	4	1
32	Car	2	1	1
33	Car	5	4	1
34	Car	6	5	1
35	Car	3	2	1
36	Car	4	3	1
37	Car	4	3	1
38	Car	4	3	1
39	Car	3	2	1
40	Car	2	1	1
41	Car	4	3	1
42	Car	2	1	1
43	Car	3	2	1
44	Car	2	1	1
45	Car	3	2	1
46	Car	6	5	1
47	Car	4	3	1
48	Car	2	1	1
49	Car	4	3	1
	TOTAL	170	121	49

FOREST LODGE TRAVEL DATA AND MODE SPLIT

Forest Lodge - Staff - Monday 4 December 2023 - Mode Share

Mode	Number	% Split
Car Driver	27	96.4%
Car Passenger	1	3.6%
Active Travel	0	0.0%
Public Transport	0	0.0%
TOTAL	28	100.0%
Car Driver Solo	26	92.9%
Car Share	2	7.1%

Average Car Occupancy	1.0
-----------------------	-----

Forest Lodge - Staff - Monday 4 December 2023 - Raw Data

	Postcode	Mode	Party	Passengers	Driver
1	GU34	Car	1	0	1
2	GU35	Car	1	0	1
3	GU16	Car	2	1	1
4	GU16	Car	1	0	1
5	GU30	Car	1	0	1
6	GU12	Car	1	0	1
7	GU9	Car	1	0	1
8	GU9	Car	1	0	1
9	GU35	Car	1	0	1
10	GU14	Car	1	0	1
11	PO8	Car	1	0	1
12	GU10	Car	1	0	1
13	GU35	Car	1	0	1
14	GU8	Car	1	0	1
15	GU34	Car	1	0	1
16	GU12	Car	1	0	1
17	GU9	Car	1	0	1
18	GU8	Car	1	0	1
19	GU11	Car	1	0	1
20	GU9	Car	1	0	1
21	GU35	Car	1	0	1
22	GU34	Car	1	0	1
23	GU35	Car	1	0	1
24	GU10	Car	1	0	1
25	GU34	Car	1	0	1
26	RG29	Car	1	0	1
27	GU9	Car	1	0	1
TOTAL			28	1	27

Forest Lodge - Visitors - Saturday 25 November 2023 - Mode Share

Mode	Number	% Split
Car Driver	234	46.2%
Car Passenger	273	53.8%
Active Travel	0	0.0%
Public Transport	0	0.0%
TOTAL	507	100.0%
Car Driver Solo	60	11.8%
Car Share	447	88.2%

Average Car Occupancy	2.2
-----------------------	-----

Forest Lodge - Visitors - Saturday 25 November 2023 - Raw Data

	Mode	Party	Passengers	Driver
1	Car	2	1	1
2	Car	3	2	1
3	Car	2	1	1
4	Car	3	2	1
5	Car	2	1	1
6	Car	5	4	1
7	Car	2	1	1
8	Car	3	2	1
9	Car	2	1	1
10	Car	3	2	1
11	Car	1	0	1
12	Car	2	1	1
13	Car	3	2	1
14	Car	4	3	1
15	Car	1	0	1
16	Car	2	1	1
17	Car	3	2	1
18	Car	1	0	1
19	Car	2	1	1
20	Car	2	1	1
21	Car	2	1	1
22	Car	3	2	1
23	Car	2	1	1
24	Car	1	0	1
25	Car	3	2	1
26	Car	2	1	1
27	Car	3	2	1
28	Car	2	1	1
29	Car	2	1	1
30	Car	2	1	1
31	Car	1	0	1
32	Car	4	3	1
33	Car	2	1	1
34	Car	4	3	1
35	Car	2	1	1
36	Car	2	1	1
37	Car	2	1	1
38	Car	3	2	1
39	Car	1	0	1
40	Car	5	4	1
41	Car	1	0	1
42	Car	1	0	1
43	Car	3	2	1
44	Car	2	1	1
45	Car	2	1	1
46	Car	2	1	1
47	Car	2	1	1
48	Car	3	2	1
49	Car	1	0	1
50	Car	2	1	1
51	Car	1	0	1
52	Car	1	0	1
53	Car	1	0	1
54	Car	1	0	1
55	Car	2	1	1
56	Car	2	1	1
57	Car	2	1	1
58	Car	4	3	1
59	Car	2	1	1
60	Car	3	2	1
61	Car	1	0	1
62	Car	2	1	1
63	Car	1	0	1
64	Car	3	2	1
65	Car	2	1	1
66	Car	2	1	1
67	Car	2	1	1
68	Car	2	1	1
69	Car	4	3	1
70	Car	2	1	1
71	Car	2	1	1
72	Car	1	0	1
73	Car	2	1	1
74	Car	3	2	1
75	Car	1	0	1
76	Car	2	1	1
77	Car	1	0	1
78	Car	1	0	1
79	Car	2	1	1
80	Car	2	1	1
81	Car	2	1	1
82	Car	3	2	1
83	Car	5	4	1
84	Car	3	2	1
85	Car	1	0	1
86	Car	2	1	1
87	Car	2	1	1
88	Car	2	1	1
89	Car	3	2	1
90	Car	2	1	1
91	Car	1	0	1
92	Car	1	0	1
93	Car	4	3	1
94	Car	2	1	1
95	Car	1	0	1
96	Car	2	1	1
97	Car	1	0	1

FOREST LODGE TRAVEL DATA AND MODE SPLIT

Forest Lodge - Staff - Monday 4 December 2023 - Mode Share

Mode	Number	% Split
Car Driver	27	96.4%
Car Passenger	1	3.6%
Active Travel	0	0.0%
Public Transport	0	0.0%
TOTAL	28	100.0%
Car Driver Solo	26	92.9%
Car Share	2	7.1%

Average Car Occupancy	1.0
-----------------------	-----

Forest Lodge - Staff - Monday 4 December 2023 - Raw Data

	Postcode	Mode	Party	Passengers	Driver
--	----------	------	-------	------------	--------

Forest Lodge - Visitors - Saturday 25 November 2023 - Mode Share

Mode	Number	% Split
Car Driver	234	46.2%
Car Passenger	273	53.8%
Active Travel	0	0.0%
Public Transport	0	0.0%
TOTAL	507	100.0%
Car Driver Solo	60	11.8%
Car Share	447	88.2%

Average Car Occupancy	2.2
-----------------------	-----

Forest Lodge - Visitors - Saturday 25 November 2023 - Raw Data

	Mode	Party	Passengers	Driver
98	Car	2	1	1
99	Car	2	1	1
100	Car	7	6	1
101	Car	1	0	1
102	Car	2	1	1
103	Car	3	2	1
104	Car	1	0	1
105	Car	2	1	1
106	Car	2	1	1
107	Car	4	3	1
108	Car	2	1	1
109	Car	3	2	1
110	Car	1	0	1
111	Car	2	1	1
112	Car	2	1	1
113	Car	2	1	1
114	Car	2	1	1
115	Car	2	1	1
116	Car	4	3	1
117	Car	2	1	1
118	Car	2	1	1
119	Car	1	0	1
120	Car	2	1	1
121	Car	3	2	1
122	Car	1	0	1
123	Car	2	1	1
124	Car	1	0	1
125	Car	1	0	1
126	Car	2	1	1
127	Car	2	1	1
128	Car	2	1	1
129	Car	3	2	1
130	Car	5	4	1
131	Car	3	2	1
132	Car	1	0	1
133	Car	2	1	1
134	Car	2	1	1
135	Car	2	1	1
136	Car	3	2	1
137	Car	2	1	1
138	Car	1	0	1
139	Car	1	0	1
140	Car	4	3	1
141	Car	2	1	1
142	Car	1	0	1
143	Car	2	1	1
144	Car	1	0	1
145	Car	2	1	1
146	Car	2	1	1
147	Car	7	6	1
148	Car	1	0	1
149	Car	2	1	1
150	Car	3	2	1
151	Car	1	0	1
152	Car	2	1	1
153	Car	2	1	1
154	Car	4	3	1
155	Car	2	1	1
156	Car	3	2	1
157	Car	1	0	1
158	Car	2	1	1
159	Car	2	1	1
160	Car	2	1	1
161	Car	2	1	1
162	Car	2	1	1
163	Car	4	3	1
164	Car	2	1	1
165	Car	3	2	1
166	Car	2	1	1
167	Car	1	0	1
168	Car	1	0	1
169	Car	2	1	1
170	Car	2	1	1
171	Car	1	0	1
172	Car	4	3	1
173	Car	6	5	1
174	Car	2	1	1
175	Car	2	1	1
176	Car	3	2	1
177	Car	2	1	1
178	Car	4	3	1
179	Car	3	2	1
180	Car	1	0	1
181	Car	1	0	1
182	Car	1	0	1
183	Car	1	0	1
184	Car	1	0	1
185	Car	2	1	1
186	Car	2	1	1
187	Car	3	2	1
188	Car	2	1	1
189	Car	3	2	1
190	Car	2	1	1
191	Car	1	0	1
192	Car	4	3	1
193	Car	2	1	1
194	Car	1	0	1

FOREST LODGE TRAVEL DATA AND MODE SPLIT

Forest Lodge - Staff - Monday 4 December 2023 - Mode Share

Mode	Number	% Split
Car Driver	27	96.4%
Car Passenger	1	3.6%
Active Travel	0	0.0%
Public Transport	0	0.0%
TOTAL	28	100.0%
Car Driver Solo	26	92.9%
Car Share	2	7.1%

Average Car Occupancy	1.0
-----------------------	-----

Forest Lodge - Staff - Monday 4 December 2023 - Raw Data

	Postcode	Mode	Party	Passengers	Driver
--	----------	------	-------	------------	--------

Forest Lodge - Visitors - Saturday 25 November 2023 - Mode Share

Mode	Number	% Split
Car Driver	234	46.2%
Car Passenger	273	53.8%
Active Travel	0	0.0%
Public Transport	0	0.0%
TOTAL	507	100.0%
Car Driver Solo	60	11.8%
Car Share	447	88.2%

Average Car Occupancy	2.2
-----------------------	-----

Forest Lodge - Visitors - Saturday 25 November 2023 - Raw Data

	Mode	Party	Passengers	Driver
195	Car	2	1	1
196	Car	2	1	1
197	Car	3	2	1
198	Car	4	3	1
199	Car	1	0	1
200	Car	2	1	1
201	Car	2	1	1
202	Car	2	1	1
203	Car	1	0	1
204	Car	2	1	1
205	Car	2	1	1
206	Car	2	1	1
207	Car	2	1	1
208	Car	2	1	1
209	Car	2	1	1
210	Car	1	0	1
211	Car	1	0	1
212	Car	2	1	1
213	Car	1	0	1
214	Car	1	0	1
215	Car	2	1	1
216	Car	3	2	1
217	Car	2	1	1
218	Car	2	1	1
219	Car	2	1	1
220	Car	1	0	1
221	Car	1	0	1
222	Car	2	1	1
223	Car	2	1	1
224	Car	4	3	1
225	Car	1	0	1
226	Car	1	0	1
227	Car	5	4	1
228	Car	4	3	1
229	Car	2	1	1
230	Car	1	0	1
231	Car	5	4	1
232	Car	2	1	1
233	Car	2	1	1
234	Car	2	1	1
TOTAL		507	273	234

BIRDWORLD MULTI-MODAL TRIP GENERATION - EXISTING SITE

Surveyed Birdworld Traffic Generation (0700 - 1900) - Two-Way Vehicle Trips

	Total Vehicle Trips	Staff Vehicle Trips	Visitor Vehicle Trips	Servicing / Ad Hoc Vehicle Trips Assumption
Typical Weekday	188	48	110	30
Busy Saturday	484	53	401	30
Bank Holiday	710	61	619	30

Notes:

1. Total trips equivalent to survey data - Table 6.1 of TA
2. Servicing / ad-hoc trips assumption based on typical deliveries and an allowance for couriers, post, maintenance vehicles etc.
3. Staff and visitor vehicle trips calculated from modal split data and proportions of people on-site - see below tables.
4. Staff and visitor vehicle trips have been rounded to whole numbers.

Proportion of Daily People On-Site

	Staff	Visitors
Typical Weekday	12%	88%
Busy Saturday	4%	96%
Bank Holiday	3%	97%

Source: Haskins

Proportion of Daily Staff/Visitor Vehicles On-Site

	Staff	Visitors
Typical Weekday	30%	70%
Busy Saturday	12%	88%
Bank Holiday	9%	91%

Source: Consultant's calculations based on car driver mode split for staff and visitors

Typical Weekday - Staff Two-Way Trips by Mode (0700 - 1900)

Mode	Number	% Split
Car Driver	48	91.7%
Car Passenger	0	0.0%
Active Travel	0	0.0%
Public Transport	4	8.3%
TOTAL	52	100.0%
<i>Car Driver Solo</i>	48	91.7%
<i>Car Share</i>	0	0.0%

Notes:

1. Car driver equivalent to staff vehicle trips.
2. Other modes calculated on a pro-rata basis based on mode split.

Typical Weekday - Visitor Two-Way Trips by Mode (0700 - 1900)

Mode	Number	% Split
Car Driver	110	28.8%
Car Passenger	272	71.2%
Active Travel	0	0.0%
Public Transport	0	0.0%
TOTAL	382	100.0%
<i>Car Driver Solo</i>	2	0.6%
<i>Car Share</i>	379	99.4%

Notes:

1. Car driver equivalent to visitor vehicle trips.
2. Other modes calculated on a pro-rata basis based on mode split.

Typical Weekday - TOTAL Two-Way Trips by Mode (0700 - 1900)

Mode	Staff	Visitor	Total
Car Driver	48	110	158
Car Passenger	0	272	272
Active Travel	0	0	0
Public Transport	4	0	4
TOTAL	52	382	434
<i>Car Driver Solo</i>	48	2	50
<i>Car Share</i>	0	379	379

Busy Saturday - Staff Two-Way Trips by Mode (0700 - 1900)

Mode	Number	% Split
Car Driver	53	91.7%
Car Passenger	0	0.0%
Active Travel	0	0.0%
Public Transport	5	8.3%
TOTAL	58	100.0%
<i>Car Driver Solo</i>	53	91.7%
<i>Car Share</i>	0	0.0%

Notes:

1. Car driver equivalent to staff vehicle trips.
2. Other modes calculated on a pro-rata basis based on mode split.

Busy Saturday - Visitor Two-Way Trips by Mode (0700 - 1900)

Mode	Number	% Split
Car Driver	401	28.8%
Car Passenger	990	71.2%
Active Travel	0	0.0%
Public Transport	0	0.0%
TOTAL	1,391	100.0%
<i>Car Driver Solo</i>	8	0.6%
<i>Car Share</i>	1,383	99.4%

Notes:

1. Car driver equivalent to visitor vehicle trips.
2. Other modes calculated on a pro-rata basis based on mode split.

Busy Saturday - TOTAL Two-Way Trips by Mode (0700 - 1900)

Mode	Staff	Visitor	Total
Car Driver	53	401	454
Car Passenger	0	990	990
Active Travel	0	0	0
Public Transport	5	0	5
TOTAL	58	1,391	1,449
<i>Car Driver Solo</i>	53	8	61
<i>Car Share</i>	0	1,383	1,383

Bank Holiday - Staff Two-Way Trips by Mode (0700 - 1900)

Mode	Number	% Split
Car Driver	61	91.7%
Car Passenger	0	0.0%
Active Travel	0	0.0%
Public Transport	6	8.3%
TOTAL	67	100.0%
<i>Car Driver Solo</i>	61	91.7%
<i>Car Share</i>	0	0.0%

Notes:

1. Car driver equivalent to staff vehicle trips.
2. Other modes calculated on a pro-rata basis based on mode split.

Bank Holiday - Visitor Two-Way Trips by Mode (0700 - 1900)

Mode	Number	% Split
Car Driver	619	28.8%
Car Passenger	1,529	71.2%
Active Travel	0	0.0%
Public Transport	0	0.0%
TOTAL	2,148	100.0%
<i>Car Driver Solo</i>	13	0.6%
<i>Car Share</i>	2,135	99.4%

Notes:

1. Car driver equivalent to visitor vehicle trips.
2. Other modes calculated on a pro-rata basis based on mode split.

Bank Holiday - TOTAL Two-Way Trips by Mode (0700 - 1900)

Mode	Staff	Visitor	Total
Car Driver	61	619	680
Car Passenger	0	1,529	1,529
Active Travel	0	0	0
Public Transport	6	0	6
TOTAL	67	2,148	2,215
<i>Car Driver Solo</i>	61	13	74
<i>Car Share</i>	0	2,135	2,135

BIRDWORLD MULTI-MODAL TRIP GENERATION - PROPOSED DEVELOPMENT

Proposed Birdworld Traffic Generation (0700 - 1900) - Two-Way Vehicle Trips

	Total Vehicle Trips	Staff Vehicle Trips	Visitor Vehicle Trips	Servicing / Ad Hoc Vehicle Trips Assumption
Typical Weekday	402	113	259	30
Busy Saturday	1,036	118	888	30
Bank Holiday	1,519	133	1,356	30

Notes:

1. Total trips equivalent to traffic generation - Table 6.3 of TA
2. Servicing / ad-hoc trips assumption based on typical deliveries and an allowance for couriers, post, maintenance vehicles etc.
3. Staff and visitor vehicle trips calculated from modal split data and proportions of people on-site - see below tables.
4. Staff and visitor vehicle trips have been rounded to whole numbers.

Proportion of Daily People On-Site

	Staff	Visitors
Typical Weekday	12%	88%
Busy Saturday	4%	96%
Bank Holiday	3%	97%

Source: Haskins

Proportion of Daily Staff/Visitor Vehicles On-Site

	Staff	Visitors
Typical Weekday	30%	70%
Busy Saturday	12%	88%
Bank Holiday	9%	91%

Source: Consultant's calculations based on car driver mode split for staff and visitors

Typical Weekday - Staff Two-Way Trips by Mode (0700 - 1900)

Mode	Number	% Split
Car Driver	113	91.7%
Car Passenger	0	0.0%
Active Travel	0	0.0%
Public Transport	10	8.3%
TOTAL	123	100.0%
<i>Car Driver Solo</i>	<i>113</i>	<i>91.7%</i>
<i>Car Share</i>	<i>0</i>	<i>0.0%</i>

Notes:

1. Car driver equivalent to staff vehicle trips.
2. Other modes calculated on a pro-rata basis based on mode split.

Typical Weekday - Visitor Two-Way Trips by Mode (0700 - 1900)

Mode	Number	% Split
Car Driver	259	28.8%
Car Passenger	640	71.2%
Active Travel	0	0.0%
Public Transport	0	0.0%
TOTAL	899	100.0%
<i>Car Driver Solo</i>	<i>5</i>	<i>0.6%</i>
<i>Car Share</i>	<i>893</i>	<i>99.4%</i>

Notes:

1. Car driver equivalent to visitor vehicle trips.
2. Other modes calculated on a pro-rata basis based on mode split.

Typical Weekday - TOTAL Two-Way Trips by Mode (0700 - 1900)

Mode	Staff	Visitor	Total
Car Driver	113	259	372
Car Passenger	0	640	640
Active Travel	0	0	0
Public Transport	10	0	10
TOTAL	123	899	1,022
<i>Car Driver Solo</i>	<i>113</i>	<i>5</i>	<i>118</i>
<i>Car Share</i>	<i>0</i>	<i>893</i>	<i>893</i>

Busy Saturday - Staff Two-Way Trips by Mode (0700 - 1900)

Mode	Number	% Split
Car Driver	118	91.7%
Car Passenger	0	0.0%
Active Travel	0	0.0%
Public Transport	11	8.3%
TOTAL	129	100.0%
<i>Car Driver Solo</i>	<i>118</i>	<i>91.7%</i>
<i>Car Share</i>	<i>0</i>	<i>0.0%</i>

Notes:

1. Car driver equivalent to staff vehicle trips.
2. Other modes calculated on a pro-rata basis based on mode split.

Busy Saturday - Visitor Two-Way Trips by Mode (0700 - 1900)

Mode	Number	% Split
Car Driver	888	28.8%
Car Passenger	2,193	71.2%
Active Travel	0	0.0%
Public Transport	0	0.0%
TOTAL	3,081	100.0%
<i>Car Driver Solo</i>	<i>18</i>	<i>0.6%</i>
<i>Car Share</i>	<i>3,063</i>	<i>99.4%</i>

Notes:

1. Car driver equivalent to visitor vehicle trips.
2. Other modes calculated on a pro-rata basis based on mode split.

Busy Saturday - TOTAL Two-Way Trips by Mode (0700 - 1900)

Mode	Staff	Visitor	Total
Car Driver	118	888	1,006
Car Passenger	0	2,193	2,193
Active Travel	0	0	0
Public Transport	11	0	11
TOTAL	129	3,081	3,210
<i>Car Driver Solo</i>	<i>118</i>	<i>18</i>	<i>136</i>
<i>Car Share</i>	<i>0</i>	<i>3,063</i>	<i>3,063</i>

Bank Holiday - Staff Two-Way Trips by Mode (0700 - 1900)

Mode	Number	% Split
Car Driver	133	91.7%
Car Passenger	0	0.0%
Active Travel	0	0.0%
Public Transport	12	8.3%
TOTAL	145	100.0%
<i>Car Driver Solo</i>	<i>133</i>	<i>91.7%</i>
<i>Car Share</i>	<i>0</i>	<i>0.0%</i>

Notes:

1. Car driver equivalent to staff vehicle trips.
2. Other modes calculated on a pro-rata basis based on mode split.

Bank Holiday - Visitor Two-Way Trips by Mode (0700 - 1900)

Mode	Number	% Split
Car Driver	1,356	28.8%
Car Passenger	3,348	71.2%
Active Travel	0	0.0%
Public Transport	0	0.0%
TOTAL	4,704	100.0%
<i>Car Driver Solo</i>	<i>28</i>	<i>0.6%</i>
<i>Car Share</i>	<i>4,677</i>	<i>99.4%</i>

Notes:

1. Car driver equivalent to visitor vehicle trips.
2. Other modes calculated on a pro-rata basis based on mode split.

Bank Holiday - TOTAL Two-Way Trips by Mode (0700 - 1900)

Mode	Staff	Visitor	Total
Car Driver	133	1,356	1,489
Car Passenger	0	3,348	3,348
Active Travel	0	0	0
Public Transport	12	0	12
TOTAL	145	4,704	4,849
<i>Car Driver Solo</i>	<i>133</i>	<i>28</i>	<i>161</i>
<i>Car Share</i>	<i>0</i>	<i>4,677</i>	<i>4,677</i>

FOREST LODGE MULTI-MODAL TRIP GENERATION - EXISTING SITE

Surveyed Forest Lodge Traffic Generation (0700 - 1900) - Two-Way Vehicle Trips

	Total Vehicle Trips	Staff Vehicle Trips	Visitor Vehicle Trips	Servicing / Ad Hoc Vehicle Trips Assumption
Typical Weekday	1,151	68	1,048	35
Busy Saturday	1,706	68	1,603	35
Bank Holiday	1,867	75	1,757	35

Notes:

1. Total trips equivalent to traffic generation - Table 6.2 of TA
2. Servicing / ad-hoc trips assumption based on typical deliveries and an allowance for couriers, post, maintenance vehicles etc.
3. Staff and visitor vehicle trips calculated from modal split data and proportions of people on-site - see below tables.
4. Staff and visitor vehicle trips have been rounded to whole numbers.

Proportion of Daily People On-Site

	Staff	Visitors
Typical Weekday	3%	97%
Busy Saturday	2%	98%
Bank Holiday	2%	98%

Source: Haskins

Proportion of Daily Staff/Visitor Vehicles On-Site

	Staff	Visitors
Typical Weekday	6%	94%
Busy Saturday	4%	96%
Bank Holiday	4%	96%

Source: Consultant's calculations based on car driver mode split for staff and visitors

Typical Weekday - Staff Two-Way Trips by Mode (0700 - 1900)

Mode	Number	% Split
Car Driver	68	96.4%
Car Passenger	3	3.6%
Active Travel	0	0.0%
Public Transport	0	0.0%
TOTAL	71	100.0%
<i>Car Driver Solo</i>	65	92.9%
<i>Car Share</i>	5	7.1%

Notes:

1. Car driver equivalent to staff vehicle trips.
2. Other modes calculated on a pro-rata basis based on mode split.

Busy Saturday - Staff Two-Way Trips by Mode (0700 - 1900)

Mode	Number	% Split
Car Driver	68	96.4%
Car Passenger	3	3.6%
Active Travel	0	0.0%
Public Transport	0	0.0%
TOTAL	71	100.0%
<i>Car Driver Solo</i>	65	92.9%
<i>Car Share</i>	5	7.1%

Notes:

1. Car driver equivalent to staff vehicle trips.
2. Other modes calculated on a pro-rata basis based on mode split.

Bank Holiday - Staff Two-Way Trips by Mode (0700 - 1900)

Mode	Number	% Split
Car Driver	75	96.4%
Car Passenger	3	3.6%
Active Travel	0	0.0%
Public Transport	0	0.0%
TOTAL	78	100.0%
<i>Car Driver Solo</i>	72	92.9%
<i>Car Share</i>	6	7.1%

Notes:

1. Car driver equivalent to staff vehicle trips.
2. Other modes calculated on a pro-rata basis based on mode split.

Typical Weekday - Visitor Two-Way Trips by Mode (0700 - 1900)

Mode	Number	% Split
Car Driver	1,048	46.2%
Car Passenger	1,223	53.8%
Active Travel	0	0.0%
Public Transport	0	0.0%
TOTAL	2,271	100.0%
<i>Car Driver Solo</i>	269	11.8%
<i>Car Share</i>	2,002	88.2%

Notes:

1. Car driver equivalent to visitor vehicle trips.
2. Other modes calculated on a pro-rata basis based on mode split.

Busy Saturday - Visitor Two-Way Trips by Mode (0700 - 1900)

Mode	Number	% Split
Car Driver	1,603	46.2%
Car Passenger	1,870	53.8%
Active Travel	0	0.0%
Public Transport	0	0.0%
TOTAL	3,473	100.0%
<i>Car Driver Solo</i>	411	11.8%
<i>Car Share</i>	3,062	88.2%

Notes:

1. Car driver equivalent to visitor vehicle trips.
2. Other modes calculated on a pro-rata basis based on mode split.

Bank Holiday - Visitor Two-Way Trips by Mode (0700 - 1900)

Mode	Number	% Split
Car Driver	1,757	46.2%
Car Passenger	2,050	53.8%
Active Travel	0	0.0%
Public Transport	0	0.0%
TOTAL	3,807	100.0%
<i>Car Driver Solo</i>	451	11.8%
<i>Car Share</i>	3,356	88.2%

Notes:

1. Car driver equivalent to visitor vehicle trips.
2. Other modes calculated on a pro-rata basis based on mode split.

Typical Weekday - TOTAL Two-Way Trips by Mode (0700 - 1900)

Mode	Staff	Visitor	Total
Car Driver	68	1,048	1,116
Car Passenger	3	1,223	1,226
Active Travel	0	0	0
Public Transport	0	0	0
TOTAL	71	2,271	2,342
<i>Car Driver Solo</i>	65	269	334
<i>Car Share</i>	5	2,002	2,007

Busy Saturday - TOTAL Two-Way Trips by Mode (0700 - 1900)

Mode	Staff	Visitor	Total
Car Driver	68	1,603	1,671
Car Passenger	3	1,870	1,873
Active Travel	0	0	0
Public Transport	0	0	0
TOTAL	71	3,473	3,544
<i>Car Driver Solo</i>	65	411	476
<i>Car Share</i>	5	3,062	3,067

Bank Holiday - TOTAL Two-Way Trips by Mode (0700 - 1900)

Mode	Staff	Visitor	Total
Car Driver	75	1,757	1,832
Car Passenger	3	2,050	2,053
Active Travel	0	0	0
Public Transport	0	0	0
TOTAL	78	3,807	3,885
<i>Car Driver Solo</i>	72	451	523
<i>Car Share</i>	6	3,356	3,362

FOREST LODGE MULTI-MODAL TRIP GENERATION - PROPOSED DEVELOPMENT

Proposed Forest Lodge Traffic Generation (0700 - 1900) - Two-Way Vehicle Trips

	Total Vehicle Trips	Staff Vehicle Trips	Visitor Vehicle Trips	Servicing / Ad Hoc Vehicle Trips Assumption
Typical Weekday	2,049	122	1,892	35
Busy Saturday	3,037	123	2,879	35
Bank Holiday	3,324	135	3,154	35

Notes:

1. Total trips equivalent to traffic generation - Table 6.4 of TA
2. Servicing / ad-hoc trips assumption based on typical deliveries and an allowance for couriers, post, maintenance vehicles etc.
3. Staff and visitor vehicle trips calculated from modal split data and proportions of people on-site - see below tables.
4. Staff and visitor vehicle trips have been rounded to whole numbers.

Proportion of Daily People On-Site

	Staff	Visitors
Typical Weekday	3%	97%
Busy Saturday	2%	98%
Bank Holiday	2%	98%

Source: Haskins

Proportion of Daily Staff/Visitor Vehicles On-Site

	Staff	Visitors
Typical Weekday	6%	94%
Busy Saturday	4%	96%
Bank Holiday	4%	96%

Source: Consultant's calculations based on car driver mode split for staff and visitors

Typical Weekday - Staff Two-Way Trips by Mode (0700 - 1900)

Mode	Number	% Split
Car Driver	122	96.4%
Car Passenger	5	3.6%
Active Travel	0	0.0%
Public Transport	0	0.0%
TOTAL	127	100.0%
<i>Car Driver Solo</i>	117	92.9%
<i>Car Share</i>	9	7.1%

Notes:

1. Car driver equivalent to staff vehicle trips.
2. Other modes calculated on a pro-rata basis based on mode split.

Busy Saturday - Staff Two-Way Trips by Mode (0700 - 1900)

Mode	Number	% Split
Car Driver	123	96.4%
Car Passenger	5	3.6%
Active Travel	0	0.0%
Public Transport	0	0.0%
TOTAL	128	100.0%
<i>Car Driver Solo</i>	118	92.9%
<i>Car Share</i>	9	7.1%

Notes:

1. Car driver equivalent to staff vehicle trips.
2. Other modes calculated on a pro-rata basis based on mode split.

Bank Holiday - Staff Two-Way Trips by Mode (0700 - 1900)

Mode	Number	% Split
Car Driver	135	96.4%
Car Passenger	5	3.6%
Active Travel	0	0.0%
Public Transport	0	0.0%
TOTAL	140	100.0%
<i>Car Driver Solo</i>	130	92.9%
<i>Car Share</i>	10	7.1%

Notes:

1. Car driver equivalent to staff vehicle trips.
2. Other modes calculated on a pro-rata basis based on mode split.

Typical Weekday - Visitor Two-Way Trips by Mode (0700 - 1900)

Mode	Number	% Split
Car Driver	1,892	46.2%
Car Passenger	2,207	53.8%
Active Travel	0	0.0%
Public Transport	0	0.0%
TOTAL	4,099	100.0%
<i>Car Driver Solo</i>	485	11.8%
<i>Car Share</i>	3,614	88.2%

Notes:

1. Car driver equivalent to visitor vehicle trips.
2. Other modes calculated on a pro-rata basis based on mode split.

Busy Saturday - Visitor Two-Way Trips by Mode (0700 - 1900)

Mode	Number	% Split
Car Driver	2,879	46.2%
Car Passenger	3,359	53.8%
Active Travel	0	0.0%
Public Transport	0	0.0%
TOTAL	6,238	100.0%
<i>Car Driver Solo</i>	738	11.8%
<i>Car Share</i>	5,500	88.2%

Notes:

1. Car driver equivalent to visitor vehicle trips.
2. Other modes calculated on a pro-rata basis based on mode split.

Bank Holiday - Visitor Two-Way Trips by Mode (0700 - 1900)

Mode	Number	% Split
Car Driver	3,154	46.2%
Car Passenger	3,680	53.8%
Active Travel	0	0.0%
Public Transport	0	0.0%
TOTAL	6,834	100.0%
<i>Car Driver Solo</i>	809	11.8%
<i>Car Share</i>	6,025	88.2%

Notes:

1. Car driver equivalent to visitor vehicle trips.
2. Other modes calculated on a pro-rata basis based on mode split.

Typical Weekday - TOTAL Two-Way Trips by Mode (0700 - 1900)

Mode	Staff	Visitor	Total
Car Driver	122	1,892	2,014
Car Passenger	5	2,207	2,212
Active Travel	0	0	0
Public Transport	0	0	0
TOTAL	127	4,099	4,226
<i>Car Driver Solo</i>	117	485	602
<i>Car Share</i>	9	3,614	3,623

Busy Saturday - TOTAL Two-Way Trips by Mode (0700 - 1900)

Mode	Staff	Visitor	Total
Car Driver	123	2,879	3,002
Car Passenger	5	3,359	3,364
Active Travel	0	0	0
Public Transport	0	0	0
TOTAL	128	6,238	6,366
<i>Car Driver Solo</i>	118	738	856
<i>Car Share</i>	9	5,500	5,509

Bank Holiday - TOTAL Two-Way Trips by Mode (0700 - 1900)

Mode	Staff	Visitor	Total
Car Driver	135	3,154	3,289
Car Passenger	5	3,680	3,685
Active Travel	0	0	0
Public Transport	0	0	0
TOTAL	140	6,834	6,974
<i>Car Driver Solo</i>	130	809	939
<i>Car Share</i>	10	6,025	6,035

TOTAL MULTI-MODAL TRIP GENERATION - EXISTING SITE

BIRDWORLD

Typical Weekday - TOTAL Two-Way Trips by Mode (0700 - 1900)

Mode	Staff	Visitor	Total
Car Driver	48	110	158
Car Passenger	0	272	272
Active Travel	0	0	0
Public Transport	4	0	4
TOTAL	52	382	434
<i>Car Driver Solo</i>	48	2	50
<i>Car Share</i>	0	379	379

Busy Saturday - TOTAL Two-Way Trips by Mode (0700 - 1900)

Mode	Staff	Visitor	Total
Car Driver	53	401	454
Car Passenger	0	990	990
Active Travel	0	0	0
Public Transport	5	0	5
TOTAL	58	1,391	1,449
<i>Car Driver Solo</i>	53	8	61
<i>Car Share</i>	0	1,383	1,383

Bank Holiday - TOTAL Two-Way Trips by Mode (0700 - 1900)

Mode	Staff	Visitor	Total
Car Driver	61	619	680
Car Passenger	0	1,529	1,529
Active Travel	0	0	0
Public Transport	6	0	6
TOTAL	67	2,148	2,215
<i>Car Driver Solo</i>	61	13	74
<i>Car Share</i>	0	2,135	2,135

FOREST LODGE

Typical Weekday - TOTAL Two-Way Trips by Mode (0700 - 1900)

Mode	Staff	Visitor	Total
Car Driver	68	1,048	1,116
Car Passenger	3	1,223	1,226
Active Travel	0	0	0
Public Transport	0	0	0
TOTAL	71	2,271	2,342
<i>Car Driver Solo</i>	65	269	334
<i>Car Share</i>	5	2,002	2,007

Busy Saturday - TOTAL Two-Way Trips by Mode (0700 - 1900)

Mode	Staff	Visitor	Total
Car Driver	68	1,603	1,671
Car Passenger	3	1,870	1,873
Active Travel	0	0	0
Public Transport	0	0	0
TOTAL	71	3,473	3,544
<i>Car Driver Solo</i>	65	411	476
<i>Car Share</i>	5	3,062	3,067

Bank Holiday - TOTAL Two-Way Trips by Mode (0700 - 1900)

Mode	Staff	Visitor	Total
Car Driver	75	1,757	1,832
Car Passenger	3	2,050	2,053
Active Travel	0	0	0
Public Transport	0	0	0
TOTAL	78	3,807	3,885
<i>Car Driver Solo</i>	72	451	523
<i>Car Share</i>	6	3,356	3,362

TOTAL

Typical Weekday - TOTAL Two-Way Trips by Mode (0700 - 1900)

Mode	Staff	Visitor	Total
Car Driver	116	1,158	1,274
Car Passenger	3	1,495	1,498
Active Travel	0	0	0
Public Transport	4	0	4
TOTAL	123	2,653	2,776
<i>Car Driver Solo</i>	113	271	384
<i>Car Share</i>	5	2,381	2,386

Busy Saturday - TOTAL Two-Way Trips by Mode (0700 - 1900)

Mode	Staff	Visitor	Total
Car Driver	121	2,004	2,125
Car Passenger	3	2,860	2,863
Active Travel	0	0	0
Public Transport	5	0	5
TOTAL	129	4,864	4,993
<i>Car Driver Solo</i>	118	419	537
<i>Car Share</i>	5	4,445	4,450

Bank Holiday - TOTAL Two-Way Trips by Mode (0700 - 1900)

Mode	Staff	Visitor	Total
Car Driver	136	2,376	2,512
Car Passenger	3	3,579	3,582
Active Travel	0	0	0
Public Transport	6	0	6
TOTAL	145	5,955	6,100
<i>Car Driver Solo</i>	133	464	597
<i>Car Share</i>	6	5,491	5,497

TOTAL MULTI-MODAL TRIP GENERATION - PROPOSED DEVELOPMENT

BIRDWORLD

Typical Weekday - TOTAL Two-Way Trips by Mode (0700 - 1900)

Mode	Staff	Visitor	Total
Car Driver	113	259	372
Car Passenger	0	640	640
Active Travel	0	0	0
Public Transport	10	0	10
TOTAL	123	899	1,022
<i>Car Driver Solo</i>	113	5	118
<i>Car Share</i>	0	893	893

Busy Saturday - TOTAL Two-Way Trips by Mode (0700 - 1900)

Mode	Staff	Visitor	Total
Car Driver	118	888	1,006
Car Passenger	0	2,193	2,193
Active Travel	0	0	0
Public Transport	11	0	11
TOTAL	129	3,081	3,210
<i>Car Driver Solo</i>	118	18	136
<i>Car Share</i>	0	3,063	3,063

Bank Holiday - TOTAL Two-Way Trips by Mode (0700 - 1900)

Mode	Staff	Visitor	Total
Car Driver	133	1,356	1,489
Car Passenger	0	3,348	3,348
Active Travel	0	0	0
Public Transport	12	0	12
TOTAL	145	4,704	4,849
<i>Car Driver Solo</i>	133	28	161
<i>Car Share</i>	0	4,677	4,677

FOREST LODGE

Typical Weekday - TOTAL Two-Way Trips by Mode (0700 - 1900)

Mode	Staff	Visitor	Total
Car Driver	122	1,892	2,014
Car Passenger	5	2,207	2,212
Active Travel	0	0	0
Public Transport	0	0	0
TOTAL	127	4,099	4,226
<i>Car Driver Solo</i>	117	485	602
<i>Car Share</i>	9	3,614	3,623

Busy Saturday - TOTAL Two-Way Trips by Mode (0700 - 1900)

Mode	Staff	Visitor	Total
Car Driver	123	2,879	3,002
Car Passenger	5	3,359	3,364
Active Travel	0	0	0
Public Transport	0	0	0
TOTAL	128	6,238	6,366
<i>Car Driver Solo</i>	118	738	856
<i>Car Share</i>	9	5,500	5,509

Bank Holiday - TOTAL Two-Way Trips by Mode (0700 - 1900)

Mode	Staff	Visitor	Total
Car Driver	135	3,154	3,289
Car Passenger	5	3,680	3,685
Active Travel	0	0	0
Public Transport	0	0	0
TOTAL	140	6,834	6,974
<i>Car Driver Solo</i>	130	809	939
<i>Car Share</i>	10	6,025	6,035

TOTAL

Typical Weekday - TOTAL Two-Way Trips by Mode (0700 - 1900)

Mode	Staff	Visitor	Total
Car Driver	235	2,151	2,386
Car Passenger	5	2,847	2,852
Active Travel	0	0	0
Public Transport	10	0	10
TOTAL	250	4,998	5,248
<i>Car Driver Solo</i>	230	490	720
<i>Car Share</i>	9	4,507	4,516

Busy Saturday - TOTAL Two-Way Trips by Mode (0700 - 1900)

Mode	Staff	Visitor	Total
Car Driver	241	3,767	4,008
Car Passenger	5	5,552	5,557
Active Travel	0	0	0
Public Transport	11	0	11
TOTAL	257	9,319	9,576
<i>Car Driver Solo</i>	236	756	992
<i>Car Share</i>	9	8,563	8,572

Bank Holiday - TOTAL Two-Way Trips by Mode (0700 - 1900)

Mode	Staff	Visitor	Total
Car Driver	268	4,510	4,778
Car Passenger	5	7,028	7,033
Active Travel	0	0	0
Public Transport	12	0	12
TOTAL	285	11,538	11,823
<i>Car Driver Solo</i>	263	837	1,100
<i>Car Share</i>	10	10,702	10,712

APPENDIX M. Parking Surveys and Analysis



ADVANCED
TRANSPORT
RESEARCH

Job Number & Name: 29955 Forest Lodge

Site Number/Name: Car Park A - Birdworld

Client: i-Transport

Date: 02/05/2022

Weather: Cloudy and dry

Advanced Transport Research

Car Park A - Birdworld

Job Number & Name: 29955 Forest Lodge

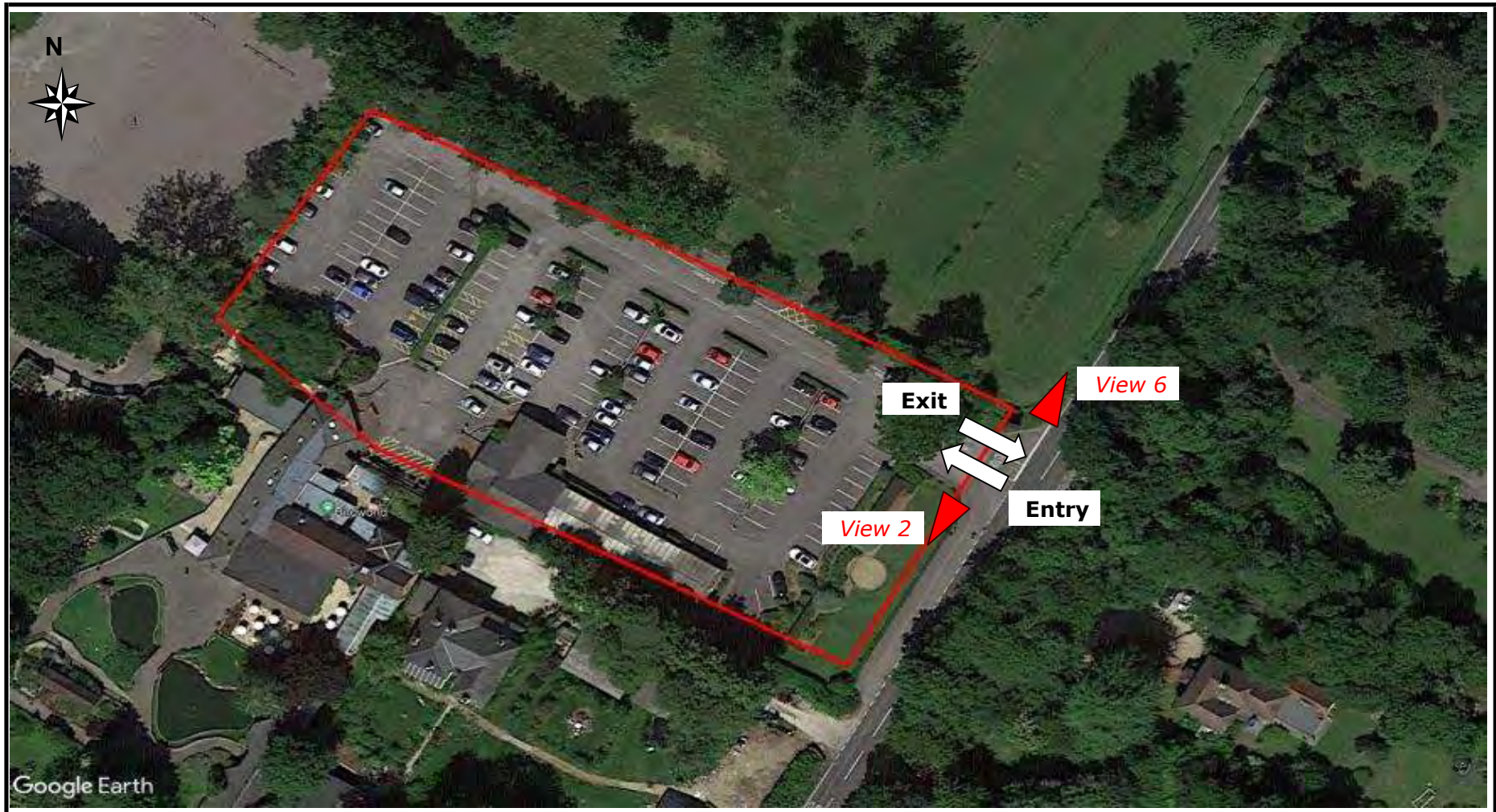
Date: Monday 02 May 2022

Job Type: ANPR Car Park Accumulation

Co-ordinates: 51°10'58.66"N, 0°50'20.68"W

Postcode: GU10 4LD

Times: 0700-1900



Reg Plate	Class	Time Entry (hh:mm:ss)	Time Exit (hh:mm:ss)	Length of Stay
MY08	Car	08:10:00	12:28:00	04:18:00
K607	Car	08:31:00	11:47:00	03:16:00
R017	Car	08:32:00	18:21:00	09:49:00
KV19	Car	08:43:00	14:15:00	05:32:00
HK07	Car	08:54:00	08:55:00	00:01:00
DU71	Car	08:56:00	15:06:00	06:10:00
T7XL	Car	08:58:00	13:13:00	04:15:00
X2AX	Car	08:59:00	17:27:00	08:28:00
BP63	Car	09:02:00	13:30:00	04:28:00
R020	Car	09:21:00	09:32:00	00:11:00
A14L	Car	09:30:00	15:54:00	06:24:00
BL14	Car	09:32:00	09:33:00	00:01:00
LF66	Car	09:33:00	13:26:00	03:53:00
RX71	Car	09:35:00	12:48:00	03:13:00
GJ59	Car	09:36:00	13:26:00	03:50:00
RE11	Car	09:41:00	13:32:00	03:51:00
KV19	Car	09:43:00	12:17:00	02:34:00
EY11	Car	09:43:00	16:05:00	06:22:00
VN65	Car	09:44:00	13:17:00	03:33:00
GJ65	Car	09:44:00	13:18:00	03:34:00
OU60	Car	09:47:00	12:25:00	02:38:00

Duration	Number of Vehicles
0 to 30 minutes	18
30 minutes to 1 hour	1
1 to 2 hours	38
2 to 3 hours	112
3 to 4 hours	90
4 to 5 hours	56
5 to 6 hours	24
6 to 7 hours	8
7 to 8 hours	3
8 to 9 hours	1
9 to 10 hours	1
10 to 11 hours	0
11 to 12 hours	0

Total ANPR	352
-------------------	-----

Recognition rate 99%

Minimum Stay	00:01:00
Average Stay	03:12:48
Maximum Stay	09:49:00

Times	Car Park A	
	Entry	Exit
07:00 - 07:15	0	0
07:15 - 07:30	0	0
07:30 - 07:45	0	0
07:45 - 08:00	0	0
08:00 - 08:15	1	0
08:15 - 08:30	0	0
08:30 - 08:45	3	0
08:45 - 09:00	4	1
09:00 - 09:15	1	0
09:15 - 09:30	2	0
09:30 - 09:45	9	2
09:45 - 10:00	19	0
10:00 - 10:15	32	2
10:15 - 10:30	27	0
10:30 - 10:45	30	1
10:45 - 11:00	31	1
11:00 - 11:15	25	1
11:15 - 11:30	29	0
11:30 - 11:45	19	3
11:45 - 12:00	16	5
12:00 - 12:15	12	3
12:15 - 12:30	9	6
12:30 - 12:45	8	6
12:45 - 13:00	14	17
13:00 - 13:15	7	19
13:15 - 13:30	5	26
13:30 - 13:45	4	17
13:45 - 14:00	9	21
14:00 - 14:15	6	16
14:15 - 14:30	5	14

0
0
0
0
0
1
1
4
7
8
10
17
36
66
93
122
152
176
205
221
232
241
244
246
243
231
210
197
185
175
166



ADVANCED
TRANSPORT
RESEARCH

Job Number & Name: 29955 Forest Lodge

Site Number/Name: Car Park A - Birdworld

Client: i-Transport

Date: 12/05/2022

Weather: Cloudy, Dry

Advanced Transport Research

Car Park A - Birdworld

Job Number & Name: 29955 Forest Lodge

Date: Thursday 12 May 2022

Job Type:

ANPR Car Park Accumulation

Co-ordinates:

51°10'58.66"N, 0°50'20.68"W

Postcode:

GU10 4LD

Times:

0700-1900



Reg Plate	Class	Time Entry (hh:mm:ss)	Time Exit (hh:mm:ss)	Length of Stay
Car	EX54	07:00:00	07:51:00	00:51:00
Car	W21A	08:06:00	15:01:00	06:55:00
Car	EY66	08:11:00	13:20:00	05:09:00
Car	KG01	08:29:00	11:19:00	02:50:00
Car	RV19	08:46:00	14:06:00	05:20:00
Car	DV71	08:50:00	14:11:00	05:21:00
Car	T7XL	08:57:00	17:24:00	08:27:00
Car	BP63	09:05:00	17:59:00	08:54:00
Car	R405	09:06:00	12:51:00	03:45:00
Car	X2AX	09:06:00	17:24:00	08:18:00
Car	MC56	09:20:00	09:21:00	00:01:00
HGV 1	272G	09:21:00	09:23:00	00:02:00
Car	WV59	09:31:00	16:16:00	06:45:00
Car	KV15	09:36:00	17:59:00	08:23:00
Car	OU20	09:43:00	11:55:00	02:12:00
Car	AF69	09:45:00	18:16:00	08:31:00
Car	RA21	09:46:00	11:10:00	01:24:00
Car	HT15	09:55:00	12:45:00	02:50:00
Car	LB15	09:57:00	11:47:00	01:50:00
HGV 1	KU68	10:05:00	11:19:00	01:14:00
Car	YP66	10:09:00	11:48:00	01:39:00

Duration	Number of Vehicles
0 to 30 minutes	17
30 minutes to 1 hour	1
1 to 2 hours	11
2 to 3 hours	31
3 to 4 hours	12
4 to 5 hours	10
5 to 6 hours	5
6 to 7 hours	3
7 to 8 hours	0
8 to 9 hours	5
9 to 10 hours	0
10 to 11 hours	0
11 to 12 hours	0

Total ANPR	95
-------------------	----

Recognition rate 100%

Minimum Stay	00:01:00
Average Stay	02:49:54
Maximum Stay	08:54:00

Times	Car Park	
	Entry	Exit
07:00 - 07:15	0	0
07:15 - 07:30	0	0
07:30 - 07:45	0	0
07:45 - 08:00	0	1
08:00 - 08:15	2	0
08:15 - 08:30	1	0
08:30 - 08:45	0	0
08:45 - 09:00	3	0
09:00 - 09:15	3	0
09:15 - 09:30	2	2
09:30 - 09:45	3	0
09:45 - 10:00	4	0
10:00 - 10:15	5	0
10:15 - 10:30	6	0
10:30 - 10:45	5	0
10:45 - 11:00	8	2
11:00 - 11:15	7	1
11:15 - 11:30	6	2
11:30 - 11:45	7	0
11:45 - 12:00	2	6
12:00 - 12:15	3	2
12:15 - 12:30	2	3
12:30 - 12:45	4	3
12:45 - 13:00	4	5
13:00 - 13:15	2	2
13:15 - 13:30	2	3
13:30 - 13:45	1	1
13:45 - 14:00	0	4
14:00 - 14:15	1	4
14:15 - 14:30	1	8

1
1
1
1
0
2
3
3
6
9
9
12
16
21
27
32
38
44
48
55
51
52
51
52
51
51
50
50
46
43
36



ADVANCED
TRANSPORT
RESEARCH

Job Number & Name: 29955 Forest Lodge

Site Number/Name: Car Park A - Birdworld

Client: i-Transport

Date: 14/05/2022

Weather: Sunny, Dry

Advanced Transport Research

Car Park A - Birdworld

Job Number & Name: 29955 Forest Lodge

Date: Saturday 14 May 2022

Job Type:

ANPR Car Park Accumulation

Co-ordinates:

51°10'58.66"N, 0°50'20.68"W

Postcode:

GU10 4LD

Times:

0700-1900



Reg Plate	Class	Time Entry (hh:mm:ss)	Time Exit (hh:mm:ss)	Length of Stay
HN70	Car	07:35:00	17:14:00	09:39:00
KT13	Car	08:45:00	15:51:00	07:06:00
RE11	Car	08:57:00	17:39:00	08:42:00
T7XL	Car	09:02:00	17:47:00	08:45:00
GJ59	Car	09:05:00	18:15:00	09:10:00
KY68	Car	09:06:00	09:12:00	00:06:00
LC70	Car	09:23:00	12:07:00	02:44:00
MC56	Car	09:24:00	17:57:00	08:33:00
LC58	Car	09:30:00	09:31:00	00:01:00
NV58	Car	09:32:00	17:23:00	07:51:00
AF55	Car	09:35:00	09:37:00	00:02:00
NV60	Car	09:38:00	16:22:00	06:44:00
PY21	Car	09:39:00	09:44:00	00:05:00
RJ21	Car	09:40:00	12:25:00	02:45:00
L012	Car	09:42:00	13:39:00	03:57:00
KG07	Car	09:49:00	13:38:00	03:49:00
HG54	Car	09:49:00	14:34:00	04:45:00
SN09	Car	09:53:00	13:26:00	03:33:00
GY65	Car	09:54:00	11:23:00	01:29:00
CK08	Car	09:57:00	12:53:00	02:56:00
HK68	Car	09:58:00	13:56:00	03:58:00

Duration	Number of Vehicles
0 to 30 minutes	27
30 minutes to 1 hour	1
1 to 2 hours	23
2 to 3 hours	50
3 to 4 hours	74
4 to 5 hours	34
5 to 6 hours	10
6 to 7 hours	11
7 to 8 hours	5
8 to 9 hours	3
9 to 10 hours	2
10 to 11 hours	0
11 to 12 hours	0

Total ANPR	240
-------------------	-----

Recognition rate 99%

Minimum Stay	00:01:00
Average Stay	03:17:27
Maximum Stay	09:39:00

Times	Car Park	
	Entry	Exit
07:00 - 07:15	0	0
07:15 - 07:30	1	0
07:30 - 07:45	1	1
07:45 - 08:00	0	0
08:00 - 08:15	0	0
08:15 - 08:30	1	0
08:30 - 08:45	0	0
08:45 - 09:00	2	0
09:00 - 09:15	3	1
09:15 - 09:30	2	0
09:30 - 09:45	7	3
09:45 - 10:00	8	0
10:00 - 10:15	19	0
10:15 - 10:30	21	3
10:30 - 10:45	8	0
10:45 - 11:00	22	3
11:00 - 11:15	12	1
11:15 - 11:30	8	2
11:30 - 11:45	10	0
11:45 - 12:00	15	0
12:00 - 12:15	12	1
12:15 - 12:30	9	3
12:30 - 12:45	8	2
12:45 - 13:00	8	3
13:00 - 13:15	13	4
13:15 - 13:30	4	5
13:30 - 13:45	10	12
13:45 - 14:00	2	11
14:00 - 14:15	4	14
14:15 - 14:30	4	8

0
0
1
1
1
1
1
2
2
4
6
8
12
20
39
57
65
84
95
101
111
126
137
143
149
154
163
162
160
151
141
137



ADVANCED
TRANSPORT
RESEARCH

Job Number & Name: 29955 Forest Lodge

Site Number/Name: Car Park B - Forest Lodge Garden Centre

Client: i-Transport

Date: 02/05/2022

Weather: Cloudy, Dry

Job Type: ANPR Car Park Accumulation

Co-ordinates: 51°10'51.54"N, 0°50'27.21"W

Postcode: GU10 4LD

Times: 0700-1900



Reg Plate	Class	Time Entry (hh:mm:ss)	Time Exit (hh:mm:ss)	Length of Stay
RX13	Car	07:00:00	07:08:26	00:08:26
HN65	Car	07:00:00	08:45:14	01:45:14
HJ71	LGV	07:06:04	08:00:16	00:54:12
R017	Car	07:23:46	08:28:05	01:04:19
RF07	Car	07:24:04	16:42:48	09:18:44
LS12	Car	07:27:48	16:39:13	09:11:25
RX13	Car	07:33:37	08:28:01	00:54:24
GJ14	Car	07:37:05	17:03:56	09:26:51
FV18	LGV	07:37:11	18:03:47	10:26:36
RK17	Car	07:37:17	18:35:39	10:58:22
RD71	Car	07:37:34	17:11:15	09:33:41
RJ12	Car	07:40:26	17:07:03	09:26:37
SH61	Car	07:41:56	17:28:47	09:46:51
HB15	Car	07:46:25	18:03:11	10:16:46
LB62	Car	07:48:31	17:45:53	09:57:22
YG61	Car	07:49:26	17:07:32	09:18:06
H721	Car	07:53:24	16:17:02	08:23:38
KR12	Car	07:54:42	08:31:20	00:36:38
BJ64	Car	07:55:42	08:48:07	00:52:25
KM66	Car	07:58:38	18:17:20	10:18:42
AK15	Car	07:59:46	17:51:28	09:51:42

Duration	Number of Vehicles
0 to 30 minutes	285
30 minutes to 1 hour	282
1 to 2 hours	281
2 to 3 hours	40
3 to 4 hours	4
4 to 5 hours	2
5 to 6 hours	1
6 to 7 hours	1
7 to 8 hours	0
8 to 9 hours	5
9 to 10 hours	21
10 to 11 hours	5
11 to 12 hours	0

Total ANPR	927
-------------------	-----

Recognition rate 99%

Minimum Stay	00:00:17
Average Stay	01:11:38
Maximum Stay	10:58:22

Times	Car Park B					
	Entry 1	Entry 2	Entry 3	Exit 1	Exit 2	Exit 3
07:00 - 07:15	4	0	0	1	0	0
07:15 - 07:30	3	0	0	0	1	0
07:30 - 07:45	7	0	0	0	0	0
07:45 - 08:00	9	0	0	0	0	0
08:00 - 08:15	7	0	0	1	2	0
08:15 - 08:30	3	0	0	2	1	0
08:30 - 08:45	6	0	0	1	2	0
08:45 - 09:00	22	0	1	9	2	0
09:00 - 09:15	6	0	0	2	0	0
09:15 - 09:30	8	2	0	6	2	0
09:30 - 09:45	11	0	0	2	0	0
09:45 - 10:00	23	0	0	4	1	0
10:00 - 10:15	28	0	0	13	0	0
10:15 - 10:30	34	0	0	8	1	1
10:30 - 10:45	40	0	0	23	1	0
10:45 - 11:00	33	0	0	17	3	0
11:00 - 11:15	46	0	1	40	0	0
11:15 - 11:30	34	0	0	32	1	1
11:30 - 11:45	42	1	0	38	1	0
11:45 - 12:00	45	0	0	24	7	0
12:00 - 12:15	50	9	1	39	10	0
12:15 - 12:30	38	4	0	37	4	1
12:30 - 12:45	24	4	1	47	4	1
12:45 - 13:00	37	4	0	43	3	0
13:00 - 13:15	31	6	0	33	7	0
13:15 - 13:30	27	3	0	33	0	0
13:30 - 13:45	33	3	0	32	2	0
13:45 - 14:00	28	5	0	31	1	0
14:00 - 14:15	25	2	0	35	1	0
14:15 - 14:30	32	3	0	31	1	0

2
5
7
14
23
27
27
30
42
46
48
57
75
90
114
130
143
150
150
154
168
179
179
156
151
148
145
147
148
139
142



ADVANCED
TRANSPORT
RESEARCH

Job Number & Name: 29955 Forest Lodge

Site Number/Name: Car Park B - Forest Lodge Garden Centre

Client: i-Transport

Date: 12/05/2022

Weather: Cloudy, Dry

Advanced Transport Research
Car Park B - Forest Lodge Garden Centre

Job Number & Name: 29955 Forest Lodge
Date: Thursday 12 May 2022

Job Type: ANPR Car Park Accumulation

Co-ordinates: 51°10'51.54"N, 0°50'27.21"W

Postcode: GU10 4LD

Times: 0700-1900



Reg Plate	Class	Time Entry (hh:mm:ss)	Time Exit (hh:mm:ss)	Length of Stay
R017	Car	07:24:02	08:34:14	01:10:12
BL59	Car	07:24:21	17:59:19	10:34:58
LX08	Car	07:24:29	11:22:16	03:57:47
R071	Car	07:26:21	18:03:39	10:37:18
TD15	Car	07:36:22	08:26:18	00:49:56
DY64	Car	07:46:46	18:08:56	10:22:10
RE21	Car	07:51:03	17:22:24	09:31:21
HV15	Car	07:54:25	08:17:22	00:22:57
GJ14	Car	07:58:53	17:07:21	09:08:28
HY60	Car	07:59:13	08:29:00	00:29:47
LG65	Car	07:59:31	12:36:40	04:37:09
YG61	Car	08:00:46	17:11:18	09:10:32
CV08	Car	08:05:28	08:48:08	00:42:40
R018	Car	08:12:22	18:10:03	09:57:41
RY21	Car	08:22:03	10:54:34	02:32:31
FL65	Car	08:26:45	12:52:24	04:25:39
GD21	Car	08:31:38	12:53:32	04:21:54
R071	Car	08:36:25	18:04:49	09:28:24
HY67	Car	08:39:35	14:45:30	06:05:55
L908	Car	08:39:39	09:15:09	00:35:30
AU05	Car	08:39:44	11:20:09	02:40:25

Duration	Number of Vehicles
0 to 30 minutes	197
30 minutes to 1 hour	182
1 to 2 hours	87
2 to 3 hours	30
3 to 4 hours	7
4 to 5 hours	6
5 to 6 hours	3
6 to 7 hours	3
7 to 8 hours	2
8 to 9 hours	3
9 to 10 hours	6
10 to 11 hours	3
11 to 12 hours	0

Total ANPR	529
-------------------	-----

Recognition rate 91%

Minimum Stay	00:01:27
Average Stay	01:08:05
Maximum Stay	10:37:18

Times	Car Park B					
	Entry 1	Entry 2	Entry 3	Exit 1	Exit 2	Exit 3
07:00 - 07:15	0	0	0	0	0	0
07:15 - 07:30	6	0	0	0	1	0
07:30 - 07:45	7	0	0	0	1	0
07:45 - 08:00	8	0	0	0	1	0
08:00 - 08:15	4	0	0	0	1	0
08:15 - 08:30	3	6	0	3	7	0
08:30 - 08:45	9	3	0	1	5	0
08:45 - 09:00	13	0	0	1	2	0
09:00 - 09:15	5	0	0	2	0	0
09:15 - 09:30	12	0	0	6	0	0
09:30 - 09:45	10	0	0	4	0	1
09:45 - 10:00	24	0	0	10	1	0
10:00 - 10:15	11	1	0	7	1	2
10:15 - 10:30	23	1	1	10	1	0
10:30 - 10:45	22	2	2	7	6	2
10:45 - 11:00	20	0	2	16	0	1
11:00 - 11:15	22	0	1	10	0	0
11:15 - 11:30	26	0	0	24	1	0
11:30 - 11:45	17	0	0	20	2	0
11:45 - 12:00	17	0	0	16	0	0
12:00 - 12:15	12	1	0	21	1	0
12:15 - 12:30	14	1	0	6	1	0
12:30 - 12:45	14	2	0	14	1	0
12:45 - 13:00	23	4	0	17	1	0
13:00 - 13:15	15	3	0	26	2	0
13:15 - 13:30	10	1	0	15	1	0
13:30 - 13:45	14	1	0	13	1	1
13:45 - 14:00	16	2	0	24	0	0
14:00 - 14:15	14	0	0	15	0	1
14:15 - 14:30	22	0	2	29	0	0

0
0
5
11
18
21
20
26
36
39
45
50
63
65
79
90
95
108
109
104
105
96
104
105
114
104
99
99
93
91
86



ADVANCED
TRANSPORT
RESEARCH

Job Number & Name: 29955 Forest Lodge

Site Number/Name: Car Park B - Forest Lodge Garden Centre

Client: i-Transport

Date: 14/05/2022

Weather: Cloudy, Dry

Advanced Transport Research
Car Park B - Forest Lodge Garden Centre

Job Number & Name: 29955 Forest Lodge
Date: Saturday 14 May 2022

Job Type: ANPR Car Park Accumulation

Co-ordinates: 51°10'51.54"N, 0°50'27.21"W

Postcode: GU10 4LD

Times: 0700-1900



Reg Plate	Class	Time Entry (hh:mm:ss)	Time Exit (hh:mm:ss)	Length of Stay
DWW1	Car	07:15:09	18:03:13	10:48:04
CJ15	Car	07:21:40	18:01:33	10:39:53
CK14	Car	07:27:44	08:25:49	00:58:05
R017	Car	07:28:58	08:26:53	00:57:55
XR12	Car	07:29:14	08:19:56	00:50:42
DG67	Car	07:29:43	08:25:32	00:55:49
OE65	Car	07:40:04	17:10:48	09:30:44
U719	Car	07:42:09	18:05:32	10:23:23
WF18	Car	07:42:24	18:09:25	10:27:01
RK17	Car	07:42:32	18:47:01	11:04:29
HV15	Car	07:53:56	08:50:48	00:56:52
KM66	Car	07:54:14	18:11:40	10:17:26
HY13	Car	08:04:18	08:50:25	00:46:07
H113	Car	08:04:19	09:03:17	00:58:58
FP62	Car	08:29:22	08:38:36	00:09:14
R071	Car	08:30:53	18:04:40	09:33:47
LB59	Car	08:34:44	09:23:18	00:48:34
LB62	Car	08:37:04	09:37:20	01:00:16
F10C	Car	08:38:25	09:25:23	00:46:58
NX08	Car	08:45:23	09:46:04	01:00:41
HN61	Car	08:46:00	10:03:16	01:17:16

Duration	Number of Vehicles
0 to 30 minutes	231
30 minutes to 1 hour	358
1 to 2 hours	187
2 to 3 hours	23
3 to 4 hours	4
4 to 5 hours	3
5 to 6 hours	0
6 to 7 hours	0
7 to 8 hours	1
8 to 9 hours	1
9 to 10 hours	3
10 to 11 hours	5
11 to 12 hours	1

Total ANPR	817
-------------------	-----

Recognition rate 96%

Minimum Stay	00:00:28
Average Stay	00:57:55
Maximum Stay	11:04:29

Times	Car Park B					
	Entry 1	Entry 2	Entry 3	Exit 1	Exit 2	Exit 3
07:00 - 07:15	0	0	0	0	0	0
07:15 - 07:30	6	0	0	0	0	0
07:30 - 07:45	4	0	0	0	1	0
07:45 - 08:00	2	0	0	0	0	0
08:00 - 08:15	2	0	0	0	1	0
08:15 - 08:30	6	0	0	4	1	0
08:30 - 08:45	6	0	0	1	1	0
08:45 - 09:00	22	0	0	9	3	0
09:00 - 09:15	12	0	0	7	0	0
09:15 - 09:30	22	0	0	4	0	1
09:30 - 09:45	17	0	0	8	0	0
09:45 - 10:00	24	0	1	12	0	1
10:00 - 10:15	24	0	0	15	0	0
10:15 - 10:30	28	0	0	9	0	0
10:30 - 10:45	22	0	0	16	0	0
10:45 - 11:00	35	0	0	25	0	0
11:00 - 11:15	25	1	2	24	1	1
11:15 - 11:30	36	0	0	24	0	0
11:30 - 11:45	26	1	0	27	3	0
11:45 - 12:00	18	0	0	31	0	0
12:00 - 12:15	31	1	0	29	2	0
12:15 - 12:30	17	0	0	24	3	0
12:30 - 12:45	31	3	0	18	3	0
12:45 - 13:00	23	1	0	13	2	1
13:00 - 13:15	26	1	0	38	0	1
13:15 - 13:30	26	1	1	25	1	0
13:30 - 13:45	35	0	1	33	0	0
13:45 - 14:00	31	1	0	34	0	0
14:00 - 14:15	27	1	0	27	1	0
14:15 - 14:30	30	0	0	34	0	0

5
5
11
14
16
17
18
22
32
37
54
63
75
84
103
109
119
121
133
130
117
118
108
121
129
117
119
122
120
120
116



ADVANCED
TRANSPORT
RESEARCH

Job Number & Name: 29955 Forest Lodge

Site Number/Name: Car Park C - Forest Lodge North

Client: i-Transport

Date: 02/05/2022

Weather: Cloudy and dry

Advanced Transport Research
Car Park C - Forest Lodge North

Job Number & Name: 29955 Forest Lodge
Date: Monday 02 May 2022

Job Type: Car Park Count

Co-ordinates: 51°10'53.47"N, 0°50'27.99"W

Postcode: GU10 4LD

Times: 0700-1900



Times	Car Park C	
	Entry	Exit
07:00 - 07:15	0	0
07:15 - 07:30	1	0
07:30 - 07:45	0	0
07:45 - 08:00	0	0
08:00 - 08:15	2	0
08:15 - 08:30	1	0
08:30 - 08:45	2	0
08:45 - 09:00	2	0
09:00 - 09:15	0	0
09:15 - 09:30	2	2
09:30 - 09:45	0	0
09:45 - 10:00	1	0
10:00 - 10:15	0	0
10:15 - 10:30	1	0
10:30 - 10:45	1	0
10:45 - 11:00	3	0
11:00 - 11:15	0	0
11:15 - 11:30	1	0
11:30 - 11:45	1	1
11:45 - 12:00	7	0
12:00 - 12:15	10	9
12:15 - 12:30	4	4
12:30 - 12:45	4	4
12:45 - 13:00	3	4
13:00 - 13:15	7	6
13:15 - 13:30	0	3
13:30 - 13:45	2	3
13:45 - 14:00	1	5
14:00 - 14:15	1	2
14:15 - 14:30	1	3
14:30 - 14:45	1	1
14:45 - 15:00	1	0
15:00 - 15:15	0	0
15:15 - 15:30	1	2
15:30 - 16:45	0	2
16:45 - 18:00	0	0
18:00 - 18:15	0	0
18:15 - 18:30	0	0
18:30 - 18:45	0	0
18:45 - 19:00	1	3
17:00 - 17:15	0	2
17:15 - 17:30	0	0
17:30 - 17:45	0	0
17:45 - 18:00	0	0
18:00 - 18:15	0	5
18:15 - 18:30	0	1
18:30 - 18:45	0	0
18:45 - 19:00	0	0

0
0
1
1
1
3
4
6
8
8
8
8
8
8
9
9
10
11
14
14
15
15
22
23
23
23
22
23
20
19
15
14
12
12
13
13
12
10
10
10
10
10
10
10
8
6
6
6
6
1
0
0
0
0
0



ADVANCED
TRANSPORT
RESEARCH

Job Number & Name: 29955 Forest Lodge

Site Number/Name: Car Park C - Forest Lodge North

Client: i-Transport

Date: 12/05/2022

Weather: Cloudy and Dry

Advanced Transport Research
Car Park C - Forest Lodge North

Job Number & Name: 29955 Forest Lodge
Date: Thursday 12 May 2022

Job Type: Car Park Count

Co-ordinates: 51°10'53.47"N, 0°50'27.99"W

Postcode: GU10 4LD

Times: 0700-1900



Times	Car Park C	
	Entry	Exit
07:00 - 07:15	0	0
07:15 - 07:30	1	0
07:30 - 07:45	1	0
07:45 - 08:00	1	0
08:00 - 08:15	1	0
08:15 - 08:30	7	6
08:30 - 08:45	5	3
08:45 - 09:00	2	0
09:00 - 09:15	0	0
09:15 - 09:30	0	0
09:30 - 09:45	0	0
09:45 - 10:00	1	0
10:00 - 10:15	1	1
10:15 - 10:30	1	1
10:30 - 10:45	6	2
10:45 - 11:00	0	0
11:00 - 11:15	0	0
11:15 - 11:30	1	0
11:30 - 11:45	2	0
11:45 - 12:00	0	0
12:00 - 12:15	1	1
12:15 - 12:30	1	1
12:30 - 12:45	1	2
12:45 - 13:00	1	4
13:00 - 13:15	2	3
13:15 - 13:30	1	1
13:30 - 13:45	1	1
13:45 - 14:00	0	2
14:00 - 14:15	0	0
14:15 - 14:30	0	0
14:30 - 14:45	2	0
14:45 - 15:00	0	2
15:00 - 15:15	2	2
15:15 - 15:30	0	1
15:30 - 16:45	0	0
16:45 - 18:00	0	0
18:00 - 18:15	1	0
18:15 - 18:30	0	0
18:30 - 18:45	1	1
18:45 - 17:00	0	1
17:00 - 17:15	0	1
17:15 - 17:30	0	1
17:30 - 17:45	0	0
17:45 - 18:00	0	0
18:00 - 18:15	0	4
18:15 - 18:30	1	3
18:30 - 18:45	1	1
18:45 - 18:00	0	0

0
0
1
2
3
4
5
7
9
9
9
9
10
10
10
10
14
14
14
15
17
17
17
17
16
13
12
12
12
10
10
10
10
12
10
10
9
9
9
10
10
10
9
8
7
7
7
3
1
1
1
1
1



ADVANCED
TRANSPORT
RESEARCH

Job Number & Name: 29955 Forest Lodge

Site Number/Name: Car Park C - Forest Lodge North

Client: i-Transport

Date: 14/05/2022

Weather: Sunny and Dry

Advanced Transport Research
Car Park C - Forest Lodge North

Job Number & Name: 29955 Forest Lodge
Date: Saturday 14 May 2022

Job Type: Car Park Count

Co-ordinates: 51°10'53.47"N, 0°50'27.99"W

Postcode: GU10 4LD

Times: 0700-1900





ADVANCED
TRANSPORT
RESEARCH

Job Number & Name: 29955 Forest Lodge

Site Number/Name: Car Park D - Forest Lodge South

Client: i-Transport

Date: 02/05/2022

Weather: Cloudy and Dry

Advanced Transport Research
Car Park D - Forest Lodge South

Job Number & Name: 29955 Forest Lodge
Date: Monday 02 May 2022

Job Type: Car Park Count

Co-ordinates: 51°10'48.85"N, 0°50'31.31"W

Postcode: GU10 4LD

Times: 0700-1900





ADVANCED
TRANSPORT
RESEARCH

Job Number & Name: 29955 Forest Lodge

Site Number/Name: Car Park D - Forest Lodge South

Client: i-Transport

Date: 12/05/2022

Weather: Cloudy and Dry

Advanced Transport Research

Job Number & Name: 29955 Forest Lodge

Car Park D - Forest Lodge South

Date: Thursday 12 May 2022

Job Type: Car Park Count

Co-ordinates: 51°10'48.85"N, 0°50'31.31"W

Postcode: GU10 4LD

Times: 0700-1900





ADVANCED
TRANSPORT
RESEARCH

Job Number & Name: 29955 Forest Lodge

Site Number/Name: Car Park D - Forest Lodge South

Client: i-Transport

Date: 14/05/2022

Weather: Sunny and Dry

Advanced Transport Research

Job Number & Name: 29955 Forest Lodge

Car Park D - Forest Lodge South

Date: Saturday 14 May 2022

Job Type: Car Park Count

Co-ordinates: 51°10'48.85"N, 0°50'31.31"W

Postcode: GU10 4LD

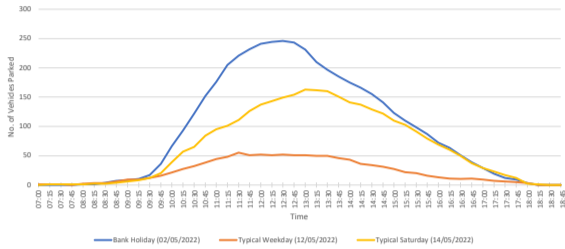
Times: 0700-1900



Surveyed Parking Demand Data

Birdworld	Times	Monday 2nd May			Thursday 4th May			Saturday 4th May		
		Entry	Exit	Accumulation	Entry	Exit	Accumulation	Entry	Exit	Accumulation
Care in at Start										
07:30	07:30	0	0	0	0	0	1	0	0	0
07:30	07:30	0	0	0	0	0	1	1	1	1
07:30	07:45	0	0	0	0	0	1	1	1	2
07:45	08:30	0	0	0	0	1	0	0	0	1
08:30	08:30	1	0	1	2	0	3	0	0	1
08:30	08:45	0	0	1	3	1	3	3	3	2
08:45	08:45	3	0	4	0	0	3	0	0	2
08:45	09:00	4	1	7	3	0	6	2	0	4
09:00	09:15	1	0	8	3	0	9	3	0	6
09:15	09:30	2	0	10	2	2	9	2	0	7
09:30	09:45	9	2	17	3	0	12	7	3	12
09:45	10:00	19	0	36	4	0	18	8	4	20
10:00	10:15	32	0	68	5	0	21	19	0	39
10:15	10:30	27	0	59	6	0	27	21	3	57
10:30	10:45	30	1	122	5	0	32	8	0	85
10:45	11:00	31	1	152	8	2	38	22	3	84
11:00	11:15	25	1	178	7	1	44	12	1	85
11:15	11:30	29	0	205	6	2	48	8	2	101
11:30	11:45	19	3	221	7	0	55	10	0	111
11:45	12:00	16	5	232	2	6	51	15	0	125
12:00	12:15	17	3	241	3	2	52	12	3	137
12:15	12:30	9	0	248	2	3	51	9	2	143
12:30	12:45	8	6	248	4	3	52	8	2	149
12:45	13:00	14	17	243	4	5	51	8	3	154
13:00	13:15	7	19	211	2	2	51	13	4	163
13:15	13:30	5	26	210	2	3	50	4	5	162
13:30	13:45	4	17	187	1	1	50	10	12	160
13:45	14:00	9	21	185	0	4	49	2	11	151
14:00	14:15	6	18	178	1	4	43	4	14	141
14:15	14:30	5	14	158	1	8	38	4	8	137
14:30	14:45	4	15	156	2	4	34	3	11	129
14:45	15:00	3	18	144	1	4	28	3	20	122
15:00	15:15	2	20	123	1	5	27	2	14	110
15:15	15:30	3	18	110	1	6	22	3	10	103
15:30	15:45	1	13	88	1	3	20	2	14	91
15:45	16:00	2	13	87	1	3	19	1	10	79
16:00	16:15	4	19	72	1	4	13	3	13	69
16:15	16:30	2	11	63	0	2	11	1	10	60
16:30	16:45	1	13	53	0	1	10	3	13	50
16:45	17:00	1	13	39	1	0	11	1	14	37
17:00	17:15	1	11	29	0	2	9	1	9	29
17:15	17:30	0	10	18	0	0	10	0	8	23
17:30	17:45	2	9	12	0	1	6	0	6	17
17:45	18:00	1	4	9	1	2	5	3	8	12
18:00	18:15	0	0	0	0	2	0	0	10	2
18:15	18:30	0	0	0	0	0	0	0	1	1
18:30	18:45	0	0	0	0	0	0	0	1	0
18:45	18:50	0	0	0	0	0	0	0	0	0
Care in at End										

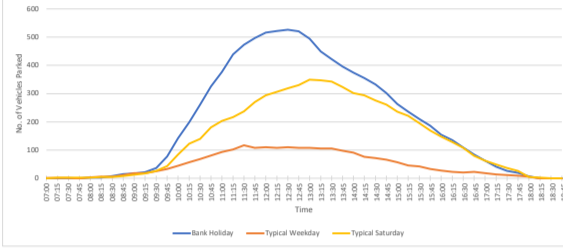
Surveyed Birdworld Parking Accumulation - May 2022



Proposed Parking Demand

Vehicular Growth Factor	2.14	Birdworld	Bank Holiday Day			Typical Weekday			Typical Weekend Day		
			Entry	Exit	Accumulation	Entry	Exit	Accumulation	Entry	Exit	Accumulation
Care in at Start											
07:30	07:30	0	0	0	0	0	1	0	0	0	
07:30	07:30	0	0	0	0	0	1	1	1	1	
07:30	07:45	0	0	0	0	0	1	1	1	2	
07:45	08:30	0	0	0	0	0	2	1	0	1	
08:30	08:30	2	0	2	4	0	3	0	0	1	
08:30	08:45	0	0	2	4	0	4	4	4	2	
08:45	08:45	6	0	6	8	0	6	0	0	4	
08:45	09:00	8	2	15	6	0	12	4	0	9	
09:00	09:15	1	0	17	6	0	18	6	2	13	
09:15	09:30	2	0	21	4	4	19	4	0	17	
09:30	09:45	19	4	38	6	0	25	15	8	26	
09:45	10:00	41	0	127	6	0	58	47	5	169	
10:00	10:15	88	4	141	11	0	44	41	0	83	
10:15	10:30	58	0	189	13	0	57	45	6	122	
10:30	10:45	54	2	261	11	0	67	17	0	138	
10:45	11:00	95	2	325	17	4	80	47	5	189	
11:00	11:15	54	2	377	15	2	93	26	2	203	
11:15	11:30	62	0	439	13	4	102	17	4	218	
11:30	11:45	43	8	423	10	0	113	21	0	238	
11:45	12:00	34	11	450	4	13	108	32	0	270	
12:00	12:15	26	8	518	6	4	119	26	2	293	
12:15	12:30	18	3	527	4	0	108	19	6	268	
12:30	12:45	17	13	526	6	6	115	17	4	319	
12:45	13:00	30	16	520	9	11	108	17	6	350	
13:00	13:15	15	41	434	4	4	106	28	9	349	
13:15	13:30	11	56	428	4	6	106	8	11	347	
13:30	13:45	9	36	422	2	2	106	21	26	342	
13:45	14:00	19	45	388	0	9	97	4	24	323	
14:00	14:15	13	34	375	2	9	91	9	30	302	
14:15	14:30	11	30	355	2	17	78	9	17	293	
14:30	14:45	9	32	352	4	9	72	6	24	276	
14:45	15:00	4	28	362	2	4	68	11	26	261	
15:00	15:15	4	43	263	2	11	57	6	30	235	
15:15	15:30	6	34	235	2	13	46	6	21	220	
15:30	15:45	2	28	210	2	6	42	4	30	195	
15:45	16:00	13	14	189	2	11	33	3	19	169	
16:00	16:15	8	41	154	2	9	27	6	28	148	
16:15	16:30	4	24	135	0	2	22	2	21	128	
16:30	16:45	2	28	109	0	2	20	6	28	107	
16:45	17:00	2	28	83	2	0	22	2	30	79	
17:00	17:15	2	24	59	0	4	18	2	19	62	
17:15	17:30	2	21	41	0	4	14	4	15	48	
17:30	17:45	4	19	28	0	2	12	0	13	38	
17:45	18:00	2	9	19	2	4	10	6	17	26	
18:00	18:15	0	13	6	0	0	0	0	21	6	
18:15	18:30	0	6	0	0	0	0	0	2	2	
18:30	18:45	0	0	0	0	0	0	0	2	0	
18:45	18:50	0	0	0	0	0	0	0	0	0	
Care in at End											

Proposed Birdworld Parking Demand



Forest Lodge

Times	Monday 2nd May			Thursday 4th May			Saturday 4th May		
	Entry	Exit	Accumulation	Entry	Exit	Accumulation	Entry	Exit	Accumulation
Care in at Start									
07:30	07:30	4	1	7	0	0	0	0	6
07:30	07:30	3	0	10	6	0	6	0	12
07:30	07:45	9	0	19	9	0	15	4	17
07:45	08:30	9	0	28	9	0	24	2	0
08:30	08:30	7	1	32	4	0	28	2	0
08:30	08:45	3	0	33	3	0	28	6	4
08:45	08:45	6	1	38	9	1	35	6	1
08:45	09:00	22	9	51	13	1	48	22	9
09:00	09:15	6	2	56	5	2	51	12	7
09:15	09:30	8	6	57	12	6	57	22	4
09:30	09:45	11	2	68	10	4	63	17	8
09:45	10:00	23	4	89	24	10	77	24	12
10:00	10:15	28	13	100	11	7	81	24	15
10:15	10:30	35	8	127	23	10	84	28	9
10:30	10:45	40	23	144	22	7	108	27	16
10:45	11:00	33	17	160	20	16	113	26	25
11:00	11:15	47	40	187	22	10	125	25	19
11:15	11:30	34	32	189	26	24	127	26	24
11:30	11:45	30	39	192	19	20	124	26	27
11:45	12:00	45	24	193	17	18	125	18	31
12:00	12:15	50	39						