

APPENDIX J. Technical Note ITB16329-007 TN

Technical Note

Project No: ITB16329
Project Title: Forest Lodge Garden Centre and Birdworld
Title: Trip Generation
Ref: SAW/DF/HC/ITB16329 TN
Date: 31 August 2022

SECTION 1 Introduction

1.1 This Technical Note sets out the traffic generation of the proposed redevelopment of the Forest Lodge Garden Centre ('Forest Lodge') and Birdworld. This is based on analysis of:

- The seasonality of the operation at both Forest Lodge and Birdworld;
- Recorded traffic survey data collected in May 2022; and
- The predicted increase in transactions/visitor numbers as a result of the proposed redevelopment.

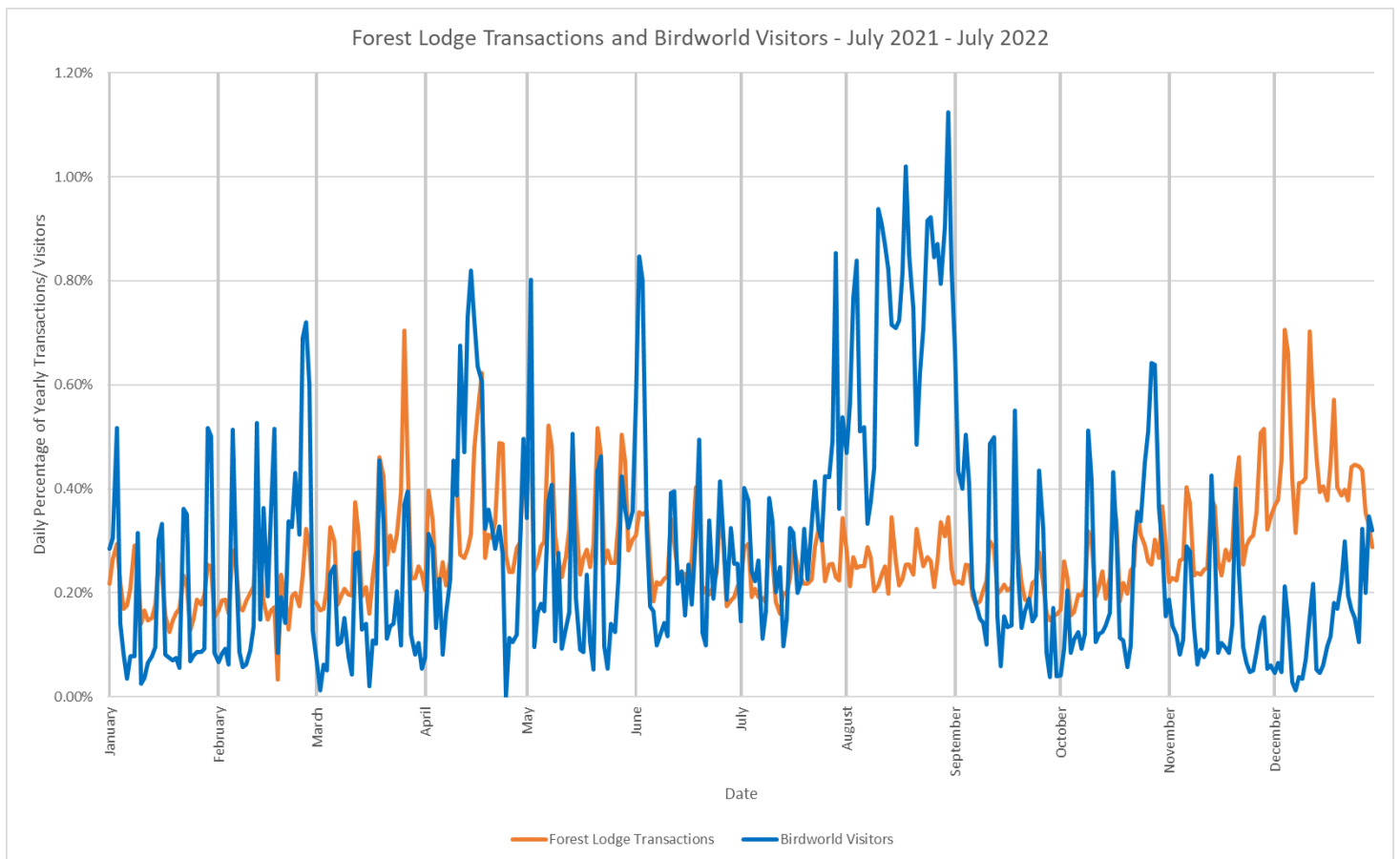
1.2 The remainder of this note is structure as follows:

- Section 2 outlines the seasonality of the operations at Forest Lodge and Birdworld based on data provided by Haskins;
- Section 3 presents the survey data at the sites collected in May 2022;
- Section 4 details the proposed assessment scenarios/days based on the survey data collected and analysis of the seasonality of the site's operation;
- Section 5 sets out the predicted trip generation of the proposed redevelopment based on the analysis detailed at Section 4 and the predicted increase in transactions/visitor numbers; and
- Section 6 provides a summary and conclusions.

SECTION 2 Seasonality of Site Uses

- 2.1 Both Forest Lodge and Birdworld are subject to seasonal variations in their operation due to the nature of the site uses. The garden centre operation at Forest Lodge is primarily busiest at weekends or Bank Holidays in the Spring or during the run-up to Christmas whilst as an outdoor tourist attraction, Birdworld is busiest primarily during the school holidays and at weekends during the Spring/Summer months.
- 2.2 Any traffic generation assessment of both site uses must therefore take account of their seasonal variations throughout the year, considering the implications of traffic generation during 'typical' weekday peak hours on the local highway network as well as traffic generation at busy times operational times of either/both uses (e.g. at Bank Holidays and Weekends).
- 2.3 Haskins has provided recorded transaction data for Forest Lodge and recorded visitor number data for Birdworld from July 2021 to July 2022. This is presented at **Graph 2.1** below as proportions of the total transaction and visitor numbers (actual transaction/visitor data is confidential).

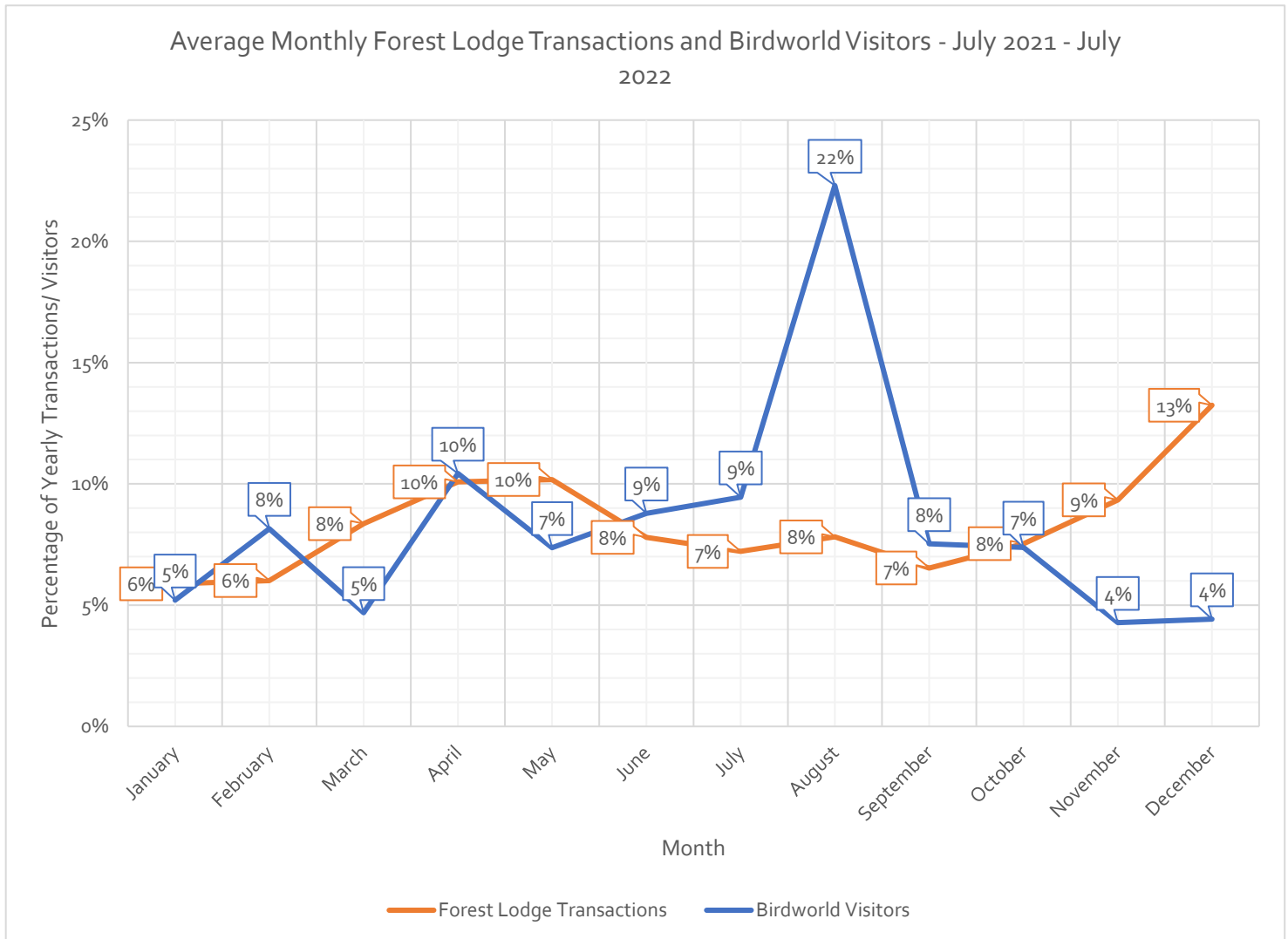
Graph 2.1: Forest Lodge Transaction and Birdworld Visitor Data



2.4 **Graph 2.1** confirms that Birdworld is busiest during the Spring/Summer months during school holidays and that Forest Lodge has operational peaks during Spring and in the run-up to Christmas. The data demonstrates that both uses experience busy operational days on Bank Holidays and at weekends, and highlights that the months of April and May are typically busy months for both site uses.

2.5 This is further supported by **Graph 2.2** which presents the average monthly Forest Lodge transactions and Birdworld visitor figures. The full visitor numbers and transaction data are included as **Annex A**.

Graph 2.2: Average Monthly Forest Lodge Transactions and Birdworld Visitors



2.6 **Graph 2.2** shows the following:

Forest Lodge

- The peak month for Forest Lodge transactions is December which can be attributed largely to Christmas shopping habits; and
- May is the second busiest month for Forest Lodge transactions across the year.

Birdworld

- The peak month for Birdworld visitors is August, predominantly due to the school Summer holidays;
- May was the eighth busiest month for Birdworld visitors across the whole year. Busier months tended to be in the summer or months with school holidays, noting only two days of the summer term half-term were in May due to the Platinum Jubilee.

2.7 Due to the differing nature of site operations between Forest Lodge and Birdworld, the peaks of uses vary at different times of the year, however, May is a 'busy' month for both uses that occurs within school term time. Traffic data was therefore collected in May 2022 (further details are provided at Section 3).

SECTION 3 Surveyed Trip Generation

3.1 Survey Scope

3.1.1 A suite of traffic surveys was undertaken by an independent data collection company (Advanced Transport Research) in May 2022 on the following days:

- **Monday 2 May 2022** – A Bank Holiday in spring (i.e. a busy operational day for both uses);
- **Thursday 12 May 2022** – A ‘Typical’ Weekday in a busy month for both uses, but within school term time in a ‘neutral’ month; and
- **Saturday 14 May 2022** – A ‘Typical’ Weekend Day in a busy month for both uses, but again within school term time in a ‘neutral’ month.

3.1.2 The surveys included 12-hour (0700 – 1900) Classified Traffic Counts (CTC) undertaken at the existing Forest Lodge and Birdworld accesses on the above days.

3.2 Surveyed Trip Generation

3.2.1 **Table 3.1** and **Table 3.2** summarises the surveyed trip generation of Forest Lodge and Birdworld for:

- The highway network morning and evening peak hours on a weekday (0715 – 0815 and 1630 – 1730);
- A Saturday peak hour (1300 – 1400);
- A Bank Holiday peak hour (1115 – 1215); and
- Daily trip generation for all surveyed days between 0700 – 1900.

3.2.2 The above peak hours are similar to those assessed in previous application, albeit with the addition of a Bank Holiday peak hour. The most recent application in 2016 considered 0800 – 0900 and 1700 – 1800 on a weekday, as well as 1115 – 1215 on a Saturday.

Table 3.1: Forest Lodge Surveyed Peak Trip Generation

Forest Lodge	Weekday			Weekend			Bank Holiday		
	Arr.	Dep.	Two-way	Arr.	Dep.	Two-way	Arr.	Dep.	Two-way
Weekday AM Peak (0715-0815)	28	0	28	-	-	-	-	-	-
Weekday PM Peak (1630-1730)	27	50	77	-	-	-	-	-	-
Saturday Peak (1300-1400)	-	-	-	118	130	248	-	-	-
Bank Holiday Peak (1115-1215)	-	-	-	-	-	-	171	134	305
12hr Daily (0700-1900)	584	567	1,151	851	855	1,706	934	933	1,867

Source: A-T-R Traffic Surveys, May 2022

Table 3.2: Birdworld Surveyed Peak Trip Generation

Birdworld	Weekday			Weekend			Bank Holiday		
	Arr.	Dep.	Two-way	Arr.	Dep.	Two-way	Arr.	Dep.	Two-way
Weekday AM Peak (0715-0815)	2	1	3	-	-	-	-	-	-
Weekday PM Peak (1630-1730)	1	5	6	-	-	-	-	-	-
Saturday Peak (1300-1400)	-	-	-	29	32	61	-	-	-
Bank Holiday Peak (1115-1215)	-	-	-	-	-	-	76	11	87
12hr Daily (0700-1900)	94	94	188	242	242	484	355	355	710

Source: A-T-R Traffic Surveys, May 2022

3.2.3 The surveyed trip numbers across a day are also set out in **Annex B**. The raw traffic data is available on request.

3.2.4 The surveyed Forest Lodge and Birdworld trip generation set out in **Table 3.1** and **Table 3.2** at the site access junctions is shown on the following figures:

- **Figure 3.1** – Weekday AM Peak Hour (0715 – 0815);
- **Figure 3.2** – Weekday PM Peak Hour (1630 – 1730);
- **Figure 3.3** – Weekend Peak Hour (1300 – 1400); and
- **Figure 3.4** – Bank Holiday Peak Hour (1115 – 1215).

SECTION 4 Trip Generation Assessment Scenarios

4.1 Overview

4.1.1 Due to the seasonal variation of the site operations (detailed at Section 2), it is appropriate to consider a variety of trip generation scenarios to ensure a robust assessment. This section reviews the trip generation scenarios proposed for assessment based on the transaction/visitor data for Forest Lodge and Birdworld detailed in Section 2.

4.1.2 This section therefore:

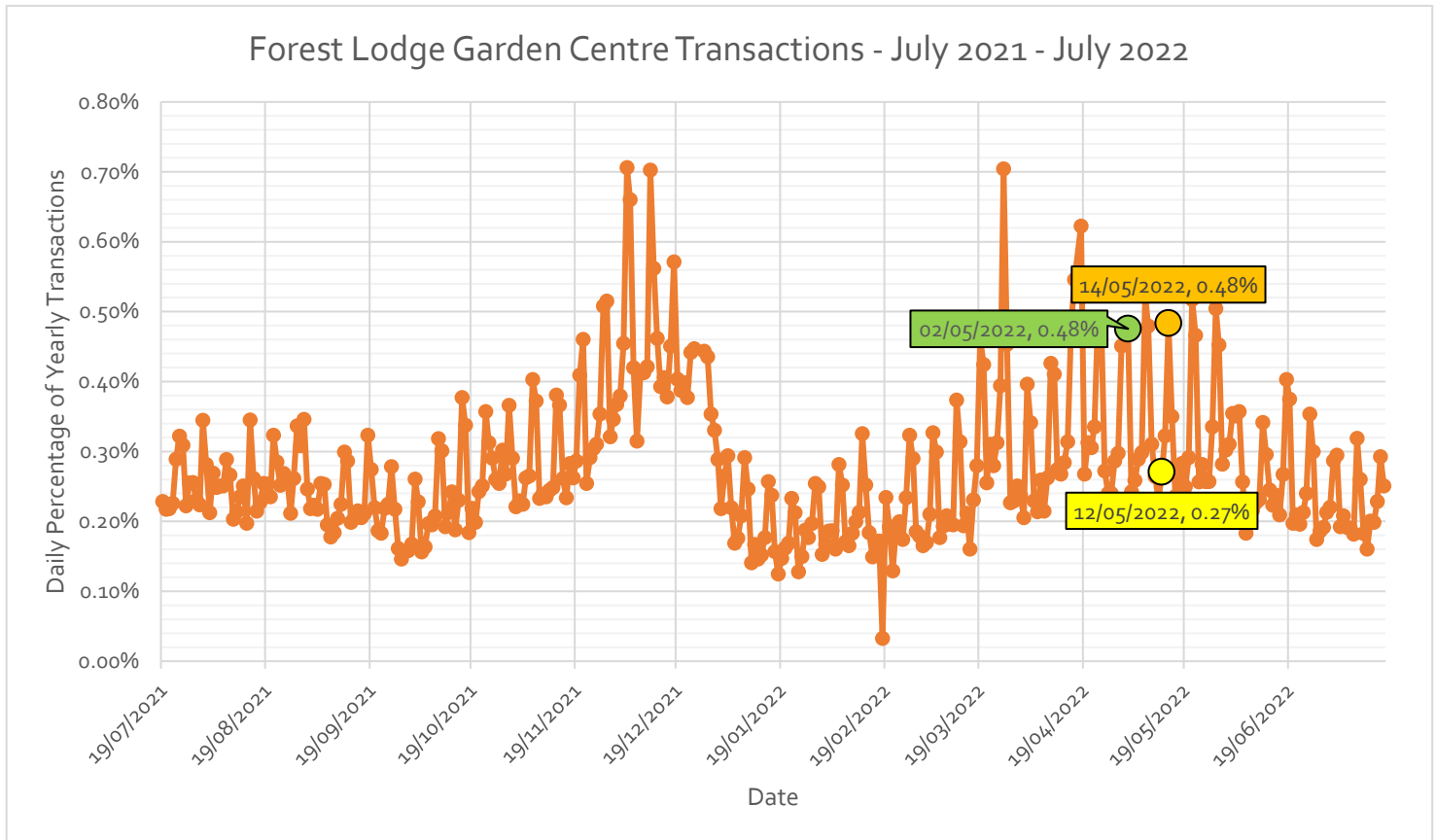
- Analyses the surveyed trip generation for Forest Lodge and Birdworld against the intensity of the sites' operations on that day (based on visitor numbers and transaction data); and
- Presents additional scenarios for assessment on a 90th percentile operational weekday and a 90th percentile operational weekday end for both sites as sensitivity tests.

4.2 Operational Analysis of Surveyed Days

Forest Lodge

4.2.1 The days on which traffic surveys were undertaken are plotted on the day-to-day Forest Lodge transaction data, along with their corresponding recorded transactions (as proportions of total annual transactions), are shown at **Graph 4.1**.

Graph 4.1: Forest Lodge Transaction Proportions – Traffic Surveys Plotted



4.2.2 **Table 4.1** summarises the Forest Lodge transaction data on the days in which traffic surveys were undertaken and details the equivalent percentile operational day at Forest Lodge (based on July 2021 – July 2022 data).

Table 4.1: Forest Lodge Transaction Data Percentiles on Traffic Survey Days

Key	Forest Lodge Survey Days	% of Total Annual Transactions	Percentile Operational Day (All Days)	Percentile Operational Day (Equivalent Days*)	
	Bank Holiday Monday	02/05/2022	0.475%	95%	-
	Typical Weekday – Thursday	12/05/2022	0.271%	60%	76%
	Typical Weekend – Saturday	14/05/2022	0.483%	96%	86%

Note: *Equivalent Days = Percentile of Weekdays and Percentile of Weekend Days Only. Percentile of Bank Holidays only not provided as the data sample is too small.

4.2.3 **Table 4.1** demonstrates that:

- The Bank Holiday on Monday 2 May 2022 was a 95th percentile operational day at Forest Lodge (taking into account all days) and therefore the traffic data collected over robustly represents an extremely busy day at the site;

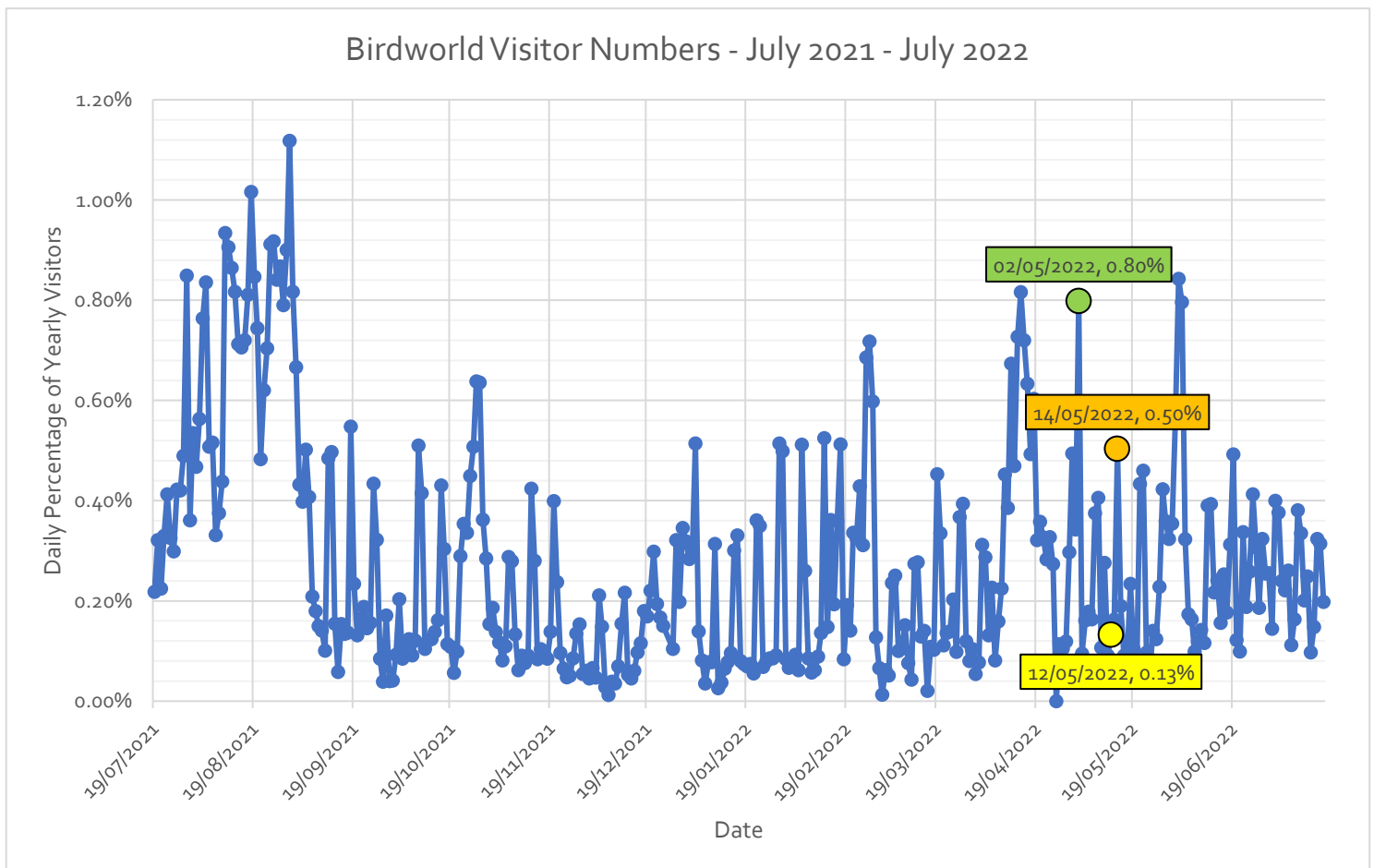
- Thursday 12 May 2022 was a 76th percentile operational day (considering weekdays only). The traffic data collected on this day therefore robustly represents a typical busy weekday at Forest lodge; and
- Saturday 14 May 2022 was an 86th percentile operational day at weekends. The traffic data collected on this day therefore represents a busy operational, 85th percentile Saturday at Forest Lodge.

4.2.4 Full calculations are included as **Annex C**.

Birdworld

4.2.5 The days on which traffic surveys were undertaken are plotted on the day-to-day Birdworld visitor numbers as shown at **Graph 4.2** (again as proportions).

Graph 4.2: Birdworld Visitor Number Proportions – Traffic Surveys Plotted



4.2.6 **Table 4.2** summarises the Birdworld visitor on the days in which traffic surveys were undertaken and details the equivalent percentile operational day at Birdworld (based on July 2021 – July 2022 data).

Table 4.2: Birdworld Visitor Data Percentiles on Traffic Survey Days

Key	Birdworld Survey Days		% of Total Annual Visitor Numbers	Percentile of All Days	Percentile of Equivalent Days*
	Bank Holiday Monday	02/05/2022	0.798%	95%	86%
	Typical Weekday - Thursday	12/05/2022	0.132%	35%	48%
	Typical Weekend - Saturday	14/05/2022	0.503%	86%	86%

Note: *Equivalent Days = Percentile of Weekdays and Percentile of Weekend Days Only. Percentile of Bank Holidays only not provided as the data sample is too small.

4.2.7 **Table 4.2** demonstrates that:

- The Bank Holiday on Monday 2 May 2022 was a 95th percentile operational day at Birdworld (taking into account all days) and therefore the traffic data collected over robustly represents an extremely busy day at Birdworld;
- Thursday 12 May 2022 was a 48th percentile operational day (considering weekdays only). The traffic data collected on this day therefore accurately represents a typical average weekday at Birdworld; and
- Saturday 14 May 2022 was an 86th percentile operational day at weekends. The traffic data collected on this day therefore accurately represents a busy operational Saturday at Birdworld.

4.2.8 Full calculations are included at **Annex D**.

Summary

4.2.9 The above analyses demonstrate that assessing the trip generation of the development based on the surveyed traffic data will provide a robust assessment for the following days:

- A typical/average weekday (allows for a 75th percentile operational weekday at Forest Lodge and a 48th percentile operational weekday at Birdworld);
- A busy/typical Saturday (allows for an 86th percentile operational weekend day at both Birdworld and Forest Lodge); and
- An extremely busy Bank Holiday at both Forest Lodge and Birdworld.

4.2.10 However, in order to add an additional level of robustness, it is also proposed to assess the following trip generation scenarios as sensitivity tests:

- A 90th percentile weekday operation at both Birdworld and Forest Lodge; and
- A 90th percentile weekend day operation at both Birdworld and Forest Lodge on a Saturday.

4.2.11 Detail/analysis on the sensitivity tests is provided at the next section.

4.3 90th Percentile Sensitivity Tests – Weekday and Saturday

Forest Lodge

4.3.1 **Table 4.3** summarises the percentile operation (equivalent to transaction numbers as proportions) of the surveyed days at Forest Lodge and notes the date and corresponding transaction numbers (as proportions) for the 90th percentile operational weekday and weekend days.

Table 4.3: Forest Lodge Percentile Operation Summary

Survey Days	% of Total Annual Transactions	Percentile of Equivalent Days*
Typical Weekday Surveyed Thursday (12/05/2022)	0.271%	76%
90th %tile Weekday	0.329%	90%
Typical Weekend Surveyed Saturday (14/05/2022)	0.483%	86%
90th %tile Weekend Day	0.508%	90%

Note: *Equivalent Days = Weekdays Only and Weekend Days Only

4.3.2 Factors can therefore be generated from proportion of transactions and applied to the surveyed day trip generation to derive the estimated trip generation of the current site on a 90th percentile weekday and a 90th percentile weekend day. The factors are as follows:

- Surveyed Thursday to 90th percentile weekday: $0.329/0.271 = 1.22$
- Surveyed Saturday to 90th percentile weekday: $0.508/0.483 = 1.05$

4.3.3 The above factors have been applied to the observed weekday and Saturday trips detailed in **Table 3.1**. **Table 4.4** summarises the estimated trip generation of the current Forest Lodge site on a 90th percentile operational weekday and Saturday.

Table 4.4: Forest Lodge Estimated 90th Percentile Trip Generation (Current Site) – Sensitivity Test

Forest Lodge	90 th Percentile Weekday			90 th Percentile Weekend		
	Arr.	Dep.	Two-way	Arr.	Dep.	Two-way
Weekday AM Peak (0715-0815)	34	0	34	-	-	-
Weekday PM Peak (1630-1730)	33	61	94	-	-	-
Saturday Peak (1300-1400)	-	-	-	124	137	261
12hr Daily (0700-1900)	710	689	1,399	895	899	1,794

Source: Consultant's Calculations

Birdworld

4.3.4 **Table 4.5** summarises the percentile operation (equivalent to proportional visitor numbers) of the surveyed days at Birdworld and notes the date and corresponding visitor number proportions for the 90th percentile operational weekday and weekend days.

Table 4.5: Birdworld Percentile Operation Summary

Survey Days	% of Total Annual Visitor Numbers	Percentile of Equivalent Days*
Typical Weekday Surveyed Thursday (12/05/2022)	0.132%	48%
90th %tile Weekday	0.563%	90%
Typical Weekend Surveyed Saturday (14/05/2022)	0.503%	86%
90th %tile Weekend Day	0.525%	90%

Note: *Equivalent Days = Bank Holidays, Weekdays and Weekend Days

4.3.5 Factors can therefore be generated from number of visitors and applied to the surveyed day trip generation to derive the estimated trip generation of the current site on a 90th percentile weekday and a 90th percentile weekend day. The factors are as follows:

- Surveyed Thursday to 90th percentile weekday: $0.563 / 0.132 = 4.25$
- Surveyed Saturday to 90th percentile weekday: $0.525 / 0.503 = 1.04$

4.3.6 The above factors have been applied to the recorded weekday and Saturday trips detailed in **Table 3.1**. **Table 4.6** summarises the estimated trip generation of the current Forest Lodge site on a 90th percentile operational weekday and Saturday.

Table 4.6: Birdworld Estimated 90th Percentile Trip Generation (Current Site) – Sensitivity Test

Forest Lodge	90 th Percentile Weekday			90 th Percentile Weekend		
	Arr.	Dep.	Two-way	Arr.	Dep.	Two-way
Weekday AM Peak (0715-0815)	9	4	13	-	-	-
Weekday PM Peak (1630-1730)	4	21	26	-	-	-
Saturday Peak (1300-1400)	-	-	-	30	33	63
12hr Daily (0700-1900)	400	400	799	252	252	504

Source: Consultant's Calculations

4.4 Summary of Assessment Scenarios

4.4.1 Further to the above analyses, it is therefore proposed to assess the trip generation of the proposed development for the following scenarios:

- A typical/average weekday during the morning and evening peak hours (based on the recorded survey data at Birdworld and Forest Lodge). This is equivalent to a 75th percentile operational weekday at Forest Lodge and a 48th percentile operational weekday at Birdworld;
- A busy/typical Saturday peak hour (based on the recorded survey data at Birdworld and Forest Lodge). This is equivalent to an 86th percentile operational weekend day at both Birdworld and Forest Lodge;
- A busy Bank Holiday at both Forest Lodge and Birdworld (based on the recorded survey data at Birdworld and Forest Lodge);
- A 90th percentile operational weekday sensitivity test at both sites during the morning and evening peak hours (derived from factoring the surveyed traffic to a 90th percentile operational weekday); and
- A 90th percentile operational weekend day sensitivity test at both sites during the Saturday peak hour (derived from factoring the surveyed traffic to a 90th percentile operational weekend day)

4.4.2 The trip generation of the current Forest Lodge and Birdworld sites is summarised in **Tables 4.7** and **4.8**.

Table 4.7: Trip Generation – Current Forest Lodge Site

Scenario		AM Peak (0715 – 0815)	PM Peak (1630 – 1730)	Saturday Peak (1300 – 1400)	Bank Holiday Peak (1115 – 1215)	Daily (0700 – 1900)
Typical Average Weekday	Arr	28	27	-	-	584
	Dep	0	50	-	-	567
	TOTAL	28	77	-	-	1,151
90 th Percentile Sensitivity Test Weekday (estimated)	Arr	34	33	-	-	710
	Dep	0	61	-	-	689
	TOTAL	34	94	-	-	1,399
Typical Busy Saturday	Arr	-	-	118	-	851
	Dep	-	-	130	-	855
	TOTAL	-	-	248	-	1,706
	Arr	-	-	124	-	895

Scenario		AM Peak (0715 – 0815)	PM Peak (1630 – 1730)	Saturday Peak (1300 – 1400)	Bank Holiday Peak (1115 – 1215)	Daily (0700 – 1900)
90 th Percentile Sensitivity Test Weekend (estimated)	Dep	-	-	137	-	899
	TOTAL	-	-	261	-	1,794
Bank Holiday	Arr	-	-	-	171	934
	Dep	-	-	-	134	933
	TOTAL	-	-	-	305	1,867

Source: Survey Data and Consultant's Calculations (**Annex E**)

Table 4.8: Trip Generation – Current Birdworld Site

Scenario		AM Peak (0715 – 0815)	PM Peak (1630 – 1730)	Saturday Peak (1300 – 1400)	Bank Holiday Peak (1115 – 1215)	Daily (0700 – 1900)
Typical Average Weekday	Arr	2	1	-	-	94
	Dep	1	5	-	-	94
	TOTAL	3	6	-	-	188
90 th Percentile Sensitivity Test Weekday (estimated)	Arr	9	4	-	-	400
	Dep	4	22	-	-	400
	TOTAL	13	26	-	-	800
Typical Busy Saturday	Arr	-	-	29	-	242
	Dep	-	-	32	-	242
	TOTAL	-	-	61	-	484
90 th Percentile Sensitivity Test Weekend (estimated)	Arr	-	-	30	-	252
	Dep	-	-	33	-	252
	TOTAL	-	-	63	-	404
Bank Holiday	Arr	-	-	-	76	355
	Dep	-	-	-	11	355
	TOTAL	-	-	-	87	710

Source: Survey Data and Consultant's Calculations (**Annex E**)

4.4.3 Full calculations are included in **Annex E**.

SECTION 5 Trip Generation – Proposed Development

5.1 Overview

5.1.1 This section sets out the trip generation of the proposed development, allowing for the proposed expansion of both the Forest Lodge and Birdworld operations. The trip generation of the proposed expansion has been derived from the predicted increase in transactions and visitor numbers.

5.2 Forest Lodge

5.2.1 As a result of the proposed expansion, data provided by Haskins predicts that the number of customer transactions at Forest Lodge will increase by 78% (a factor of 1.78).

5.2.2 This factor has been applied to the current trip generation of Forest Lodge (detailed in **Table 4.7**) for all scenarios. The estimated trip generation of the expanded Forest Lodge site is for the assessment hours is detailed in **Table 5.1**. Full calculations are included at **Annex F**.

Table 5.1: Total Trip Generation – Proposed Forest Lodge Expansion

Scenario		AM Peak (0715 – 0815)	PM Peak (1630 – 1730)	Saturday Peak (1300 – 1400)	Bank Holiday Peak (1115 – 1215)	Daily (0700 – 1900)
Typical Average Weekday	Arr	50	48	-	-	1,040
	Dep	0	89	-	-	1,009
	TOTAL	50	137	-	-	2,049
90 th Percentile Sensitivity Test Weekday	Arr	61	58	-	-	1,263
	Dep	0	108	-	-	1,227
	TOTAL	61	166	-	-	2,490
Typical Busy Saturday	Arr	-	-	210	-	1,515
	Dep	-	-	231	-	1,522
	TOTAL	-	-	441	-	3,037
90 th Percentile Sensitivity Test Weekend	Arr	-	-	221	-	1,593
	Dep	-	-	243	-	1,600
	TOTAL	-	-	464	-	3,193
Bank Holiday	Arr	-	-	-	304	1,663
	Dep	-	-	-	239	1,661
	TOTAL	-	-	-	543	3,324

Source: Survey Data and Consultant's Calculations (**Annex F**)

5.3 Birdworld

5.3.1 As a result of the proposed development, data provided by Haskins predicts that the annual number of Birdworld visitors will increase from by 114% (a factor of 2.14). This factor has been applied to the current trip generation of Birdworld (detailed in **Table 4.8**). The estimated trip generation of the expanded Forest Lodge site is for the assessment hours is detailed in **Table 5.2**.

Table 5.2: Total Trip Generation – Proposed Birdworld Expansion

Scenario		AM Peak (0715 – 0815)	PM Peak (1630 – 1730)	Saturday Peak (1300 – 1400)	Bank Holiday Peak (1115 – 1215)	Daily (0700 – 1900)
Typical Average Weekday	Arr	4	2	-	-	201
	Dep	2	11	-	-	201
	TOTAL	6	13	-	-	402
90 th Percentile Sensitivity Test Weekday	Arr	18	9	-	-	855
	Dep	9	46	-	-	855
	TOTAL	27	55	-	-	1,710
Typical Busy Saturday	Arr	-	-	62	-	518
	Dep	-	-	69	-	518
	TOTAL	-	-	131	-	1,036
90 th Percentile Sensitivity Test Weekend	Arr	-	-	65	-	539
	Dep	-	-	71	-	539
	TOTAL	-	-	136	-	1,078
Bank Holiday	Arr	-	-	-	163	760
	Dep	-	-	-	24	760
	TOTAL	-	-	-	187	1,519

Source: Survey Data and Consultant's Calculations (**Annex F**)

5.4 Cross-Visitation and Pass-by Trips

5.4.1 It is recognised that there will be an element of cross-visitation between the proposed site uses (i.e. visitors/customers who use both the Forest Lodge and Birdworld sites). Previous data collected at Forest Lodge and Birdworld indicated that 22% of weekday and 27% of weekend Birdworld visitors also visited the garden centre (i.e. cross-visitation).

5.4.2 However, at this stage, no further assessment on this matter is proposed as:

- This will ensure a very robust assessment (i.e. no trips are discounted); and
- The traffic surveys at the sites are likely to have accounted for some of the cross-visitation through either:
 - Vehicles exiting one site and then entering another; or
 - Visitors exiting their vehicle at one site and then walking to the other site.

5.4.3 It is also recognised that there will be a number of pass-by trips to the sites from vehicles already on the local highway network. Previous data collected at Forest Lodge indicated that 13% of weekday trips and 21% of weekend trips to Forest Lodge are pass-by (negligible pass-by trips to Birdworld were recorded).

5.4.4 As with cross-visitation, no further assessment on this matter is proposed at this stage as:

- This will ensure a very robust assessment (i.e. no trips are discounted); and
- The traffic surveys will have recorded any pass-by trips entering the site as these will have been inherent in the data collection at the site accesses by turning in or out of the site, although it is noted that the actual number of pass-by trips is an unknown.

5.5 Summary of Trip Generation

5.5.1 **Table 5.3** summarises the total estimated trip generation of the proposed Forest Lodge and Birdworld expansions (i.e. **Table 5.1** plus **Table 5.2**).

Table 5.3: Total Trip Generation – Proposed Forest and Birdworld Expansion

Scenario		AM Peak (0715 – 0815)	PM Peak (1630 – 1730)	Saturday Peak (1300 – 1400)	Bank Holiday Peak (1115 – 1215)	Daily (0700 – 1900)
Typical Average Weekday	Arr	54	50	-	-	1,241
	Dep	2	100	-	-	1,210
	TOTAL	56	150	-	-	2,451
90 th Percentile Sensitivity Test Weekday	Arr	79	67	-	-	2,118
	Dep	9	154	-	-	2,082
	TOTAL	88	220	-	-	4,200
Typical Busy Saturday	Arr	-	-	272	-	2,033
	Dep	-	-	300	-	2,040
	TOTAL	-	-	572	-	4,073
90 th Percentile Sensitivity Test Weekend	Arr	-	-	286	-	2,132
	Dep	-	-	314	-	2,139
	TOTAL	-	-	600	-	4,271
Bank Holiday	Arr	-	-	-	467	2,423
	Dep	-	-	-	262	2,421
	TOTAL	-	-	-	729	4,844

Source: Survey Data and Consultant's Calculations (**Annex F**)

SECTION 6 Summary

6.1 Overview

6.1.1 This note sets out the predicted traffic generation of the proposed redevelopment of the Forest Lodge Garden Centre ('Forest Lodge') and Birdworld. This is based on analysis of:

- The seasonality of the operation and both Forest Lodge and Birdworld;
- Recorded traffic survey data collected in May 2022; and
- The predicted increase in transactions/visitor numbers as a result of the proposed redevelopment.

6.2 Seasonality of Site uses

6.2.1 Both Forest Lodge and Birdworld are subject to seasonal variations in their operations due to the nature of the site uses. The garden centre operation at Forest Lodge is busiest primarily at weekends or Bank Holidays in the Spring or during the run-up to Christmas whilst as an outdoor tourist attraction Birdworld is busiest primarily during the school holidays and at weekends during the Spring/Summer months.

6.2.2 The traffic generation assessment of both site uses took into account their seasonal variations throughout the year, considering the implications of traffic generation during 'typical' weekday peak hours on the local highway network as well as traffic generation at busy times operational times of either/both uses (e.g. at Bank Holidays and Weekends).

6.2.3 Due to the differing nature of site operations between Forest Lodge and Birdworld, the peaks of uses vary at different times of the year, however, May is a 'busy' month for both uses within school term time. Traffic data was therefore collected in May 2022.

6.3 Surveyed Trip Generation

6.3.1 A suite of traffic surveys was undertaken by an independent data collection company (Advanced Transport Research) in May 2022 on the following days:

- **Monday 2 May 2022** – A Bank Holiday (i.e. a busy operational day for both uses);
- **Thursday 12 May 2022** – A 'Typical' Weekday in a busy month for both uses, but within school term time in a 'neutral' month; and
- **Saturday 14 May 2022** – A 'Typical' Weekend Day in a busy month for both uses, but again within school term time in a 'neutral' month.

6.3.2 The surveys included 12-hour (0700-1900) Classified Traffic Counts (CTC) undertaken at the existing Forest Lodge and Birdworld accesses on the above days.

6.4 Trip Generation Assessment Scenarios

6.4.1 Due to the seasonal variations of the site operations, it is appropriate to consider a variety of trip generation scenarios and consider the trip generation scenarios for assessment based on the transaction/visitor data for Forest Lodge and Birdworld.

6.4.2 As well as assessing the surveyed Bank Holiday, typical weekday and typical weekend day trip generation, sensitivity tests have been undertaken for a 90th percentile operational weekday and a 90th percentile operational weekday end for both sites.

6.5 Trip Generation – Proposed Development

6.5.1 The trip generation of the proposed expansion has been derived from the predicted increase in transactions and visitor numbers.

6.5.2 As a result of the proposed expansion, data provided by Haskins predicts that the number of customer transactions at Forest Lodge and will increase by 78% increase (a factor of 1.78) and that the annual number of Birdworld visitors will increase by 114% increase (a factor of 2.14).

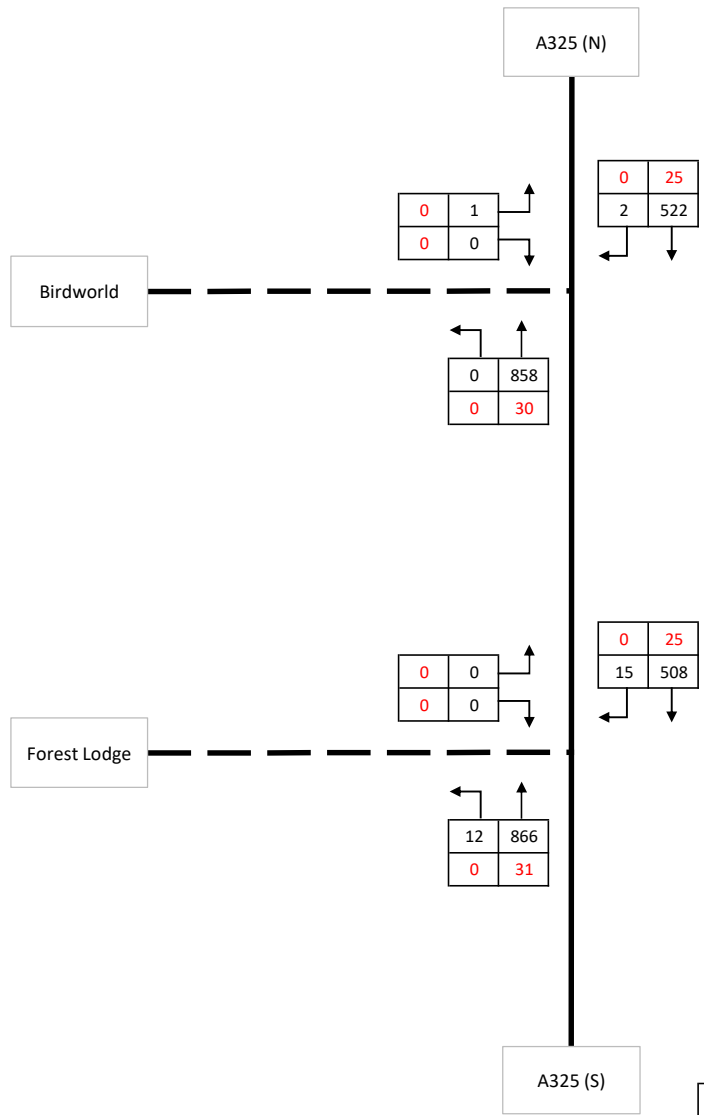
6.5.3 **Table 6.1** summarises the total estimated trip generation of the proposed Forest Lodge and Birdworld expansions, applying the transactions and visitor number growth factors to bank holiday, typical weekday and typical weekend day trip generation and 90th percentile sensitivity test operational weekday and a 90th percentile sensitivity test operational weekday scenarios.


Table 6.1: Total Trip Generation – Proposed Forest and Birdworld Expansion

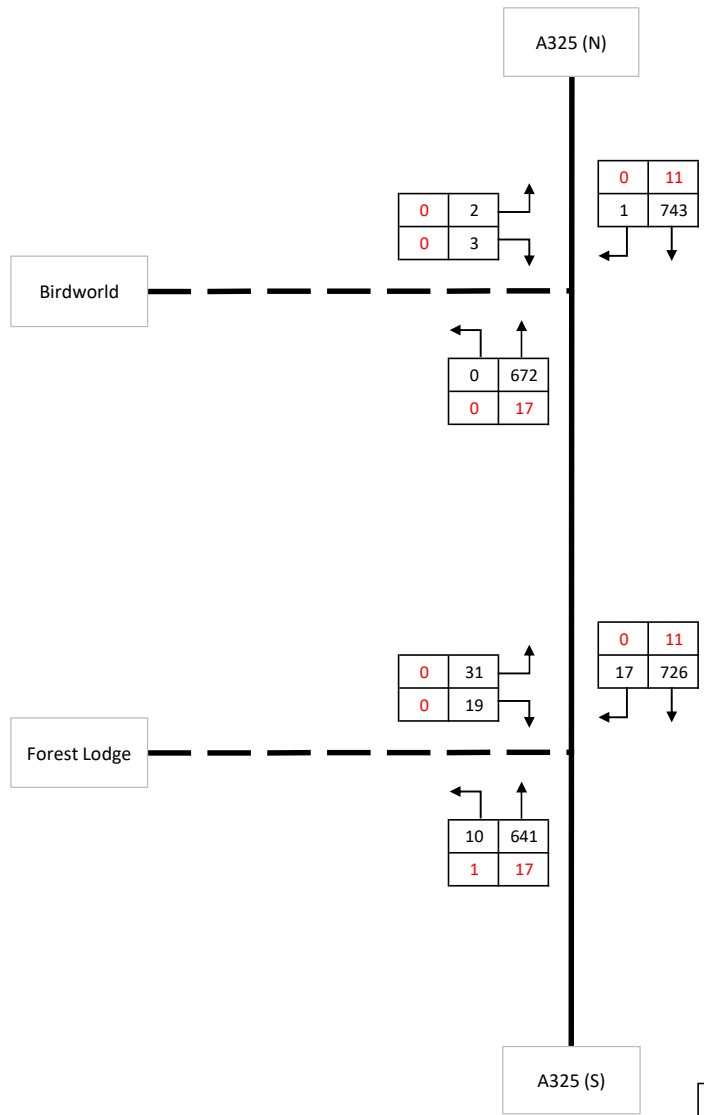
Scenario		AM Peak (0715 – 0815)	PM Peak (1630 – 1730)	Saturday Peak (1300 – 1400)	Bank Holiday Peak (1115 – 1215)	Daily (0700 – 1900)
Typical Average Weekday	Arr	54	50	-	-	1,241
	Dep	2	100	-	-	1,210
	TOTAL	56	150	-	-	2,451
90 th Percentile Weekday	Arr	79	67	-	-	2,118
	Dep	9	154	-	-	2,082
	TOTAL	88	220	-	-	4,200
Typical Busy Saturday	Arr	-	-	272	-	2,033
	Dep	-	-	300	-	2,040
	TOTAL	-	-	572	-	4,073
90 th Percentile Weekend	Arr	-	-	286	-	2,132
	Dep	-	-	314	-	2,139
	TOTAL	-	-	600	-	4,271
Bank Holiday	Arr	-	-	-	467	2,423
	Dep	-	-	-	262	2,421
	TOTAL	-	-	-	729	4,844


Source: Survey Data and Consultant's Calculations (**Annex F**)

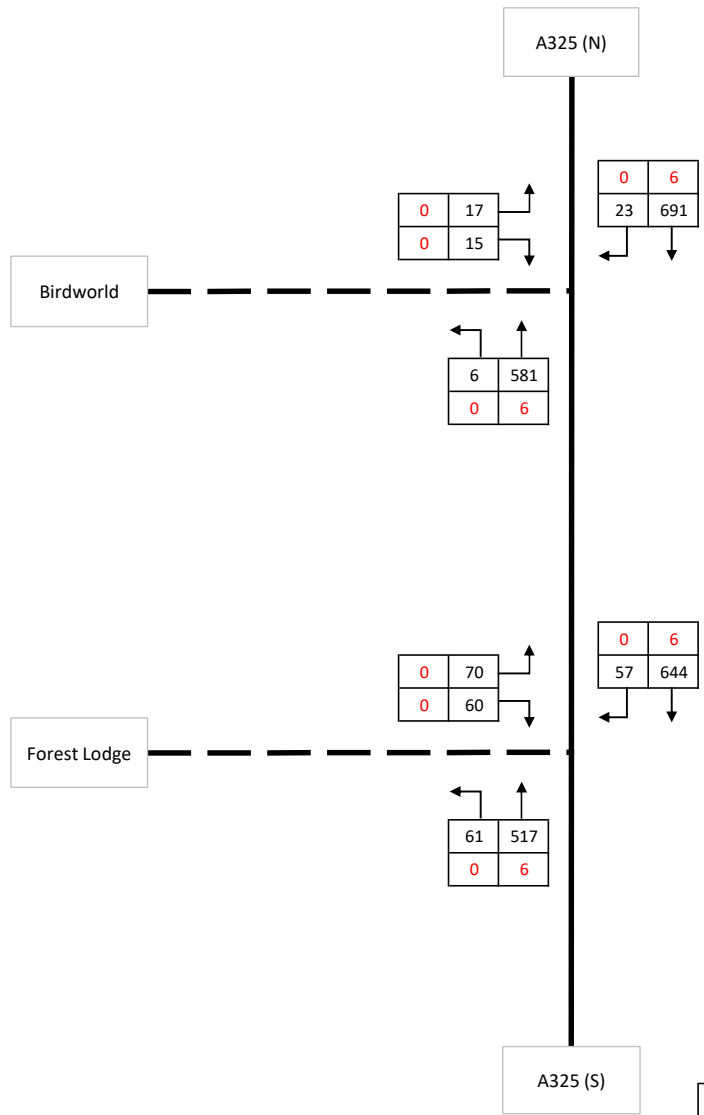
FIGURES



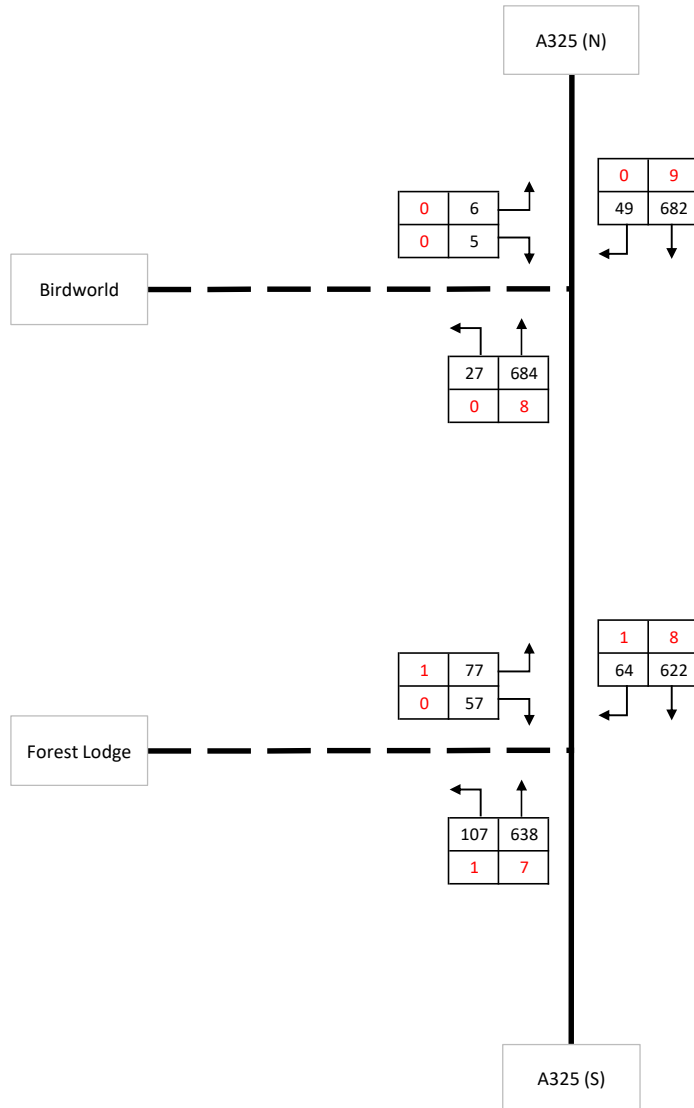
<p>KEY</p> <p>500 = TOTAL VEHICLES</p> <p>25 = HGVs</p>		The Square, Basing View, Basingstoke, RG21 4EB Tel: 01256 637940 www.i-transport.co.uk
	Forest Lodge Garden Centre and Birdworld Observed Flows	
	Figure 3.1	
	2022 Observed Weekday AM Peak Hour (0715-0815)	




<p>KEY</p> <p>500 = TOTAL VEHICLES</p> <p>25 = HGVs</p>		The Square, Basing View, Basingstoke, RG21 4EB Tel: 01256 637940 www.i-transport.co.uk
	Forest Lodge Garden Centre and Birdworld Observed Flows	
	Figure 3.2	
	2022 Observed Weekday PM Peak Hour (1630-1730)	



<p>KEY</p> <p>500 = TOTAL VEHICLES</p> <p>25 = HGVs</p>		The Square, Basing View, Basingstoke, RG21 4EB Tel: 01256 637940 www.i-transport.co.uk
	Forest Lodge Garden Centre and Birdworld Observed Flows	
	Figure 3.3	
	2022 Observed Saturday Peak Hour (1300-1400)	



<p>KEY</p> <p>500 = TOTAL VEHICLES</p> <p>25 = HGVs</p>		The Square, Basing View, Basingstoke, RG21 4EB Tel: 01256 637940 www.i-transport.co.uk
	Forest Lodge Garden Centre and Birdworld Observed Flows	
	Figure 3.4	
	2022 Observed Bank Holiday Peak Hour (1115 - 1215)	

**ANNEX A – FOREST LODGE AND BIRDWORLD
TRANSACTION AND VISITOR NUMBERS**

Year	Week	Date	Forest Lodge Transactions	Birdworld Visitors	Year	Week	Date	Forest Lodge Transactions	Birdworld Visitors	Year	Week	Date	Forest Lodge Transactions	Birdworld Visitors
2021/22	44	1st January	0.22%	0.29%	2022/23	11	15th May	0.35%	0.19%	2021/22	28	8th September	0.18%	0.15%
2021/22	44	2nd January	0.27%	0.31%	2022/23	12	16th May	0.24%	0.09%	2021/22	28	9th September	0.20%	0.14%
2021/22	45	3rd January	0.29%	0.52%	2022/23	12	17th May	0.27%	0.09%	2021/22	28	10th September	0.22%	0.10%
2021/22	45	4th January	0.22%	0.14%	2022/23	12	18th May	0.28%	0.24%	2021/22	28	11th September	0.30%	0.49%
2021/22	45	5th January	0.17%	0.08%	2022/23	12	19th May	0.25%	0.11%	2021/22	28	12th September	0.29%	0.50%
2021/22	45	6th January	0.18%	0.04%	2022/23	12	20th May	0.29%	0.05%	2021/22	29	13th September	0.20%	0.16%
2021/22	45	7th January	0.21%	0.08%	2022/23	12	21st May	0.52%	0.44%	2021/22	29	14th September	0.20%	0.06%
2021/22	45	8th January	0.29%	0.08%	2022/23	12	22nd May	0.47%	0.46%	2021/22	29	15th September	0.22%	0.15%
2021/22	45	9th January	0.25%	0.32%	2022/23	13	23rd May	0.26%	0.10%	2021/22	29	16th September	0.21%	0.13%
2021/22	46	10th January	0.14%	0.03%	2022/23	13	24th May	0.28%	0.05%	2021/22	29	17th September	0.21%	0.14%
2021/22	46	11th January	0.17%	0.04%	2022/23	13	25th May	0.26%	0.14%	2021/22	29	18th September	0.32%	0.55%
2021/22	46	12th January	0.15%	0.07%	2022/23	13	26th May	0.26%	0.12%	2021/22	29	19th September	0.27%	0.24%
2021/22	46	13th January	0.15%	0.08%	2022/23	13	27th May	0.34%	0.23%	2021/22	30	20th September	0.22%	0.13%
2021/22	46	14th January	0.18%	0.10%	2022/23	13	28th May	0.50%	0.42%	2021/22	30	21st September	0.19%	0.16%
2021/22	46	15th January	0.26%	0.30%	2022/23	13	29th May	0.45%	0.36%	2021/22	30	22nd September	0.18%	0.19%
2021/22	46	16th January	0.24%	0.33%	2022/23	14	30th May	0.28%	0.33%	2021/22	30	23rd September	0.22%	0.15%
2021/22	47	17th January	0.16%	0.08%	2022/23	14	31st May	0.30%	0.36%	2021/22	30	24th September	0.22%	0.16%
2021/22	47	18th January	0.13%	0.07%	2022/23	14	1st June	0.31%	0.57%	2021/22	30	25th September	0.28%	0.44%
2021/22	47	19th January	0.15%	0.07%	2022/23	14	2nd June	0.35%	0.85%	2021/22	30	26th September	0.22%	0.32%
2021/22	47	20th January	0.16%	0.07%	2022/23	14	3rd June	0.35%	0.80%	2021/22	31	27th September	0.16%	0.08%
2021/22	47	21st January	0.17%	0.06%	2022/23	14	4th June	0.36%	0.32%	2021/22	31	28th September	0.15%	0.04%
2021/22	47	22nd January	0.23%	0.36%	2022/23	14	5th June	0.26%	0.17%	2021/22	31	29th September	0.16%	0.17%
2021/22	47	23rd January	0.21%	0.35%	2022/23	15	6th June	0.18%	0.16%	2021/22	31	30th September	0.16%	0.04%
2021/22	48	24th January	0.13%	0.07%	2022/23	15	7th June	0.22%	0.10%	2021/22	31	1st October	0.17%	0.04%
2021/22	48	25th January	0.15%	0.08%	2022/23	15	8th June	0.22%	0.12%	2021/22	31	2nd October	0.26%	0.09%
2021/22	48	26th January	0.19%	0.09%	2022/23	15	9th June	0.23%	0.14%	2021/22	31	3rd October	0.23%	0.20%
2021/22	48	27th January	0.18%	0.09%	2022/23	15	10th June	0.23%	0.12%	2021/22	32	4th October	0.16%	0.08%
2021/22	48	28th January	0.20%	0.09%	2022/23	15	11th June	0.34%	0.39%	2021/22	32	5th October	0.16%	0.11%
2021/22	48	29th January	0.25%	0.52%	2022/23	15	12th June	0.30%	0.39%	2021/22	32	6th October	0.20%	0.12%
2021/22	48	30th January	0.25%	0.50%	2022/23	16	13th June	0.25%	0.22%	2021/22	32	7th October	0.20%	0.09%
2021/22	49	31st January	0.15%	0.08%	2022/23	16	14th June	0.22%	0.24%	2021/22	32	8th October	0.21%	0.12%
2021/22	49	1st February	0.17%	0.07%	2022/23	16	15th June	0.24%	0.16%	2021/22	32	9th October	0.32%	0.51%
2021/22	49	2nd February	0.19%	0.08%	2022/23	16	16th June	0.21%	0.25%	2021/22	32	10th October	0.30%	0.42%
2021/22	49	3rd February	0.19%	0.09%	2022/23	16	17th June	0.27%	0.18%	2021/22	33	11th October	0.19%	0.10%
2021/22	49	4th February	0.16%	0.06%	2022/23	16	18th June	0.40%	0.31%	2021/22	33	12th October	0.21%	0.12%
2021/22	49	5th February	0.28%	0.51%	2022/23	16	19th June	0.38%	0.49%	2021/22	33	13th October	0.24%	0.12%
2021/22	49	6th February	0.25%	0.26%	2022/23	17	20th June	0.20%	0.12%	2021/22	33	14th October	0.19%	0.14%
2021/22	50	7th February	0.17%	0.09%	2022/23	17	21st June	0.21%	0.10%	2021/22	33	15th October	0.23%	0.16%
2021/22	50	8th February	0.17%	0.06%	2022/23	17	22nd June	0.20%	0.34%	2021/22	33	16th October	0.38%	0.43%
2021/22	50	9th February	0.18%	0.06%	2022/23	17	23rd June	0.21%	0.19%	2021/22	33	17th October	0.34%	0.30%
2021/22	50	10th February	0.20%	0.09%	2022/23	17	24th June	0.24%	0.26%	2021/22	34	18th October	0.18%	0.11%
2021/22	50	11th February	0.21%	0.14%	2022/23	17	25th June	0.35%	0.41%	2021/22	34	19th October	0.22%	0.11%
2021/22	50	12th February	0.33%	0.53%	2022/23	17	26th June	0.30%	0.31%	2021/22	34	20th October	0.20%	0.06%
2021/22	50	13th February	0.25%	0.15%	2022/23	18	27th June	0.17%	0.19%	2021/22	34	21st October	0.24%	0.10%
2021/22	51	14th February	0.18%	0.36%	2022/23	18	28th June	0.19%	0.33%	2021/22	34	22nd October	0.25%	0.29%
2021/22	51	15th February	0.15%	0.19%	2022/23	18	29th June	0.19%	0.26%	2021/22	34	23rd October	0.36%	0.36%
2021/22	51	16th February	0.17%	0.36%	2022/23	18	30th June	0.21%	0.26%	2021/22	34	24th October	0.31%	0.34%
2021/22	51	17th February	0.17%	0.52%	2022/23	18	1st July	0.22%	0.15%	2021/22	35	25th October	0.29%	0.45%
2021/22	51	18th February	0.03%	0.08%	2022/23	18	2nd July	0.29%	0.40%	2021/22	35	26th October	0.26%	0.51%
2021/22	51	19th February	0.23%	0.19%	2022/23	18	3rd July	0.29%	0.38%	2021/22	35	27th October	0.25%	0.64%
2021/22	51	20th February	0.19%	0.14%	2022/23	19	4th July	0.19%	0.24%	2021/22	35	28th October	0.30%	0.64%
2021/22	52	21st February	0.13%	0.34%	2022/23	19	5th July	0.21%	0.22%	2021/22	35	29th October	0.27%	0.36%
2021/22	52	22nd February	0.19%	0.33%	2022/23	19	6th July	0.19%	0.26%	2021/22	35	30th October	0.37%	0.29%
2021/22	52	23rd February	0.20%	0.43%	2022/23	19	7th July	0.19%	0.11%	2021/22	35	31st October	0.29%	0.15%
2021/22	52	24th February	0.17%	0.31%	2022/23	19	8th July	0.18%	0.16%	2021/22	36	1st November	0.22%	0.19%
2021/22	52	25th February	0.23%	0.69%	2022/23	19	9th July	0.32%	0.38%	2021/22	36	2nd November	0.23%	0.14%
2021/22	52	26th February	0.32%	0.72%	2022/23	19	10th July	0.26%	0.34%	2021/22	36	3rd November	0.22%	0.12%
2021/22	52	27th February	0.29%	0.60%	2022/23	20	11th July	0.18%	0.20%	2021/22	36	4th November	0.26%	0.08%
2022/23	1	28th February	0.19%	0.13%	2022/23	20	12th July	0.16%	0.25%	2021/22	36	5th November	0.27%	0.11%
2022/23	1	1st March	0.18%	0.07%	2022/23	20	13th July	0.20%	0.10%	2021/22	36	6th November	0.40%	0.29%
2022/23	1	2nd March	0.17%	0.01%	2022/23	20	14th July	0.20%	0.15%	2021/22	36	7th November	0.37%	0.28%
2022/23	1	3rd March	0.17%	0.06%	2022/23	20	15th July	0.23%	0.33%	2021/22	37	8th November	0.23%	0.13%
2022/23	1	4th March	0.21%	0.05%	2022/23	20	16th July	0.29%	0.32%	2021/22	37	9th November	0.24%	0.06%
2022/23	1	5th March	0.33%	0.24%	2022/23	20	17th July	0.25%	0.20%	2021/22	37	10th November	0.24%	0.09%
2022/23	1	6th March	0.30%	0.25%	2021/22	21	19th July	0.23%	0.22%	2021/22	37	11th November	0.24%	0.08%
2022/23	2	7th March	0.18%	0.10%	2021/22	21	20th July	0.22%	0.32%	2021/22	37	12th November	0.25%	0.09%
2022/23	2	8th March	0.19%	0.11%	2021/22	21	21st July	0.22%	0.23%	2021/22	37	13th November	0.38%	0.43%
2022/23	2	9th March	0.21%	0.15%	2021/22	21	22nd July	0.23%	0.33%	2021/22	37	14th November	0.37%	0.28%
2022/23	2	10th March	0.20%	0.08%	2021/22	21	23rd July	0.29%	0.41%	2021/22	38	15th November	0.26%	0.08%
2022/23	2	11th March	0.20%	0.04%	2021/22	21	24th July	0.32%	0.33%	2021/22	38	16th November	0.23%	0.10%
2022/23	2	12th March	0.37%	0.28%	2021/22	21	25th July	0.31%	0.30%	2021/22	38	17th November	0.28%	0.09%
2022/23	2	13th March	0.31%	0.28%	2021/22	22	26th July	0.22%	0.42%	2021/22	38	18th November	0.26%	0.08%
2022/23	3	14th March	0.19%	0.13%	2021/22	22	27th July	0.26%	0.42%	2021/22	38	19th November	0.29%	0.14%
2022/23	3	15th March	0.21%	0.14%	2021/22	22	28th July	0.24%	0.49%	2021/22	38	20th November	0.41%	0.40%
2022/23	3	16th March	0.16%	0.02%	2021/22	22	29th July	0.23%	0.85%	2021/22	38	21st November	0.46%	0.24%
2022/23	3	17th March	0.23%	0.11%	2021/22	22	30th July	0.22%	0.36%	2021/22	39	22nd November	0.25%	0.10%
2022/23	3	18th March	0.28%	0.10%	2021/22	22	31st July	0.34%	0.54%	2021/22	39	23rd November	0.29%	0.07%
2022/23	3	19th March	0.46%	0.46%	2021/22	22	1st August	0.28%	0.47%	2021/22	39	24th November	0.30%	0.05%
2022/23	3	20th March	0.42%	0.34%	2021/22	23	2nd August	0.21%	0.57%	2021/22	39	25th November	0.31%	0.05%
2022/23	4	21st March	0.26%	0.11%	2021/22	23	3rd August	0.27%	0.77%	2021/22	39	26th November	0.35%	0.09%
2022/23	4	22nd March	0.31%	0.14%	2021/22	23	4th August	0.25%	0.84%	2021/22	39	27th November	0.51%	0.14%
2022/23	4	23rd March	0.28%	0.14%	2021/22	23	5th August	0.25%	0.51%	2021/22	39	28th November	0.52%	0.15%
2022/23	4	24th March	0.31%	0.20%	2021/22	23	6th August	0.25%	0.52%	2021/22	40	29th November	0.32%	0.05%
2022/23	4	25th March	0.39%	0.10%	2021/22	23	7th August	0.29%	0.33%	2021/22	40	30th November	0.35%	0.06%
2022/23	4	26th March	0.70%	0.37%	2021/22	23	8th August	0.27%	0.38%	2021/22	40	1st December	0.37%	0.05%
2022/23	4	27th March	0.45%	0.40%	2021/22	24	9th August	0.20%	0.44%	2021/22	40	2nd December	0.38%	0.07%
2022/23	5	28th March	0.23%											

ANNEX B – SURVEYED DAILY TRIP GENERATION

Forest Lodge

Weekday

DEVELOPMENT VEHICLE TRIPS

Trips By 15 Minute Periods

TIME	All Vehicles		HGVS (OGV1, OG2V + PSV)			Cyclists		
	Arr	Dep	2-Way	Arr	Dep	2-Way	Arr	Dep
0700-0715	0	0	0	0	0	0	0	0
0715-0730	6	0	0	0	0	0	0	0
0730-0745	9	0	0	0	0	0	0	0
0745-0800	9	0	0	0	0	1	0	1
0800-0815	4	0	0	0	0	0	0	0
0815-0830	3	3	0	0	0	0	0	0
0830-0845	9	1	30	0	0	0	0	0
0845-0900	13	1	14	0	0	0	0	0
0900-0915	5	2	7	0	0	0	0	0
0915-0930	12	6	18	1	1	2	0	0
0930-0945	10	4	14	0	1	2	0	0
0945-1000	24	10	34	0	1	1	0	0
1000-1015	11	7	18	0	0	0	0	0
1015-1030	23	10	33	1	0	1	0	0
1030-1045	22	7	29	1	0	1	0	0
1045-1100	20	16	36	1	1	2	0	0
1100-1115	22	10	32	1	1	2	0	0
1115-1130	26	24	50	0	1	2	0	0
1130-1145	17	20	37	0	1	1	0	0
1145-1200	17	16	33	0	1	1	0	0
1200-1215	12	21	33	0	0	0	0	0
1215-1230	14	6	20	0	0	0	0	0
1230-1245	14	14	28	0	0	0	0	0
1245-1300	22	17	39	1	0	1	0	0
1300-1315	15	26	41	1	1	2	0	0
1315-1330	20	15	25	0	0	0	0	0
1330-1345	14	13	27	0	0	0	0	0
1345-1400	16	24	40	1	2	3	0	0
1400-1415	15	29	44	0	0	0	0	0
1415-1430	22	29	51	1	1	2	0	0
1430-1445	26	17	43	1	0	1	0	0
1445-1500	17	27	44	0	0	0	0	0
1500-1515	17	17	34	0	0	0	0	0
1515-1530	14	19	33	0	0	0	0	0
1530-1545	14	24	38	0	0	1	0	1
1545-1600	9	13	22	0	1	1	0	0
1600-1615	17	20	37	0	0	0	0	0
1615-1630	9	22	31	0	0	0	0	0
1630-1645	3	13	18	0	0	0	0	0
1645-1700	3	10	13	1	0	1	0	0
1700-1715	14	17	31	0	0	0	0	0
1715-1730	3	8	11	0	1	1	0	0
1730-1745	3	8	11	0	1	1	0	0
1745-1800	5	11	16	0	0	0	0	0
1800-1815	2	6	8	0	0	0	0	0
1815-1830	2	6	8	0	0	0	0	0
1830-1845	2	4	6	0	0	0	0	0
1845-1900	1	4	5	0	0	0	0	0
DAILY	584	567	1151	14	15	29	1	1

KEY: DGV TRIP GEN PEAK
 NETWORK PEAK

Trips By Rolling Hour

TIME	All Vehicles		HGVS (OGV1, OG2V + PSV)			Cyclists		
	Arr	Dep	2-Way	Arr	Dep	2-Way	Arr	Dep
0700-0800	24	0	24	0	0	0	0	0
0715-0815	28	0	28	0	0	0	1	1
0730-0830	25	3	28	0	0	0	1	1
0745-0845	25	4	29	0	0	0	1	1
0800-0900	29	5	34	0	0	0	0	0
0815-0915	30	7	37	0	0	0	0	0
0830-0930	10	10	49	1	1	2	0	0
0845-0945	40	13	53	2	2	4	0	0
0900-1000	51	22	73	2	3	5	0	0
0915-1015	57	27	84	2	3	5	0	0
0930-1030	68	31	99	2	2	4	0	0
0945-1045	80	34	114	2	1	3	0	0
1000-1100	76	40	116	3	1	4	0	0
1015-1115	87	43	130	4	2	6	0	0
1030-1130	80	57	147	4	3	7	0	0
1045-1145	85	70	155	2	4	6	0	0
1100-1200	72	70	152	2	4	6	0	0
1115-1215	82	81	163	1	3	4	0	0
1130-1230	60	63	123	0	2	2	0	0
1145-1245	57	57	114	0	1	1	0	0
1200-1300	62	58	120	1	0	1	0	0
1215-1315	65	63	128	2	1	3	0	0
1230-1330	61	72	133	2	1	3	0	0
1245-1345	61	71	132	2	1	3	0	0
1300-1400	66	78	133	2	3	5	0	0
1315-1415	54	67	121	1	2	3	0	0
1330-1430	65	81	147	2	3	5	0	0
1345-1445	78	85	163	3	3	6	0	0
1400-1500	82	83	165	2	2	4	0	0
1415-1515	85	85	167	2	2	4	0	0
1430-1530	74	75	149	1	1	2	0	0
1445-1545	62	60	122	1	1	2	0	0
1500-1600	54	71	125	1	1	2	0	0
1515-1615	54	74	128	1	1	2	0	0
1530-1630	67	67	134	1	1	2	0	0
1545-1645	42	66	108	0	1	1	0	0
1600-1700	36	63	99	1	0	1	0	0
1615-1715	33	60	93	1	0	1	0	0
1630-1730	37	50	77	0	0	0	0	0
1645-1745	23	47	70	1	1	2	0	0
1700-1800	25	48	73	0	1	1	0	0
1715-1815	17	47	64	0	1	1	0	0
1730-1830	16	41	57	0	1	1	0	0
1745-1845	15	37	52	0	0	0	0	0
1800-1900	11	29	40	0	0	0	0	0
DAILY	584	567	1151	14	15	29	1	1

Network Peaks

TIME	All Vehicles		HGVS (OGV1, OG2V + PSV)			Cyclists		
	Arr	Dep	2-Way	Arr	Dep	2-Way	Arr	Dep
AM PEAK	0715-0815	28	0	28	0	0	1	1
PM PEAK	1630-1730	27	50	77	1	0	1	0

Weekend

DEVELOPMENT VEHICLE TRIPS

Trips By 15 Minute Periods

TIME	All Vehicles		HGVS (OGV1, OG2V + PSV)			Cyclists		
	Arr	Dep	2-Way	Arr	Dep	2-Way	Arr	Dep
0700-0715	0	0	0	0	0	0	0	0
0715-0730	6	0	6	0	0	0	0	0
0730-0745	4	0	4	0	0	0	0	0
0745-0800	7	0	7	0	0	0	0	0
0800-0815	2	0	2	0	0	0	0	0
0815-0830	6	4	10	0	0	0	0	0
0830-0845	6	6	12	0	0	0	0	0
0845-0900	22	9	31	0	0	0	0	0
0900-0915	12	7	19	0	0	0	0	0
0915-0930	22	4	26	0	0	0	0	0
0930-0945	17	17	34	0	0	0	0	0
0945-1000	24	12	36	0	0	0	0	0
1000-1015	24	15	39	0	0	0	0	0
1015-1030	28	9	37	0	0	0	0	0
1030-1045	22	16	38	0	0	0	0	0
1045-1100	35	25	60	0	0	0	0	0
1100-1115	25	24	49	0	0	0	0	0
1115-1130	36	24	60	0	0	0	0	0
1130-1145	26	27	53	0	0	0	0	0
1145-1200	18	31	49	0	0	0	0	0
1200-1215	33	29	62	0	0	0	0	0
1215-1230	17	24	41	0	0	0	0	0
1230-1245	31	20	51	0	0	0	0	0
1245-1300	23	13	36	0	0	0	0	0
1300-1315	26	38	64	0	0	0	0	0
1315-1330	26	25	51	0	0	0	0	0
1330-1345	35	33	68	0	0	0	0	0
1345-1400	31	34	65	0	0	0	0	0
1400-1415	27	54	81	0	0	0	0	0
1415-1430	31	34	65	0	0	0	0	0
1430-1445	21	19	40	0	0	0	0	0
1445-1500	26	25	51	0	0	0	0	0
1500-1515	26	28	54	0	0	0	0	0
1515-1530	21	29	50	0	0	0	0	0
1530-1545	23	31	54	0	2	2	0	0
1545-1600	23	33	56	0	0	0	0	0
1600-1615	21	27	48	0	0	0	0	0
1615-1630	15	23	38	0	0	0	0	0
1630-1645	14	17	31	0	0	0	0	0
1645-1700	17	29	46	0	0	0	0	0
1700-1715	6	28	34	0	0	0	0	0
1715-1730	10	13	23	0	0	0	0	0
1730-1745	5	15	20	0	0	0	0	0
1745-1800	4	14	18	0	0	0	0	0
1800-1815	2	18	20	0	0	0	0	0
1815-1830	0	2	2	0	0	0	0	0
1830-1845	0	0	0	0	0	0	0	0
1845-1900	1	1	2	0	0	0	0	0
DAILY	851	855	1706	0	0	0	2	2

Bank Holiday

DEVELOPMENT VEHICLE TRIPS

Trips By 15 Minute Periods

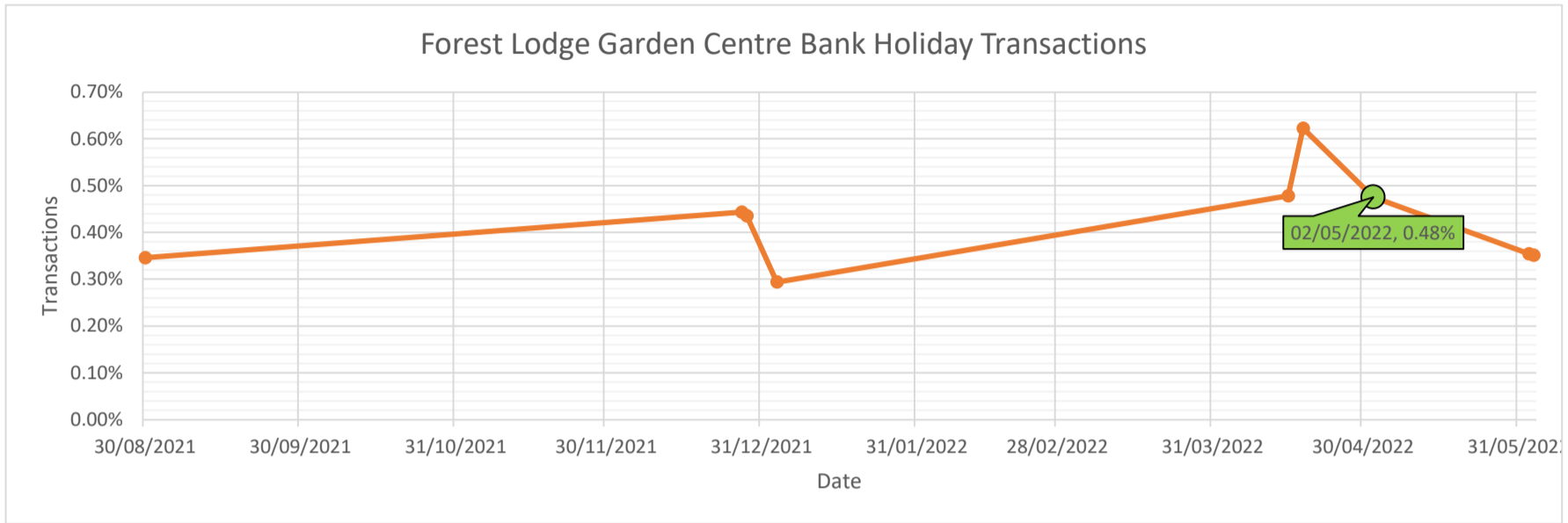
TIME	All Vehicles		HGVS (OGV1, OG2V + PSV)			Cyclists		
	Arr	Dep	2-Way	Arr	Dep	2-Way	Arr	Dep
0700-0715	4	0	4	0	0	0	0	0
0715-0730	3	0	3	0	0	0	0	0
0730-0745	7	0	7	0	0	0	0	0
0745-0800	9	0	9	0	0	0	0	0
0800-0815	7	1	8	0	0	0	0	0
0815-0830	3	2	5	0	0	0	0	0
0830-0845	6	1	7	0	0	0	0	0
0845-0900	22	9	31	0	1	1	0	0
0900-0915	6	2	8	0	0	0	0	0
0915-0930	8	6	14	0	0	0	0	0
0930-0945</								

ANNEX C – FOREST LODGE PERCENTILE CALCULATIONS

Year	Week	Forest Lodge				
		Transaction Date	Transaction Date	Percentile	Percentage	
2021/22	27	30/08/2021	Monday	22%	0.35%	
2021/22	44	27/12/2021	Monday	67%	0.44%	
2021/22	44	28/12/2021	Tuesday	56%	0.44%	
2021/22	45	03/01/2022	Monday	11%	0.29%	
2022/23	7	15/04/2022	Friday	89%	0.48%	
2022/23	8	18/04/2022	Monday	100%	0.62%	
2022/23	10	02/05/2022	Monday	78%	0.48%	
2022/23	14	02/06/2022	Thursday	44%	0.35%	
2022/23	14	03/06/2022	Friday	33%	0.35%	

Percentile	Forest Lodge Date
85th %tile	15/04/2022
90th %tile	02/05/2022

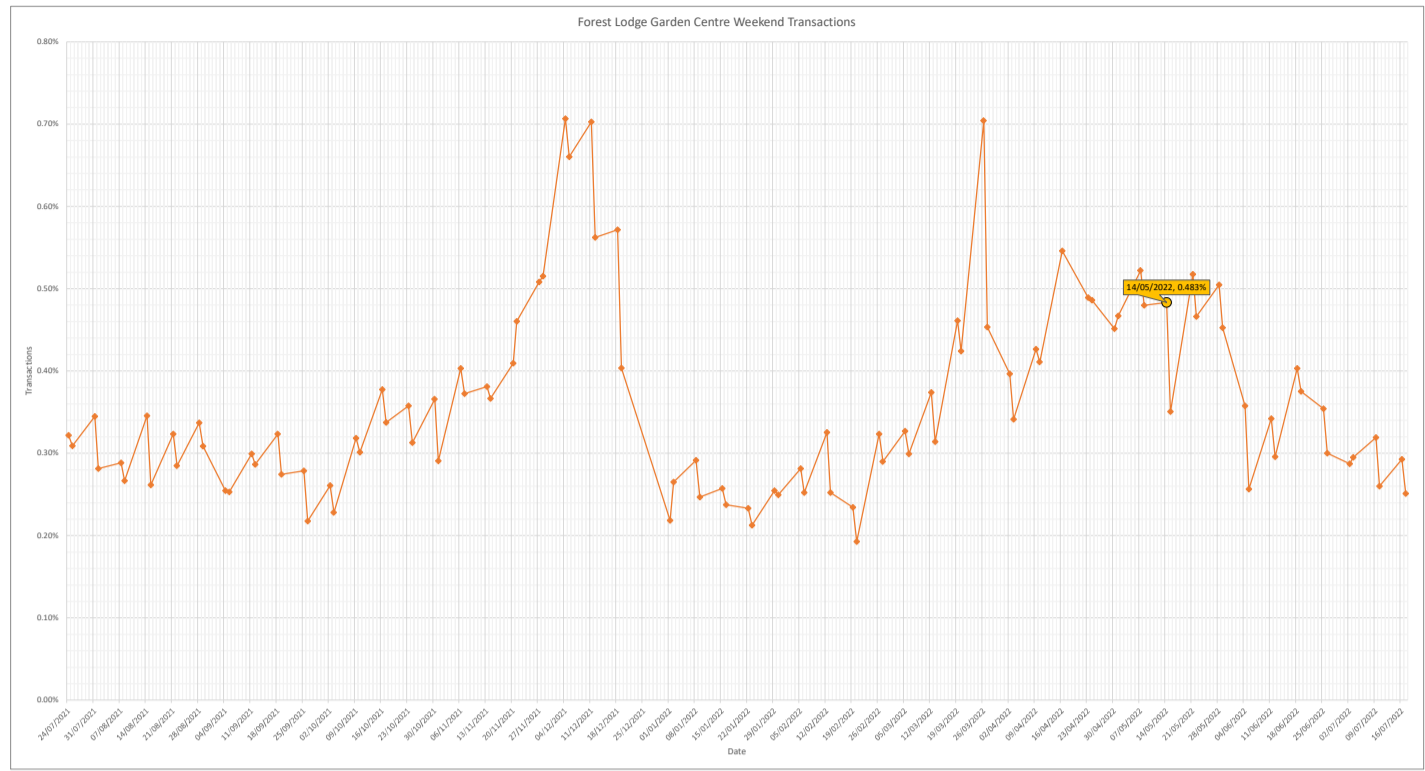
Survey Days	Forest Lodge Percentile
02/05/2022	78%



Year	Week	Transaction Date	Transaction Date	Percentile	Percentage
2021/22	21	24/07/2021	Saturday	48%	0.32%
2021/22	21	25/07/2021	Sunday	43%	0.31%
2021/22	22	31/07/2021	Saturday	57%	0.34%
2021/22	22	01/08/2021	Sunday	26%	0.28%
2021/22	23	07/08/2021	Saturday	31%	0.29%
2021/22	23	08/08/2021	Sunday	23%	0.27%
2021/22	24	14/08/2021	Saturday	58%	0.35%
2021/22	24	15/08/2021	Sunday	21%	0.26%
2021/22	25	21/08/2021	Saturday	49%	0.32%
2021/22	25	22/08/2021	Sunday	28%	0.28%
2021/22	26	28/08/2021	Saturday	53%	0.34%
2021/22	26	29/08/2021	Sunday	42%	0.31%
2021/22	27	04/09/2021	Saturday	15%	0.25%
2021/22	27	05/09/2021	Sunday	14%	0.25%
2021/22	28	11/09/2021	Saturday	38%	0.30%
2021/22	28	12/09/2021	Sunday	29%	0.29%
2021/22	29	18/09/2021	Saturday	49%	0.32%
2021/22	29	19/09/2021	Sunday	24%	0.27%
2021/22	30	25/09/2021	Saturday	25%	0.28%
2021/22	30	26/09/2021	Sunday	3%	0.22%
2021/22	31	02/10/2021	Saturday	20%	0.26%
2021/22	31	03/10/2021	Sunday	5%	0.23%
2021/22	32	09/10/2021	Saturday	46%	0.32%
2021/22	32	10/10/2021	Sunday	41%	0.30%
2021/22	33	16/10/2021	Saturday	68%	0.38%
2021/22	33	17/10/2021	Sunday	54%	0.34%
2021/22	34	23/10/2021	Saturday	61%	0.36%
2021/22	34	24/10/2021	Sunday	44%	0.31%
2021/22	35	30/10/2021	Saturday	63%	0.37%
2021/22	35	31/10/2021	Sunday	33%	0.29%
2021/22	36	06/11/2021	Saturday	71%	0.40%
2021/22	36	07/11/2021	Sunday	65%	0.37%
2021/22	37	13/11/2021	Saturday	69%	0.38%
2021/22	37	14/11/2021	Sunday	64%	0.37%
2021/22	38	20/11/2021	Saturday	74%	0.41%
2021/22	38	21/11/2021	Sunday	81%	0.46%
2021/22	39	27/11/2021	Saturday	90%	0.508%
2021/22	39	28/11/2021	Sunday	91%	0.52%
2021/22	40	05/12/2021	Saturday	100%	0.71%
2021/22	40	05/12/2021	Sunday	97%	0.66%
2021/22	41	11/12/2021	Saturday	98%	0.70%
2021/22	41	12/12/2021	Sunday	95%	0.56%
2021/22	42	18/12/2021	Saturday	96%	0.57%
2021/22	42	19/12/2021	Sunday	73%	0.40%
2021/22	44	01/01/2022	Saturday	4%	0.22%
2021/22	44	02/01/2022	Sunday	22%	0.27%
2021/22	45	08/01/2022	Saturday	34%	0.29%
2021/22	45	09/01/2022	Sunday	9%	0.25%
2021/22	46	15/01/2022	Saturday	18%	0.26%
2021/22	46	16/01/2022	Sunday	8%	0.24%
2021/22	47	22/01/2022	Saturday	6%	0.23%
2021/22	47	23/01/2022	Sunday	2%	0.21%
2021/22	48	29/01/2022	Saturday	15%	0.25%
2021/22	48	30/01/2022	Sunday	10%	0.25%
2021/22	49	05/02/2022	Saturday	26%	0.28%
2021/22	49	06/02/2022	Sunday	12%	0.25%
2021/22	50	12/02/2022	Saturday	51%	0.33%
2021/22	50	13/02/2022	Sunday	12%	0.25%
2021/22	51	19/02/2022	Saturday	7%	0.23%
2021/22	51	20/02/2022	Sunday	1%	0.19%
2021/22	52	26/02/2022	Saturday	49%	0.32%
2021/22	52	27/02/2022	Sunday	5%	0.29%
2022/23	1	05/03/2022	Saturday	52%	0.33%
2022/23	1	06/03/2022	Sunday	38%	0.30%
2022/23	2	12/03/2022	Saturday	66%	0.37%
2022/23	2	13/03/2022	Sunday	45%	0.31%
2022/23	3	19/03/2022	Saturday	82%	0.46%
2022/23	3	20/03/2022	Sunday	76%	0.42%
2022/23	4	26/03/2022	Saturday	99%	0.70%
2022/23	4	27/03/2022	Sunday	80%	0.45%
2022/23	5	02/04/2022	Saturday	70%	0.40%
2022/23	5	03/04/2022	Sunday	55%	0.34%
2022/23	6	09/04/2022	Saturday	77%	0.43%
2022/23	6	10/04/2022	Sunday	75%	0.41%
2022/23	7	16/04/2022	Saturday	94%	0.55%
2022/23	8	23/04/2022	Saturday	88%	0.49%
2022/23	8	24/04/2022	Sunday	87%	0.49%
2022/23	9	30/04/2022	Saturday	78%	0.45%
2022/23	9	01/05/2022	Sunday	84%	0.47%
2022/23	10	07/05/2022	Saturday	93%	0.52%
2022/23	10	08/05/2022	Sunday	85%	0.48%
2022/23	11	14/05/2022	Saturday	86%	0.483%
2022/23	11	15/05/2022	Sunday	59%	0.35%
2022/23	12	21/05/2022	Saturday	92%	0.52%
2022/23	12	22/05/2022	Sunday	83%	0.47%
2022/23	13	28/05/2022	Saturday	89%	0.50%
2022/23	13	29/05/2022	Sunday	79%	0.45%
2022/23	14	04/06/2022	Saturday	61%	0.36%
2022/23	14	05/06/2022	Sunday	17%	0.26%
2022/23	15	11/06/2022	Saturday	56%	0.34%
2022/23	15	12/06/2022	Sunday	37%	0.30%
2022/23	16	18/06/2022	Saturday	71%	0.40%
2022/23	16	19/06/2022	Sunday	67%	0.38%
2022/23	17	25/06/2022	Saturday	60%	0.35%
2022/23	17	26/06/2022	Sunday	40%	0.30%
2022/23	18	02/07/2022	Saturday	30%	0.29%
2022/23	18	03/07/2022	Sunday	36%	0.29%
2022/23	19	09/07/2022	Saturday	47%	0.32%
2022/23	19	10/07/2022	Sunday	19%	0.26%
2022/23	20	16/07/2022	Saturday	35%	0.29%
2022/23	20	17/07/2022	Sunday	11%	0.25%

Percentile	Forest Lodge Date
85th %ile	08/05/2022
90th %ile	27/11/2022

Survey Days	Forest Lodge Percentile
14/05/2022	86%



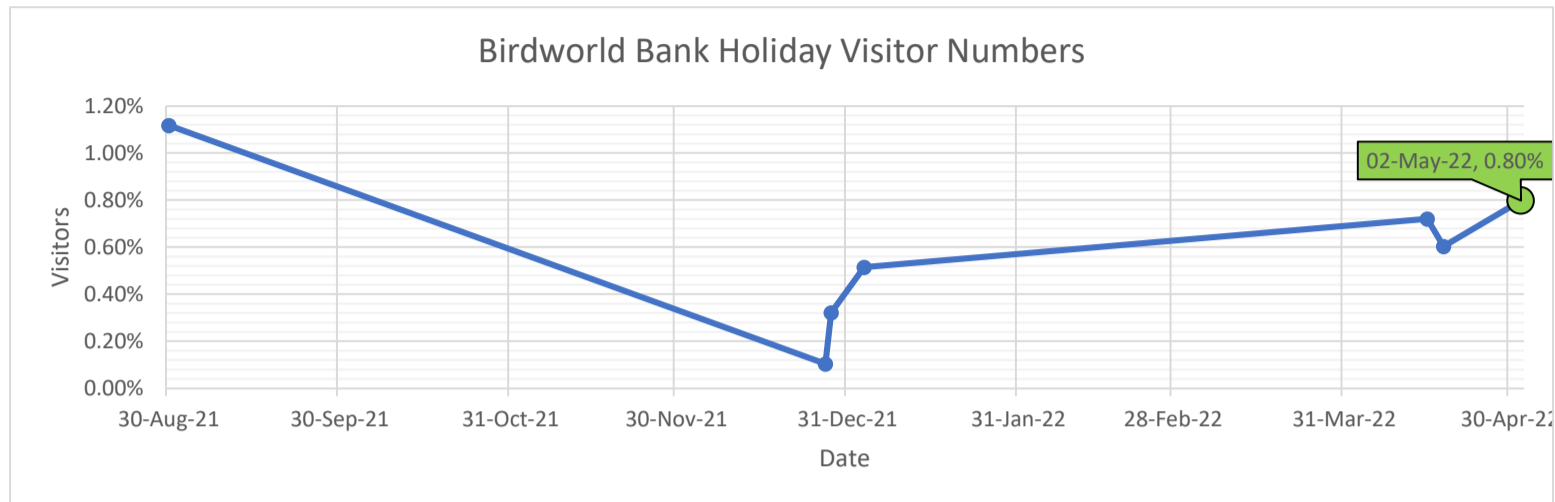
Year	Week	Transaction Date	Transaction Date	Percentile	Percentage
2021/22	21	19/07/2021	Monday	51%	0.23%
2021/22	21	20/07/2021	Tuesday	43%	0.22%
2021/22	21	21/07/2021	Wednesday	43%	0.22%
2021/22	21	22/07/2021	Thursday	40%	0.23%
2021/22	21	23/07/2021	Friday	82%	0.29%
2021/22	22	26/07/2021	Monday	46%	0.22%
2021/22	22	27/07/2021	Tuesday	67%	0.26%
2021/22	22	28/07/2021	Wednesday	68%	0.26%
2021/22	22	29/07/2021	Thursday	53%	0.23%
2021/22	22	30/07/2021	Friday	47%	0.22%
2021/22	23	02/08/2021	Monday	38%	0.21%
2021/22	23	03/08/2021	Tuesday	76%	0.27%
2021/22	23	04/08/2021	Wednesday	63%	0.25%
2021/22	23	05/08/2021	Thursday	63%	0.25%
2021/22	23	06/08/2021	Friday	63%	0.25%
2021/22	24	09/08/2021	Monday	32%	0.20%
2021/22	24	10/08/2021	Tuesday	40%	0.21%
2021/22	24	11/08/2021	Wednesday	56%	0.24%
2021/22	24	12/08/2021	Thursday	63%	0.23%
2021/22	24	13/08/2021	Friday	28%	0.20%
2021/22	25	16/08/2021	Monday	40%	0.21%
2021/22	25	17/08/2021	Tuesday	50%	0.23%
2021/22	25	18/08/2021	Wednesday	66%	0.25%
2021/22	25	19/08/2021	Thursday	66%	0.25%
2021/22	25	20/08/2021	Friday	56%	0.24%
2021/22	26	23/08/2021	Monday	65%	0.25%
2021/22	26	24/08/2021	Tuesday	76%	0.27%
2021/22	26	25/08/2021	Wednesday	72%	0.26%
2021/22	26	26/08/2021	Thursday	37%	0.21%
2021/22	26	27/08/2021	Friday	71%	0.26%
2021/22	27	31/08/2021	Monday	62%	0.25%
2021/22	27	01/09/2021	Tuesday	43%	0.22%
2021/22	27	02/09/2021	Wednesday	47%	0.22%
2021/22	27	03/09/2021	Thursday	42%	0.22%
2021/22	28	06/09/2021	Monday	26%	0.20%
2021/22	28	07/09/2021	Tuesday	16%	0.18%
2021/22	28	08/09/2021	Wednesday	45%	0.21%
2021/22	28	09/09/2021	Thursday	32%	0.20%
2021/22	28	10/09/2021	Friday	48%	0.22%
2021/22	29	13/09/2021	Monday	40%	0.21%
2021/22	29	14/09/2021	Tuesday	32%	0.20%
2021/22	29	15/09/2021	Wednesday	43%	0.22%
2021/22	29	16/09/2021	Thursday	33%	0.21%
2021/22	29	17/09/2021	Friday	36%	0.21%
2021/22	30	20/09/2021	Monday	44%	0.22%
2021/22	30	21/09/2021	Tuesday	21%	0.19%
2021/22	30	22/09/2021	Wednesday	17%	0.18%
2021/22	30	23/09/2021	Thursday	48%	0.22%
2021/22	30	24/09/2021	Friday	48%	0.22%
2021/22	31	27/09/2021	Monday	8%	0.16%
2021/22	31	28/09/2021	Tuesday	6%	0.16%
2021/22	31	29/09/2021	Wednesday	6%	0.16%
2021/22	31	30/09/2021	Thursday	6%	0.16%
2021/22	31	01/10/2021	Friday	11%	0.17%
2021/22	32	04/10/2021	Monday	5%	0.16%
2021/22	32	05/10/2021	Tuesday	9%	0.16%
2021/22	32	06/10/2021	Wednesday	4%	0.16%
2021/22	32	07/10/2021	Thursday	26%	0.20%
2021/22	32	08/10/2021	Friday	34%	0.21%
2021/22	33	11/10/2021	Monday	44%	0.22%
2021/22	33	12/10/2021	Tuesday	38%	0.21%
2021/22	33	13/10/2021	Wednesday	60%	0.24%
2021/22	33	14/10/2021	Thursday	22%	0.19%
2021/22	33	15/10/2021	Friday	53%	0.23%
2021/22	34	18/10/2021	Monday	19%	0.18%
2021/22	34	19/10/2021	Tuesday	43%	0.22%
2021/22	34	20/10/2021	Wednesday	29%	0.20%
2021/22	34	21/10/2021	Thursday	60%	0.24%
2021/22	34	22/10/2021	Friday	63%	0.25%
2021/22	35	25/10/2021	Monday	83%	0.29%
2021/22	35	26/10/2021	Tuesday	70%	0.26%
2021/22	35	27/10/2021	Wednesday	66%	0.25%
2021/22	35	28/10/2021	Thursday	85%	0.30%
2021/22	35	29/10/2021	Friday	75%	0.27%
2021/22	36	01/11/2021	Monday	46%	0.22%
2021/22	36	02/11/2021	Tuesday	51%	0.23%
2021/22	36	03/11/2021	Wednesday	48%	0.22%
2021/22	36	04/11/2021	Thursday	72%	0.26%
2021/22	36	05/11/2021	Friday	74%	0.27%
2021/22	37	08/11/2021	Monday	55%	0.22%
2021/22	37	09/11/2021	Tuesday	58%	0.24%
2021/22	37	10/11/2021	Wednesday	56%	0.24%
2021/22	37	11/11/2021	Thursday	61%	0.24%
2021/22	37	12/11/2021	Friday	62%	0.25%
2021/22	38	15/11/2021	Monday	71%	0.26%
2021/22	38	16/11/2021	Tuesday	55%	0.23%
2021/22	38	17/11/2021	Wednesday	79%	0.28%
2021/22	38	18/11/2021	Thursday	72%	0.26%
2021/22	38	19/11/2021	Friday	81%	0.29%
2021/22	39	22/11/2021	Monday	66%	0.25%
2021/22	39	23/11/2021	Tuesday	83%	0.29%
2021/22	39	24/11/2021	Wednesday	80%	0.30%
2021/22	39	25/11/2021	Thursday	86%	0.31%
2021/22	39	26/11/2021	Friday	92%	0.33%
2021/22	40	29/11/2021	Monday	89%	0.32%
2021/22	40	30/11/2021	Tuesday	91%	0.35%
2021/22	40	01/12/2021	Wednesday	92%	0.37%
2021/22	40	02/12/2021	Thursday	94%	0.38%
2021/22	40	03/12/2021	Friday	100%	0.45%
2021/22	41	06/12/2021	Monday	97%	0.42%
2021/22	41	07/12/2021	Tuesday	89%	0.31%
2021/22	41	08/12/2021	Wednesday	96%	0.41%
2021/22	41	09/12/2021	Thursday	96%	0.41%
2021/22	41	10/12/2021	Friday	97%	0.42%
2021/22	42	13/12/2021	Monday	100%	0.46%
2021/22	42	14/12/2021	Tuesday	94%	0.39%
2021/22	42	15/12/2021	Wednesday	96%	0.41%
2021/22	42	16/12/2021	Thursday	93%	0.38%
2021/22	42	17/12/2021	Friday	99%	0.45%
2021/22	43	20/12/2021	Monday	94%	0.39%
2021/22	43	21/12/2021	Tuesday	95%	0.40%
2021/22	43	22/12/2021	Wednesday	93%	0.38%
2021/22	43	23/12/2021	Thursday	98%	0.44%
2021/22	43	24/12/2021	Friday	99%	0.45%
2021/22	44	27/12/2021	Monday	98%	0.44%
2021/22	44	28/12/2021	Tuesday	98%	0.44%
2021/22	44	29/12/2021	Wednesday	92%	0.35%
2021/22	44	30/12/2021	Thursday	95%	0.37%
2021/22	44	31/12/2021	Friday	81%	0.29%
2021/22	45	04/01/2022	Tuesday	44%	0.22%
2021/22	45	05/01/2022	Wednesday	11%	0.17%
2021/22	45	06/01/2022	Thursday	14%	0.18%
2021/22	45	07/01/2022	Friday	34%	0.21%
2021/22	46	10/01/2022	Monday	2%	0.14%
2021/22	46	11/01/2022	Tuesday	10%	0.17%
2021/22	46	12/01/2022	Wednesday	2%	0.15%
2021/22	46	13/01/2022	Thursday	4%	0.15%
2021/22	46	14/01/2022	Friday	15%	0.18%
2021/22	47	17/01/2022	Monday	6%	0.16%
2021/22	47	18/01/2022	Tuesday	1%	0.13%
2021/22	47	19/01/2022	Wednesday	3%	0.15%
2021/22	47	20/01/2022	Thursday	1%	0.13%
2021/22	47	21/01/2022	Friday	11%	0.17%
2021/22	48	24/01/2022	Monday	1%	0.13%
2021/22	48	25/01/2022	Tuesday	4%	0.15%
2021/22	48	26/01/2022	Wednesday	2%	0.15%
2021/22	48	27/01/2022	Thursday	15%	0.18%
2021/22	48	28/01/2022	Friday	28%	0.20%
2021/22	49	31/01/2022	Monday	5%	0.15%
2021/22	49	01/02/2022	Tuesday	10%	0.17%
2021/22	49	02/02/2022	Wednesday	20%	0.19%
2021/22	49	03/02/2022	Thursday	21%	0.19%
2021/22	49	04/02/2022	Friday	7%	0.16%
2021/22	50	07/02/2022	Monday	13%	0.17%
2021/22	50	08/02/2022	Tuesday	9%	0.17%
2021/22	50	09/02/2022	Wednesday	17%	0.18%
2021/22	50	10/02/2022	Thursday	30%	0.20%
2021/22	50	11/02/2022	Friday	38%	0.21%
2021/22	51	14/02/2022	Monday	19%	0.18%
2021/22	51	15/02/2022	Tuesday	4%	0.15%
2021/22	51	16/02/2022	Wednesday	10%	0.17%
2021/22	51	17/02/2022	Thursday	13%	0.17%
2021/22	51	18/02/2022	Friday	0%	0.0%
2021/22	52	21/02/2022	Monday	2%	0.13%
2021/22	52	22/02/2022	Tuesday	25%	0.19%
2021/22	52	23/02/2022	Wednesday	30%	0.20%
2021/22	52	24/02/2022	Thursday	13%	0.17%
2021/22	52	25/02/2022	Friday	55%	0.23%
2022/23	1	28/02/2022	Monday	20%	0.19%
2022/23	1	01/03/2022	Tuesday	16%	0.18%
2022/23	1	02/03/2022	Wednesday	9%	0.17%
2022/23	1	03/03/2022	Thursday	12%	0.17%
2022/23	2	04/03/2022	Friday	36%	0.21%
2022/23	2	07/03/2022	Monday	15%	0.18%
2022/23	2	08/03/2022	Tuesday	25%	0.19%
2022/23	2	09/03/2022	Wednesday	34%	0.21%
2022/23	2	10/03/2022	Thursday	27%	0.20%
2022/23	2	11/03/2022	Friday	26%	0.20%
2022/23	3	14/03/2022	Monday	25%	0.19%
2022/23	3	15/03/2022	Tuesday	37%	0.21%
2022/23	3	16/03/2022	Wednesday	7%	0.16%
2022/23	3	17/03/2022	Thursday	53%	0.23%
2022/23	3	18/03/2022	Friday	79%	0.28%
2022/23	4	21/03/2022	Monday	67%	0.26%
2022/23	4	22/03/2022	Tuesday	86%	0.31%
2022/23	4	23/03/2022	Wednesday	78%	0.28%
2022/23	4	24/03/2022	Thursday	88%	0.31%
2022/23	4	25/03/2022	Friday	95%	0.39%
2022/23	5	28/03/2022	Monday	49%	0.23%
2022/23	5	29/03/2022	Tuesday	51%	0.23%
2022/23	5	30/03/2022	Wednesday	63%	0.25%
2022/23	5	31/03/2022	Thursday	57%	0.24%
2022/23	5	01/04/2022	Friday	33%	0.21%
2022/23	6	04/04/2022	Monday	51%	0.23%
2022/23	6	05/04/2022	Tuesday	40%	0.21%
2022/23	6	06/04/2022	Wednesday	70%	0.26%
2022/23	6	07/04/2022	Thursday	40%	0.21%
2022/23	6	08/04/2022	Friday	72%	0.26%
2022/23	7	11/04/2022	Monday	77%	0.27%
2022/23	7	12/04/2022	Tuesday	75%	0.27%
2022/23	7	13/04/2022	Wednesday	80%	0.28%
2022/23	7	14/04/2022	Thursday	89%	0.31%
2022/23	8	18/04/2022	Monday	75%	0.27%
2022/23	8	19/04/2022	Tuesday	89%	0.31%
2022/23	8	20/04/2022	Wednesday	86%	0.31%
2022/23	8	21/04/2022	Thursday	86%	0.31%
2022/23	8	22/04/2022	Friday	89%	0.32%
2022/23	9	25/04/2022	Monday	77%	0.27%
2022/23	9	26/04/2022	Tuesday	58%	0.24%
2022/23	9	27/04/2022	Wednesday	58%	0.24%
2022/23	9	28/04/2022	Thursday	81%	0.29%
2022/23	9	29/04/2022	Friday	84%	0.30%
2022/23	10	03/05/2022			

ANNEX D – BIRDWORLD PERCENTILE CALCULATIONS

Day	Date	Percentile	Percentage
Mon	02-May-22	86%	0.80%
Mon	18-Apr-22	57%	0.60%
Fri	15-Apr-22	71%	0.72%
Mon	03-Jan-22	43%	0.51%
Tue	28-Dec-21	29%	0.32%
Mon	27-Dec-21	14%	0.10%
Mon	30-Aug-21	100%	1.12%

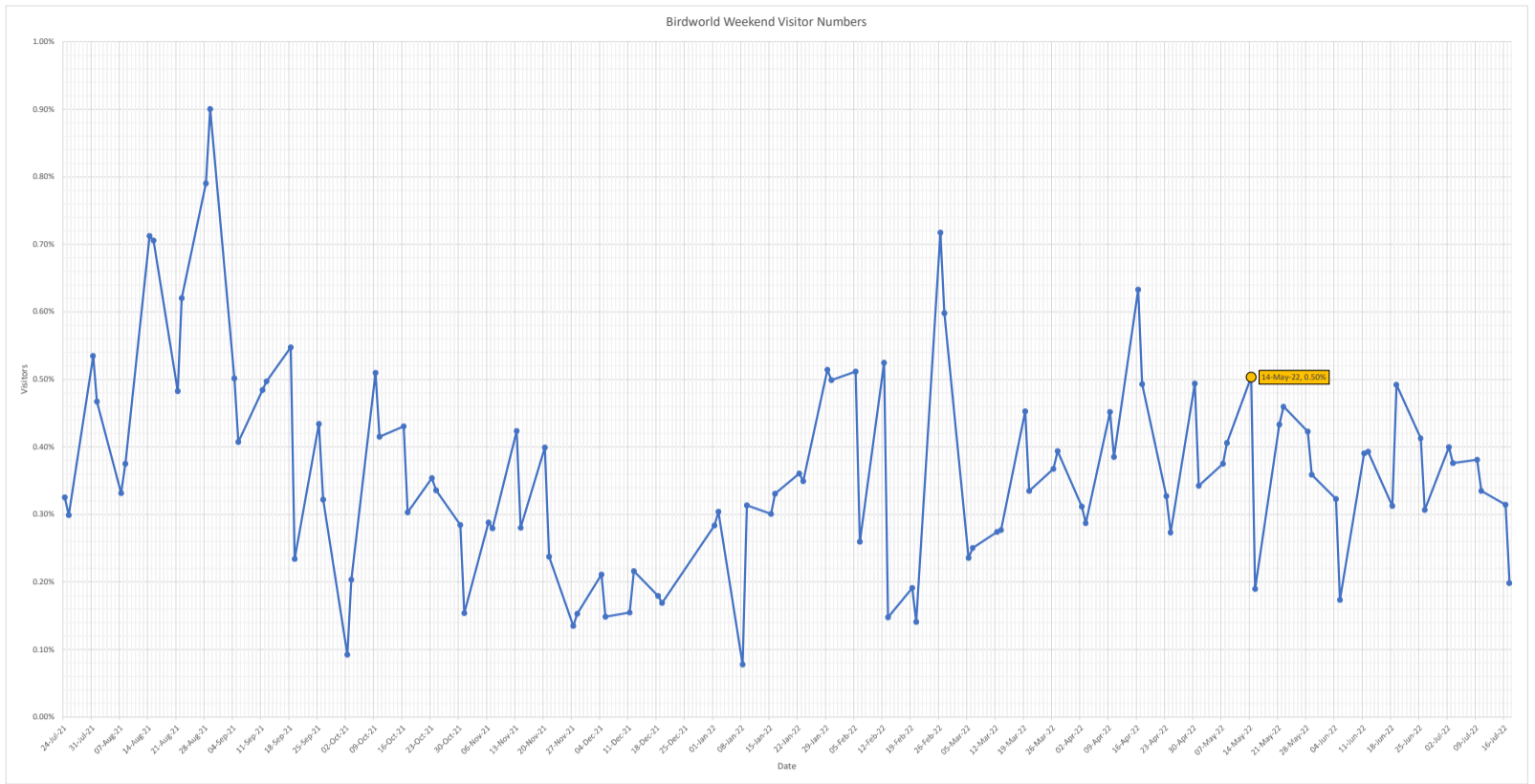
Date		
85th %tile	02-May-22	Mon
90th %tile	02-May-22	Mon

Survey Days	Percentile
02/05/2022	86%



Day	Date	Percentile	Percentage
Sun	29-Aug-21	100%	0.90%
Sat	28-Aug-21	99%	0.79%
Sat	26-Feb-22	98%	0.72%
Sat	14-Aug-21	97%	0.71%
Sun	15-Aug-21	96%	0.71%
Sat	16-Apr-22	95%	0.63%
Sun	22-Aug-21	94%	0.62%
Sun	27-Feb-22	93%	0.60%
Sat	18-Sep-21	92%	0.55%
Sat	31-Jul-21	91%	0.53%
Sat	14-May-22	86%	0.50%
Sun	28-Jul-21	85%	0.50%
Sun	30-Jan-22	84%	0.50%
Sun	12-Sep-21	83%	0.50%
Sat	30-Apr-22	82%	0.49%
Sun	17-Apr-22	81%	0.49%
Sun	19-Jun-22	80%	0.49%
Sat	11-Sep-21	79%	0.48%
Sat	21-Aug-21	78%	0.48%
Sun	01-Aug-21	77%	0.47%
Sun	22-May-22	76%	0.46%
Sat	19-Mar-22	75%	0.453%
Sat	09-Apr-22	75%	0.452%
Sat	25-Sep-21	74%	0.43%
Sat	21-May-22	73%	0.43%
Sat	16-Oct-21	72%	0.43%
Sat	13-Nov-21	71%	0.42%
Sat	28-May-22	70%	0.42%
Sun	10-Oct-21	69%	0.42%
Sat	25-Jan-22	68%	0.41%
Sun	05-Sep-21	67%	0.41%
Sun	08-May-22	66%	0.41%
Sat	02-Jul-22	65%	0.40%
Sat	20-Nov-21	64%	0.40%
Sun	27-Mar-22	63%	0.39%
Sun	12-Jun-22	62%	0.39%
Sat	11-Jan-22	61%	0.39%
Sun	10-Apr-22	60%	0.39%
Sat	09-Jul-22	59%	0.38%
Sun	03-Jul-22	58%	0.38%
Sat	07-May-22	56%	0.38%
Sun	08-Aug-21	56%	0.38%
Sat	26-Mar-22	55%	0.37%
Sat	22-Jan-22	54%	0.36%
Sun	29-May-22	53%	0.33%
Sat	23-Oct-21	52%	0.35%
Sun	23-Jan-22	51%	0.35%
Sun	01-May-22	50%	0.34%
Sun	24-Oct-21	49%	0.34%
Sun	10-Jul-22	47%	0.33%
Sun	20-Mar-22	47%	0.33%
Sat	07-Aug-22	46%	0.33%
Sun	16-Jan-22	45%	0.33%
Sat	23-Apr-22	44%	0.33%
Sat	24-Jul-21	43%	0.33%
Sat	04-Jun-22	42%	0.32%
Sun	26-Sep-21	41%	0.32%
Sat	16-Jul-22	40%	0.31%
Sun	09-Jan-22	39%	0.31%
Sat	18-Jun-22	38%	0.31%
Sat	02-Apr-22	37%	0.31%
Sun	26-Jun-22	36%	0.31%
Sun	02-Jan-22	35%	0.30%
Sun	17-Oct-21	34%	0.30%
Sat	15-Jan-22	33%	0.30%
Sun	25-Jul-21	32%	0.30%
Sat	06-Nov-21	31%	0.29%
Sun	03-Apr-22	30%	0.29%
Sat	30-Oct-21	29%	0.28%
Sat	01-Jan-22	28%	0.28%
Sun	14-Nov-21	27%	0.28%
Sun	07-Nov-21	26%	0.28%
Sun	13-Mar-22	25%	0.28%
Sat	13-Mar-22	25%	0.27%
Sun	24-Apr-22	24%	0.27%
Sun	06-Feb-22	23%	0.26%
Sun	06-Mar-22	22%	0.25%
Sun	21-Nov-21	21%	0.24%
Sat	05-Mar-22	20%	0.24%
Sun	19-Sep-21	19%	0.23%
Sun	13-Dec-21	18%	0.22%
Sat	04-Dec-21	17%	0.21%
Sun	03-Oct-21	16%	0.20%
Sun	17-Jul-22	15%	0.20%
Sat	19-Feb-22	14%	0.19%
Sun	15-May-22	13%	0.19%
Sat	18-Dec-21	12%	0.18%
Sun	05-Jan-22	11%	0.17%
Sun	19-Dec-21	10%	0.17%
Sat	11-Dec-21	9%	0.15%
Sun	31-Oct-21	8%	0.15%
Sun	28-Nov-21	7%	0.15%
Sun	05-Dec-21	6%	0.15%
Sun	13-Feb-22	5%	0.15%
Sun	29-Feb-22	4%	0.14%
Sat	27-Nov-21	3%	0.13%
Sat	02-Oct-21	2%	0.09%
Sat	08-Jan-22	1%	0.08%

Survey Days	Percentile
14/05/2022	86%

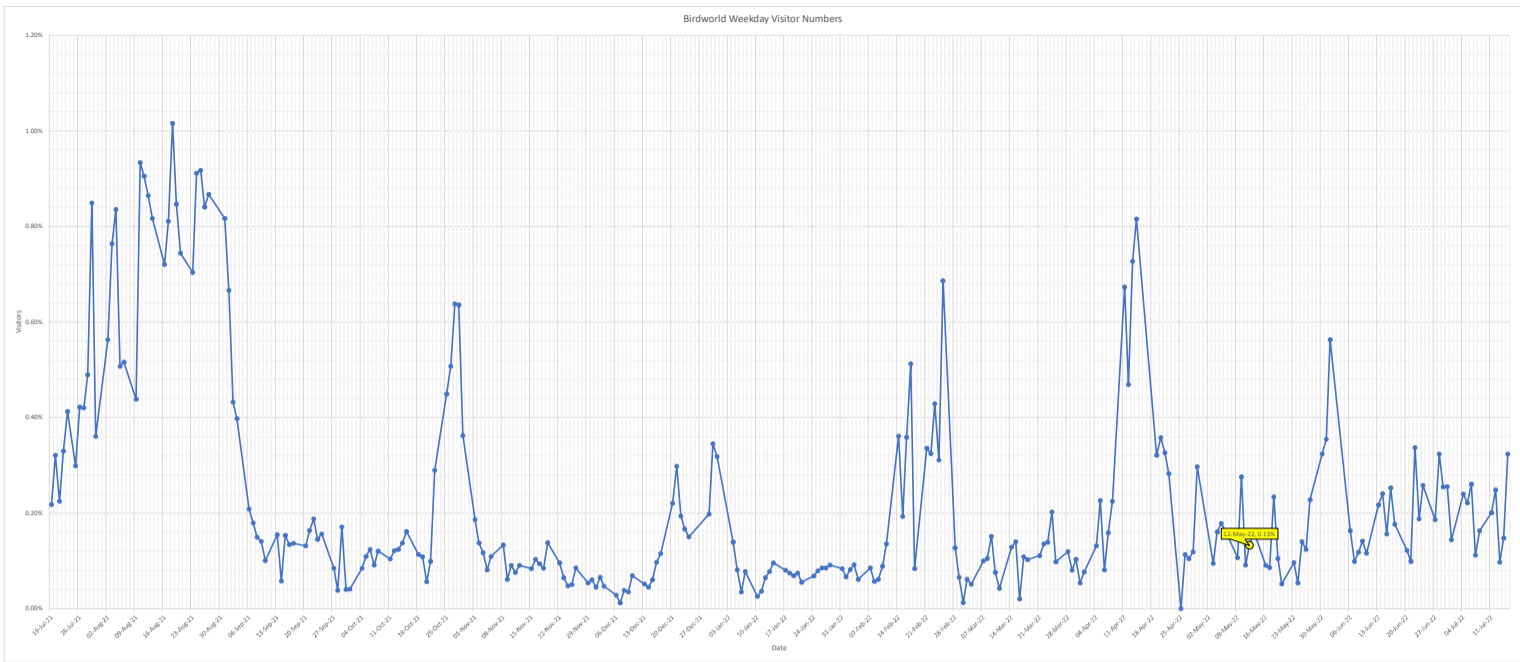


Day	Date	Perchente	Percentage
Wed	18-Aug-21	100%	1.02%
Tue	10-Aug-21	100%	0.93%
Wed	25-Aug-21	99%	0.92%
Tue	24-Aug-21	99%	0.91%
Wed	11-Aug-21	99%	0.91%
Fri	27-Aug-21	98%	0.87%
Thu	12-Aug-21	98%	0.86%
Thu	29-Jul-21	97%	0.85%
Thu	19-Aug-21	97%	0.85%
Thu	26-Aug-21	96%	0.84%
Wed	04-Aug-21	96%	0.84%
Fri	13-Aug-21	95%	0.82%
Tue	31-Aug-21	95%	0.82%
Thu	14-Apr-22	95%	0.82%
Tue	17-Aug-21	94%	0.81%
Tue	03-Aug-21	94%	0.78%
Fri	20-Aug-21	94%	0.74%
Wed	13-Apr-22	93%	0.73%
Mon	16-Aug-21	93%	0.72%
Fri	23-Aug-21	92%	0.70%
Fri	25-Feb-22	92%	0.69%
Mon	15-Apr-22	92%	0.67%
Wed	01-Sep-21	91%	0.67%
Wed	27-Oct-21	91%	0.64%
Thu	28-Oct-21	90%	0.64%
Mon	02-Aug-21	90%	0.563%
Wed	05-Jun-22	89%	0.56%
Fri	05-Aug-21	89%	0.52%
Thu	17-Feb-22	89%	0.51%
Thu	05-Aug-21	88%	0.51%
Tue	26-Oct-21	88%	0.51%
Wed	28-Jul-21	88%	0.49%
Tue	12-Apr-22	87%	0.47%
Mon	25-Oct-21	87%	0.46%
Mon	09-Aug-21	87%	0.44%
Thu	02-Sep-21	86%	0.43%
Wed	23-Feb-22	86%	0.43%
Mon	26-Jul-21	85%	0.42%
Tue	27-Jul-21	85%	0.42%
Fri	23-Jul-21	85%	0.41%
Fri	03-Sep-21	84%	0.40%
Fri	20-Oct-21	84%	0.38%
Mon	14-Feb-22	83%	0.36%
Fri	30-Jul-21	83%	0.36%
Wed	16-Feb-22	83%	0.36%
Wed	20-Apr-22	82%	0.36%
Tue	31-May-22	82%	0.35%
Thu	30-Dec-21	81%	0.35%
Wed	22-Jun-22	81%	0.34%
Mon	23-Feb-22	81%	0.34%
Thu	22-Jul-21	80%	0.33%
Thu	21-Apr-22	80%	0.33%
Tue	22-Feb-22	79%	0.32%
Mon	15-May-22	79%	0.32%
Tue	28-Jun-22	78%	0.32%
Fri	15-Jul-22	78%	0.32%
Tue	19-Apr-22	77%	0.32%
Fri	30-Dec-21	77%	0.32%
Thu	24-Feb-22	77%	0.31%
Sun	25-Jul-21	76%	0.30%
Fri	26-Oct-21	76%	0.30%
Tue	29-Apr-22	76%	0.30%
Fri	22-Oct-21	75%	0.29%
Fri	23-Aug-22	75%	0.28%
Tue	10-May-22	74%	0.28%
Wed	06-Jul-22	74%	0.26%
Thu	24-Jun-22	73%	0.26%
Wed	29-Jun-22	73%	0.25%
Thu	16-Jun-22	72%	0.25%
Tue	12-Jul-22	72%	0.25%
Tue	14-Jun-22	71%	0.24%
Mon	07-Jul-22	71%	0.24%
Wed	18-May-22	71%	0.23%
Fri	27-May-22	70%	0.23%
Tue	02-Apr-22	70%	0.23%
Wed	21-Jul-21	69%	0.22%
Fri	08-Apr-22	69%	0.22%
Tue	05-Jul-22	69%	0.22%
Mon	20-Dec-21	68%	0.22%
Mon	19-Jul-21	68%	0.22%
Mon	15-Jun-22	67%	0.22%
Mon	06-Sep-21	67%	0.21%
Thu	24-Mar-22	67%	0.20%
Mon	11-Jul-22	66%	0.20%
Wed	29-Dec-21	66%	0.20%
Wed	22-Dec-21	65%	0.19%
Tue	24-Feb-22	65%	0.19%
Wed	22-Sep-21	64%	0.19%
Thu	23-Jun-22	64%	0.19%
Mon	01-Nov-21	63%	0.19%
Tue	07-Sep-21	63%	0.18%
Thu	02-May-22	63%	0.18%
Fri	17-Jun-22	62%	0.18%
Wed	29-Sep-21	62%	0.17%
Thu	23-Dec-21	62%	0.17%
Tue	21-Sep-21	61%	0.16%
Fri	04-May-22	60%	0.16%
Mon	06-Jun-22	60%	0.16%
Fri	08-Jul-22	60%	0.16%
Fri	13-May-22	60%	0.16%
Fri	15-Oct-21	59%	0.16%
Wed	04-May-22	59%	0.16%
Thu	07-Apr-22	58%	0.16%
Fri	24-Sep-21	58%	0.16%
Wed	15-Jun-22	58%	0.16%
Mon	13-Sep-21	57%	0.15%
Wed	15-Sep-21	57%	0.15%
Wed	09-Mar-22	56%	0.15%
Fri	24-Dec-21	56%	0.15%
Wed	08-Sep-21	56%	0.15%
Thu	14-Jul-22	55%	0.15%
Thu	21-Sep-21	55%	0.15%
Fri	01-Jul-22	54%	0.14%
Thu	09-Jun-22	54%	0.14%
Thu	09-Sep-21	54%	0.14%
Tue	19-Mar-22	53%	0.14%
Wed	25-May-22	53%	0.14%
Tue	01-Jun-22	53%	0.14%
Wed	23-Mar-22	52%	0.14%
Fri	19-Nov-21	52%	0.14%
Tue	14-Oct-21	51%	0.14%
Tue	02-Nov-21	51%	0.14%
Fri	19-Sep-21	50%	0.14%
Fri	11-Feb-22	50%	0.14%
Tue	22-Mar-22	50%	0.14%
Thu	30-Sep-21	49%	0.13%
Mon	08-Nov-21	49%	0.13%
Thu	14-May-22	48%	0.13%
Mon	20-Sep-21	48%	0.13%
Mon	04-Apr-22	47%	0.13%
Mon	14-Mar-22	47%	0.13%
Mon	28-Feb-22	47%	0.13%
Wed	06-Oct-21	46%	0.12%
Wed	13-Oct-21	46%	0.12%
Thu	29-May-22	46%	0.12%
Mon	20-Jun-22	45%	0.12%
Tue	12-Oct-21	45%	0.12%
Fri	24-Dec-21	44%	0.12%
Mon	28-Mar-22	44%	0.12%
Thu	28-Apr-22	44%	0.12%
Wed	05-Jun-22	43%	0.12%
Wed	08-Nov-21	43%	0.12%
Fri	10-Jun-22	42%	0.12%
Fri	17-Dec-21	42%	0.12%
Mon	18-Oct-21	41%	0.11%
Tue	29-Apr-22	41%	0.11%
Thu	07-Jul-22	41%	0.11%
Mon	21-Mar-22	40%	0.11%
Tue	09-Oct-21	40%	0.11%
Fri	02-Nov-21	40%	0.11%
Tue	18-Oct-21	39%	0.11%
Mon	17-Mar-22	39%	0.11%
Mon	09-May-22	38%	0.11%
Tue	08-Mar-22	37%	0.11%
Wed	27-Apr-22	37%	0.11%
Thu	19-May-22	37%	0.11%
Mon	11-Oct-21	37%	0.10%
Tue	16-Nov-21	36%	0.10%
Wed	30-Mar-22	36%	0.10%
Fri	18-Mar-22	36%	0.10%
Fri	20-Sep-21	35%	0.10%
Mon	07-May-22	35%	0.10%
Thu	21-Oct-21	34%	0.10%
Tue	07-Jun-22	34%	0.10%
Tue	21-Jun-22	34%	0.10%
Fri	25-Mar-22	33%	0.10%
Thu	16-Dec-21	33%	0.10%
Wed	13-Jul-22	33%	0.10%
Mon	21-May-22	32%	0.10%
Mon	22-Nov-21	31%	0.10%
Fri	14-Jan-22	31%	0.10%
Tue	03-May-22	31%	0.09%
Wed	17-Nov-21	31%	0.09%
Thu	03-Feb-22	30%	0.09%
Thu	07-Oct-21	29%	0.09%
Fri	28-Jan-22	29%	0.09%
Wed	14-May-22	29%	0.09%
Wed	10-Nov-21	28%	0.09%
Fri	12-Nov-21	28%	0.09%
Mon	16-May-22	28%	0.09%
Thu	10-Feb-22	27%	0.09%
Tue	17-May-22	27%	0.09%
Fri	26-Nov-21	25%	0.09%
Wed	26-Jan-22	25%	0.09%
Thu	27-Jan-22	25%	0.09%
Mon	07-Feb-22	25%	0.09%
Mon	27-Sep-21	24%	0.08%
Mon	06-Oct-21	24%	0.08%
Thu	18-Nov-21	24%	0.08%
Mon	15-Nov-21	23%	0.08%
Mon	11-Jan-22	23%	0.08%
Fri	18-Feb-22	23%	0.08%
Wed	02-Feb-22	23%	0.08%
Thu	04-Nov-21	21%	0.08%
Wed	05-Jan-22	21%	0.08%
Mon	06-Apr-22	21%	0.08%
Thu	17-Jan-22	21%	0.08%
Tue	29-Mar-22	21%	0.08%
Tue	23-Jan-22	20%	0.08%
Fri	07-Jan-22	19%	0.08%
Thu	13-Jan-22	19%	0.08%
Fri	01-Apr-22	19%	0.08%
Thu	11-Nov-21	18%	0.08%
Thu	10-Mar-22	18%	0.08%
Tue	18-Jan-22	17%	0.07%
Fri	20-Jan-22	17%	0.07%
Wed	19-Dec-21	17%	0.07%
Mon	24-Jan-22	16%	0.07%
Tue	01-Feb-22	16%	0.07%
Thu	02-Dec-21	15%	0.07%
Tue	01-Mar-22	15%	0.07%
Wed	23-Nov-21	14%	0.06%
Wed	12-Jan-22	14%	0.06%
Tue	08-Nov-21	13%	0.06%
Fri	04-Feb-22	13%	0.06%
Wed	09-Feb-22	13%	0.06%
Thu	03-Mar-22	13%	0.06%
Wed	30-Nov-21	12%	0.06%
Wed	12-Dec-21	12%	0.06%
Tue	14-Sep-21	12%	0.06%
Tue	08-Feb-22	11%	0.06%
Wed	26-Oct-21	11%	0.06%
Fri	21-Jan-22	10%	0.06%
Mon	29-Nov-21	9%	0.05%
Thu	15-Mar-22	9%	0.05%
Tue	24-May-22	9%	0.05%
Mon	15-Dec-21	8%	0.05%
Fri	20-May-22	8%	0.05%
Fri	04-Mar-22	8%	0.05%
Thu	25-Nov-21	8%	0.05%
Wed	24-Nov-21	7%	0.05%
Fri	03-Dec-21	7%	0.05%
Wed	01-Dec-21	6%	0.05%
Tue	14-Dec-21	6%	0.05%
Fri	11-Mar-22	6%	0.04%
Fri	01-Oct-21	5%	0.04%
Thu	30-Sep-21	5%	0.04%
Tue	28-Sep-21	4%	0.04%
Wed	02-Dec-21	4%	0.04%
Tue	11-Jan-22	4%	0.04%
Thu	09-Dec-21	3%	0.04%
Thu	06-Jan-22	3%	0.04%
Mon	06-Dec-21	2%	0.03%
Mon	10-Jan-22	2%	0.03%
Wed	18-May-22	2%	0.03%
Wed	02-Mar-22	1%	0.02%
Tue	07-Dec-21	1%	0.02%
Mon	21-Apr-22	0%	0.00%

Date	Perchente	Percentage
19th Nov - 22.07.21	Tuesday	1.02%
18th Nov - 01.06.22	Wednesday	0.93%
19th Nov - 22.07.21	Tuesday	1.02%
18th Nov - 01.06.22	Wednesday	0.93%

Survey Date: 19/11/2022

Perchente: 48%



ANNEX E – DERIVATION OF 90TH PERCENTILE TRIP GENERATION (EXISTING SITE)

FL TRIP GEN AT FL/BW NETWORK PEAK HOURS

Forest Lodge @ FL/BW Network Peak Hours	Weekday			Weekend			Bank Holiday		
	Arr.	Dep.	Two-way	Arr.	Dep.	Two-way	Arr.	Dep.	Two-way
WEEKDAY AM Peak (0715-0815)	28	0	28						
WEEKDAY PM Peak (1630-1730)	27	50	77						
SAT Peak (1300-1400)				118	130	248			
BANK HOL (1115-1215)							171	134	305
12hr Daily (0700-1900)	584	567	1151	851	855	1706	934	933	1867

Forest Lodge @ FL/BW Network Peak Hours (90th %tile Growthed)	Weekday			Weekend			Bank Holiday		
	Arr.	Dep.	Two-way	Arr.	Dep.	Two-way	Arr.	Dep.	Two-way
WEEKDAY AM Peak (0715-0815)	34	0	34						
WEEKDAY PM Peak (1630-1730)	33	61	94						
SAT Peak (1300-1400)				124	137	261			
BANK HOL (1115-1215)							171	134	305
12hr Daily (0700-1900)	710	689	1399	895	899	1794	934	933	1867

90th %TILE UPLIFT FACTORS	463	381	1.22	715	680	1.05
---------------------------	-----	-----	------	-----	-----	------

BW TRIP GEN AT FL/BW NETWORK PEAK HOURS

Birdworld @ FL/BW Network Peak Hours	Weekday			Weekend			Bank Holiday		
	Arr.	Dep.	Two-way	Arr.	Dep.	Two-way	Arr.	Dep.	Two-way
WEEKDAY AM Peak (0715-0815)	2	1	3						
WEEKDAY PM Peak (1630-1730)	1	5	6						
SAT Peak (1300-1400)				29	32	61			
BANK HOL (1115-1215)							76	11	87
12hr Daily (0700-1900)	94	94	188	242	242	484	355	355	710

Birdworld @ FL/BW Network Peak Hours (90th %tile Growthed)	Weekday			Weekend			Bank Holiday		
	Arr.	Dep.	Two-way	Arr.	Dep.	Two-way	Arr.	Dep.	Two-way
WEEKDAY AM Peak (0715-0815)	9	4	13						
WEEKDAY PM Peak (1630-1730)	4	21	26						
SAT Peak (1300-1400)				30	33	63			
BANK HOL (1115-1215)							76	11	87
12hr Daily (0700-1900)	400	400	800	252	252	504	355	355	710

90th %TILE UPLIFT FACTORS	659	155	4.25	613	589	1.04
---------------------------	-----	-----	------	-----	-----	------

BW & FL TOTAL TRIP GEN AT FL/BW NETWORK PEAK HOURS

Birdworld & Forest Lodge @ FL/BW Network Peak Hours	Weekday			Weekend			Bank Holiday		
	Arr.	Dep.	Two-way	Arr.	Dep.	Two-way	Arr.	Dep.	Two-way
WEEKDAY AM Peak (0715-0815)	30	1	31						
WEEKDAY PM Peak (1630-1730)	28	55	83						
SAT Peak (1300-1400)				147	162	309			
BANK HOL (1115-1215)							247	145	392
12hr Daily (0700-1900)	678	661	1339	1093	1097	2190	1289	1288	2577

Birdworld & Forest Lodge @ FL/BW Network Peak Hours (90th %tile Growthed)	Weekday			Weekend			Bank Holiday		
	Arr.	Dep.	Two-way	Arr.	Dep.	Two-way	Arr.	Dep.	Two-way
WEEKDAY AM Peak (0715-0815)	43	4	47						
WEEKDAY PM Peak (1630-1730)	37	82	119						
SAT Peak (1300-1400)				154	170	324			
BANK HOL (1115-1215)							247	145	392
12hr Daily (0700-1900)	1109	1089	2199	1147	1151	2298	1289	1288	2577

ANNEX F – TRIP GENERATION CALCULATIONS (PROPOSED DEVELOPMENT)

FL TRIP GEN AT FL/BW NETWORK PEAK HOURS

Forest Lodge @ FL Network Peak Hours	Weekday			Weekend			Bank Holiday		
	Arr.	Dep.	Two-way	Arr.	Dep.	Two-way	Arr.	Dep.	Two-way
WEEKDAY AM Peak (0715-0815)	28	0	28						
WEEKDAY PM Peak (1630-1730)	27	50	77						
SAT Peak (1300-1400)				118	130	248			
BANK HOL (1115-1215)							171	134	305
12hr Daily (0700-1900)	584	567	1151	851	855	1706	934	933	1867

Forest Lodge @ FL Network Peak Hours (Growthed with Yearly Transaction Data)	Weekday			Weekend			Bank Holiday		
	Arr.	Dep.	Two-way	Arr.	Dep.	Two-way	Arr.	Dep.	Two-way
1.78									
WEEKDAY AM Peak (0715-0815)	50	0	50						
WEEKDAY PM Peak (1630-1730)	48	89	137						
SAT Peak (1300-1400)				210	231	441			
BANK HOL (1115-1215)							304	239	543
12hr Daily (0700-1900)	1040	1009	2049	1515	1522	3037	1663	1661	3324

Forest Lodge @ FL Network Peak Hours (Transaction Data + 90th %tile Growthed)	Weekday			Weekend			Bank Holiday		
	Arr.	Dep.	Two-way	Arr.	Dep.	Two-way	Arr.	Dep.	Two-way
WEEKDAY AM Peak (0715-0815)	61	0	61						
WEEKDAY PM Peak (1630-1730)	58	108	167						
SAT Peak (1300-1400)				221	243	464			
BANK HOL (1115-1215)							304	239	543
12hr Daily (0700-1900)	1263	1226	2490	1593	1600	3193	1663	1661	3324

90th %TILE UPLIFT FACTORS	463	381	1.22	715	680	1.05
---------------------------	-----	-----	------	-----	-----	------

BW TRIP GEN AT FL/BW NETWORK PEAK HOURS

Birdworld @ FL/BW Network Peak Hours	Weekday			Weekend			Bank Holiday		
	Arr.	Dep.	Two-way	Arr.	Dep.	Two-way	Arr.	Dep.	Two-way
WEEKDAY AM Peak (0715-0815)	2	1	3						
WEEKDAY PM Peak (1630-1730)	1	5	6						
SAT Peak (1300-1400)				29	32	61			
BANK HOL (1115-1215)							76	11	87
12hr Daily (0700-1900)	94	94	188	242	242	484	355	355	710

Birdworld @ FL/BW Network Peak Hours (Growthed with Projected Customer Growth)	Weekday			Weekend			Bank Holiday		
	Arr.	Dep.	Two-way	Arr.	Dep.	Two-way	Arr.	Dep.	Two-way
2.14									
WEEKDAY AM Peak (0715-0815)	4	2	6						
WEEKDAY PM Peak (1630-1730)	2	11	13						
SAT Peak (1300-1400)				62	69	131			
BANK HOL (1115-1215)							163	24	186
12hr Daily (0700-1900)	201	201	402	518	518	1036	760	760	1519

Birdworld @ FL Network Peak Hours (Customer + 90th %tile Growthed)	Weekday			Weekend			Bank Holiday		
	Arr.	Dep.	Two-way	Arr.	Dep.	Two-way	Arr.	Dep.	Two-way
WEEKDAY AM Peak (0715-0815)	18	9	27						
WEEKDAY PM Peak (1630-1730)	9	46	55						
SAT Peak (1300-1400)				65	71	136			
BANK HOL (1115-1215)							163	24	187
12hr Daily (0700-1900)	855	855	1710	539	539	1078	760	760	1520

90th %TILE UPLIFT FACTORS	659	155	4.25	613	589	1.04
---------------------------	-----	-----	------	-----	-----	------

BW & FL TOTAL TRIP GEN AT FL/BW NETWORK PEAK HOURS

Birdworld & Forest Lodge @ FL/BW Network Peak Hours	Weekday			Weekend			Bank Holiday		
	Arr.	Dep.	Two-way	Arr.	Dep.	Two-way	Arr.	Dep.	Two-way
WEEKDAY AM Peak (0715-0815)	30	1	31						
WEEKDAY PM Peak (1630-1730)	28	55	83						
SAT Peak (1300-1400)				147	162	309			
BANK HOL (1115-1215)							247	145	392
12hr Daily (0700-1900)	678	661	1339	1093	1097	2190	1289	1288	2577

Birdworld & Forest Lodge @ FL/BW Network Peak Hours (Growthed with	Weekday			Weekend			Bank Holiday		
	Arr.	Dep.	Two-way	Arr.	Dep.	Two-way	Arr.	Dep.	Two-way
1.78									
WEEKDAY AM Peak (0715-0815)	54	2	56						
WEEKDAY PM Peak (1630-1730)	50	100	150						
SAT Peak (1300-1400)				272	300	572			
BANK HOL (1115-1215)							467	262	729
12hr Daily (0700-1900)	1241	1210	2451	2033	2040	4073	2423	2421	4844

Birdworld & Forest Lodge @ FL Network Peak Hours (Customer + 90th %tile	Weekday			Weekend			Bank Holiday		
	Arr.	Dep.	Two-way	Arr.	Dep.	Two-way	Arr.	Dep.	Two-way
1.78									
WEEKDAY AM Peak (0715-0815)	79	9	88						
WEEKDAY PM Peak (1630-1730)	67	154	221						
SAT Peak (1300-1400)				286	314	600			
BANK HOL (1115-1215)							467	262	729
12hr Daily (0700-1900)	2118	2082	4200	2132	2139	4271	2423	2421	4844