
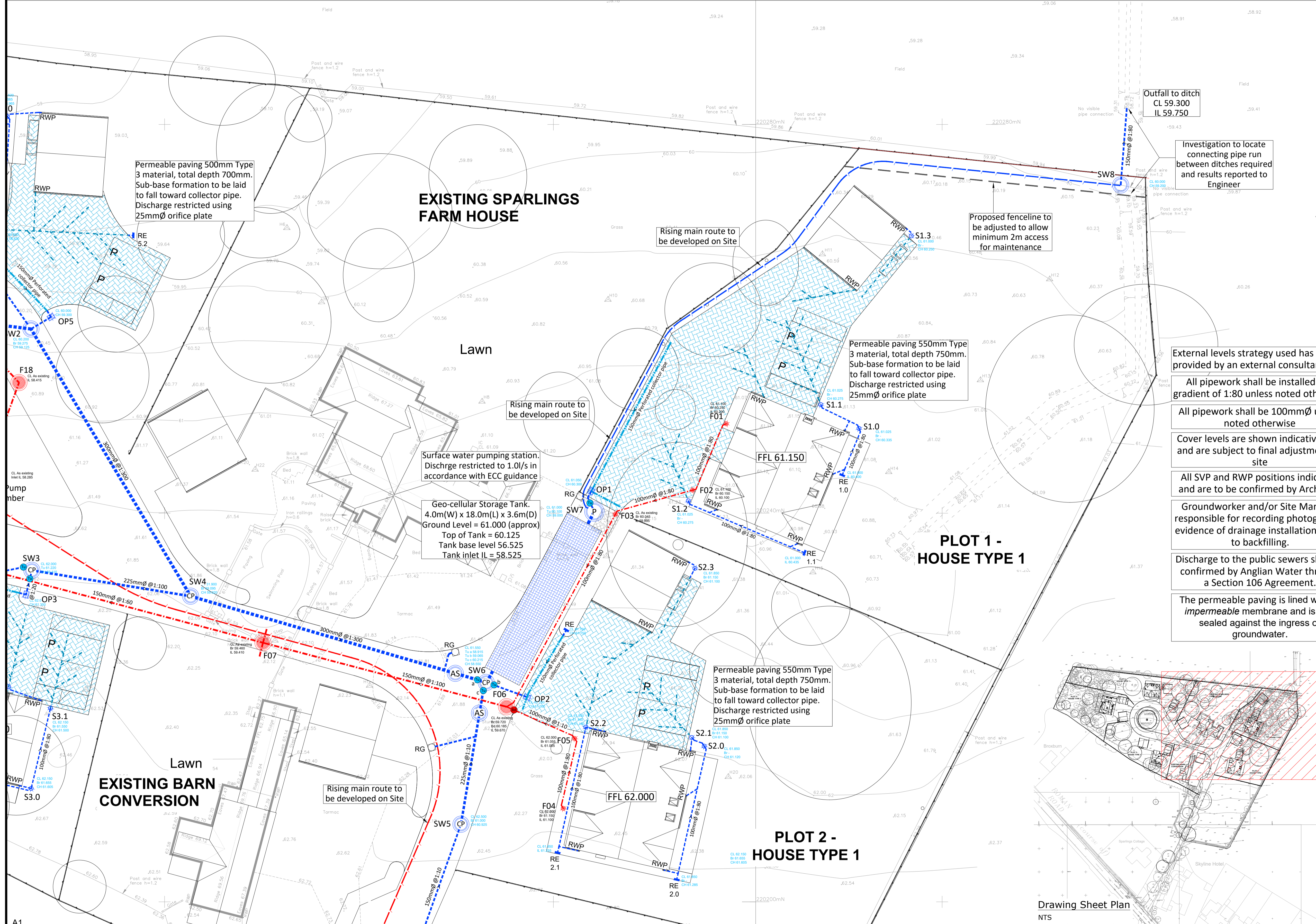


General Notes:

THIS DRAWING MUST NOT BE SCALED.

- The design, drawings and all included information are the sole copyright of Morgan Engineering Consultants and no element shall be reproduced without consent in writing.
- All drawings shall be read in conjunction with all Structural/Civil Engineering drawings, the MEC specification and drawings produced by the Architects, M&E Engineers, Sub-Contractors etc.
- All setting out is to be confirmed by the Architect.
- The Contractor is to check and confirm all setting out dimensions before commencing works. Where dimensions are shown on MEC's drawings, any discrepancies are to be reported asap.
- Dimensions must not be scaled from MEC's drawings.
- All dimensions are in millimeters unless noted otherwise.
- Reference is to be made to construction and structural notes on drawing S-00 and the accompanying MEC Structural Specification.



| Drawing Legend | |
|-------------------------------|--|
| Surface Water Drainage | |
| | Proposed surface water drainage |
| | Proposed high level connection to manhole |
| | Type A/B precast concrete ring manhole |
| | Type B/C inspection chamber Rigid Construction - Rectangular |
| | Type D inspection chamber Flexible Construction |
| | Type E inspection chamber Flexible Construction |
| | Rodding Eye |
| | Geo-cellular storage tank - lined with an impermeable membrane and is fully sealed against the ingress of groundwater. |
| | Road gully |
| | RWP Location |
| | Proposed Catchpit |
| | Proposed Pump Chamber. 1.0 l/s discharge rate |
| | Orifice plate 25mmØ to slow discharge from permeable paving areas |
| | Aqua Swirl Vortex Separator by SDS (or similar approved) |
| | Channel Drain. As specified or similar approved by client |
| | Threshold Drain. Hexdrain or similar approved by client |
| | Tanked porous paving - full depth construction (vehicle). Lined with an impermeable membrane and is fully sealed against the ingress of groundwater. |
| | Perforated distribution pipe - pipes laid in permeable paving sub-base as shown. (Refer to drainage layout for positions). |
| | Perforated collector pipe - pipes laid in permeable paving sub-base as shown. (Refer to drainage layout for positions). |
| Foul Water Drainage | |
| | Proposed foul water drainage |
| | Proposed Backdrop Connection |
| | Type A/B inspection chamber Rigid Construction - Circular |
| | Type B/C inspection chamber Rigid Construction - Rectangular |
| | Type D inspection chamber Flexible Construction |
| | SVP location |
| | Stub Stack location with air admittance valve |
| | Channel Drain. As specified or similar approved by client |
| | Yard gully |

External levels strategy used has been provided by an external consultant.

All pipework shall be installed at a gradient of 1:80 unless noted otherwise

All pipework shall be 100mmØ unless noted otherwise

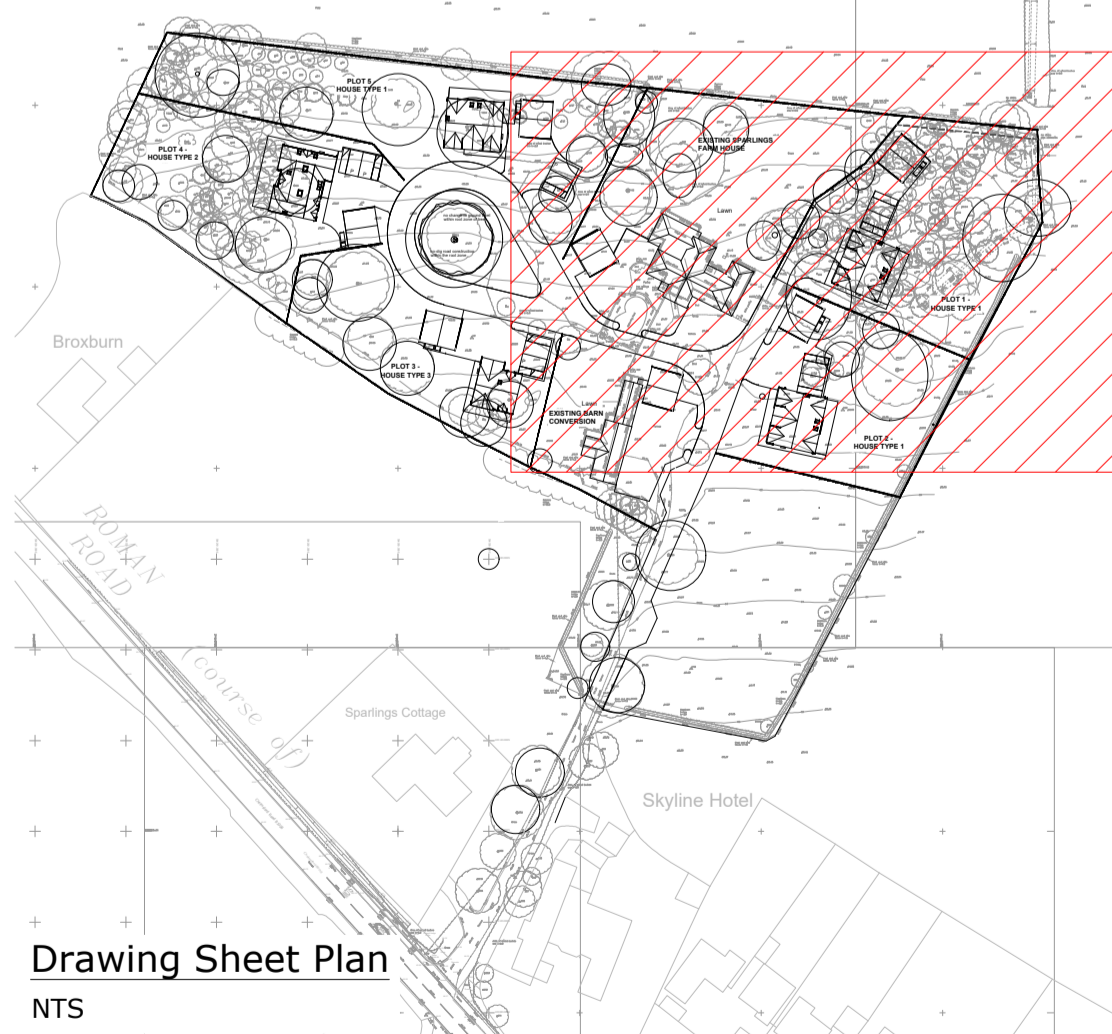
Cover levels are shown indicative only and are subject to final adjustment on site

All SVP and RWP positions indicative and are to be confirmed by Architect.

Groundworker and/or Site Manager responsible for recording photographic evidence of drainage installations prior to backfilling.

Discharge to the public sewers shall be confirmed by Anglian Water through a Section 106 Agreement.

The permeable paving is lined with an impermeable membrane and is fully sealed against the ingress of groundwater.




Client: BYFORD & HAMMOND

Project: SPARLINGS FARM
CHELMSFORD ROAD
BARNSTON, CM6 1LP

Drawing Title: PROPOSED DRAINAGE LAYOUT
SHEET 2 OF 3

LONDON . ESSEX . SURREY . SUFFOLK . KENT
STRUCTURAL & CIVIL ENGINEERS

Colchester Office: 01206 259 360 / 07708 446 575
London Office: 0204 534 5593 / 07738 439 500
Email: office@morganeng.co.uk
Web: www.morganeng.co.uk



| | | | | | |
|---------------------------|--------------|----------|-------------------|------|-----|
| P1 | P | 26.01.24 | PRELIMINARY ISSUE | JM | DP |
| REV | STATUS | DATE | DESCRIPTION | BY | CHK |
| Drawn by: | Checked by: | Date: | Scale at A1: | | |
| JM | DP | JAN 2024 | 1-200 @A1 | | |
| Issue Status: PRELIMINARY | | | | | |
| Ref: | 2401-08-C-02 | | | Rev: | P- |