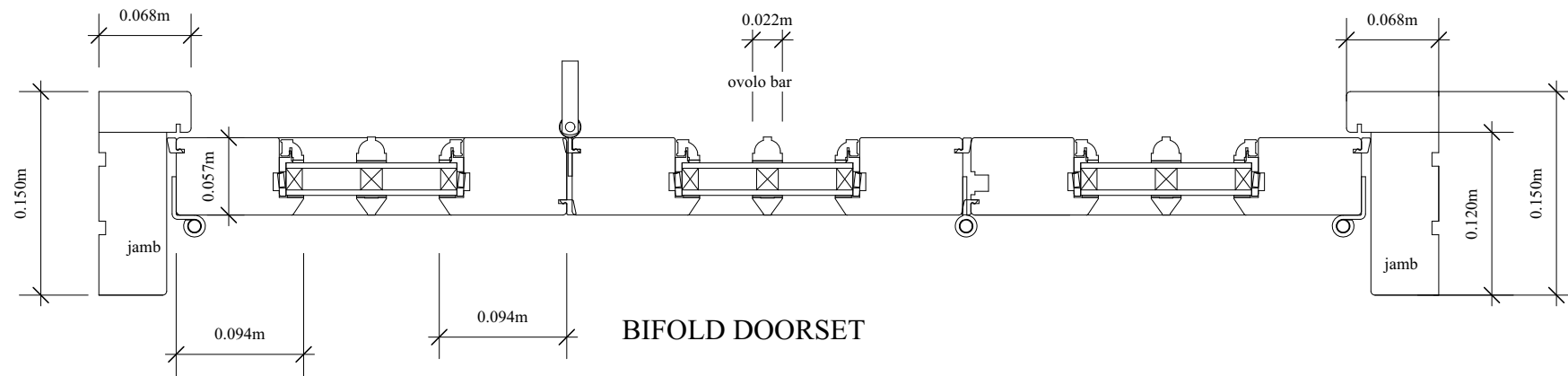


Double glazed units to be 10mm Slimlite or similar approved - BSEN1279 Certified  
**Slimlite Double Glazing (Edin) Ltd**  
 Unit 2, Forth Industrial Estate, EH5 1RF  
 Tel: 0131 551 2931  
 Fax: 0131 551 2932  
 Email: mail@slimliteglass.co.uk



BIFOLD DOORSET

**JOINERY :**

Engineered clear grade knot free timber, all FSC certified. Chain of Custody can be specified.  
 Casement sash section (width x depth): Refer to detailed large scale JDA drawings.

Finish:

Three coat spray applied factory finish using water based micro-porous paint/ stain. - **Colour to be white gloss to match existing joinery**

Weatherseal:

Deventer TPE Thermoplastic Elastomer.

Glazing:

Double glazed units to be 10mm Slimlite or similar approved - BSEN1279 Certified  
 Slimlite Double Glazing (Edin) Ltd

Unit 2, Forth Industrial Estate, EH5 1RF Tel: 0131 551 2931 Fax: 0131 551 2932 Email: mail@slimliteglass.co.uk

Beading:

Internal cassette beading.

Performance:

Air permeability: EN 1026:2000 Class 4. Water tightness: EN 1027:2000 Class 9A. § Wind resistance: EN 12211:2000 Class C5.

Concealed side swing egress/easy clean friction hinge with 90° opening

Ironmongery :


Black iron monkey tail casement handles

Adhesives :

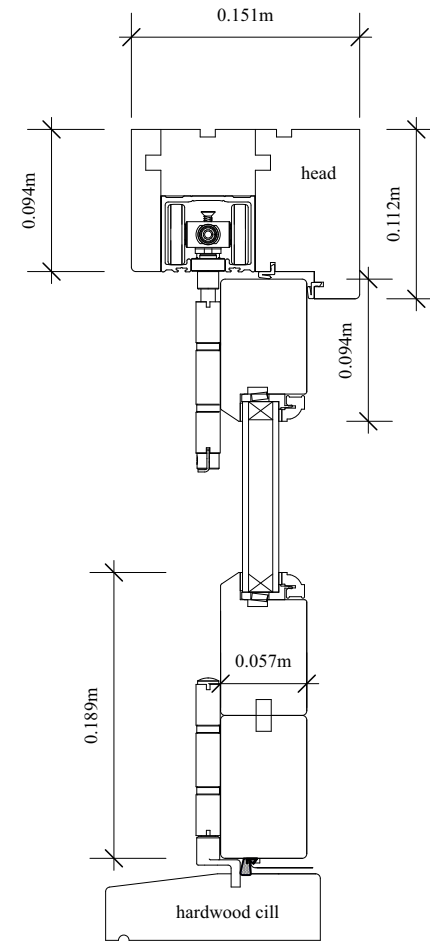
Adhesives shall comply with BS.1204.

Timber :

All timber shall be well seasoned, bright, sound, cut square and straight grained and shall be free from discoloured sap wood, wane, shakes, dry, loose or dead knots, or any other defects which will render it unsuitable for its intended use.



BIFOLD DOORSET



timber cill mastic sealed against ex dressed stone cill

**NOTES**

Do NOT scale from this drawing or any other prepared by JDA in connection with this project  
 This drawing is copyright and may not be altered, traced, copied, photographed or used for any purpose other than for which it has been issued without written permission of the copyright holder.  
 The Contractor is to check all dimensions on site and report any discrepancies PRIOR TO commencing work.  
 All details shown on this drawing are based upon typical site conditions related to the area. No responsibility can be accepted for abnormal conditions unless they have been reported in detail so that design amendments may be considered.  
 All works and materials are to be in full accordance with current British Standards, Building Regulations, Agreement Certificates and Manufacturers printed instructions.  
 All Building Regulations inspections are to be carried out at the appropriate stages of work.

0 100 200 300 400 500



SCALE BAR IN MILLIMETRES

**John Dickie Associates**  
**Chartered Building Engineers**  
**5, Victor Way, Cherry Holt Road,**  
**Bourne, Lincs PE10 9PT**  
**Tel 07778 297733 jda@ndirect.co.uk**

**Proposed Alterations and Extensions**  
**at Mill Cottages, Mill Lane**  
**Empingham LE15 8QE**

**Drawing Title : Proposed New Joinery**  
**Client : Mrs. R. Griffin**  
**Date February 2024**  
**Scale 1 to 5 at A3**  
**Drawing No JDA/2024/JOINERY.002**