




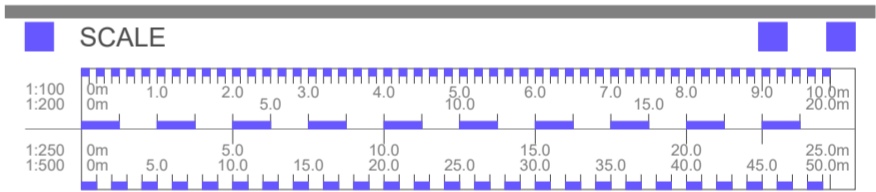


Legend:

-  Planning application boundary
-  Land within applicants ownership
-  Indicative existing landscaping
-  Existing landscaping removed
-  Indicative new landscaping



Important note:
All construction works to be undertaken in strict accordance with the Construction (Design and Management) Regulations 2015.



REVISIONS

Rev:	Description:	Date:	By:
-	Initial issue.	00.00.00	SCH