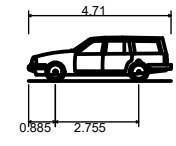


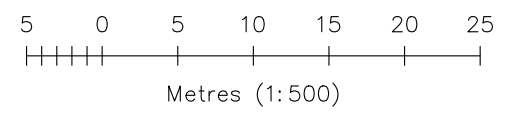
ONLY SCALE FOR PLANNING PURPOSES

© Crown Copyright 2020. All rights reserved. Licence Number 100031961



Estate Car (2006)	4.710m
Overall Length	1.804m
Overall Width	1.442m
Overall Body Height	0.207m
Min Body Ground Clearance	1.756m
Max Track Width	4.00s
Lock to lock time	5.950m
Kerb to Kerb Turning Radius	

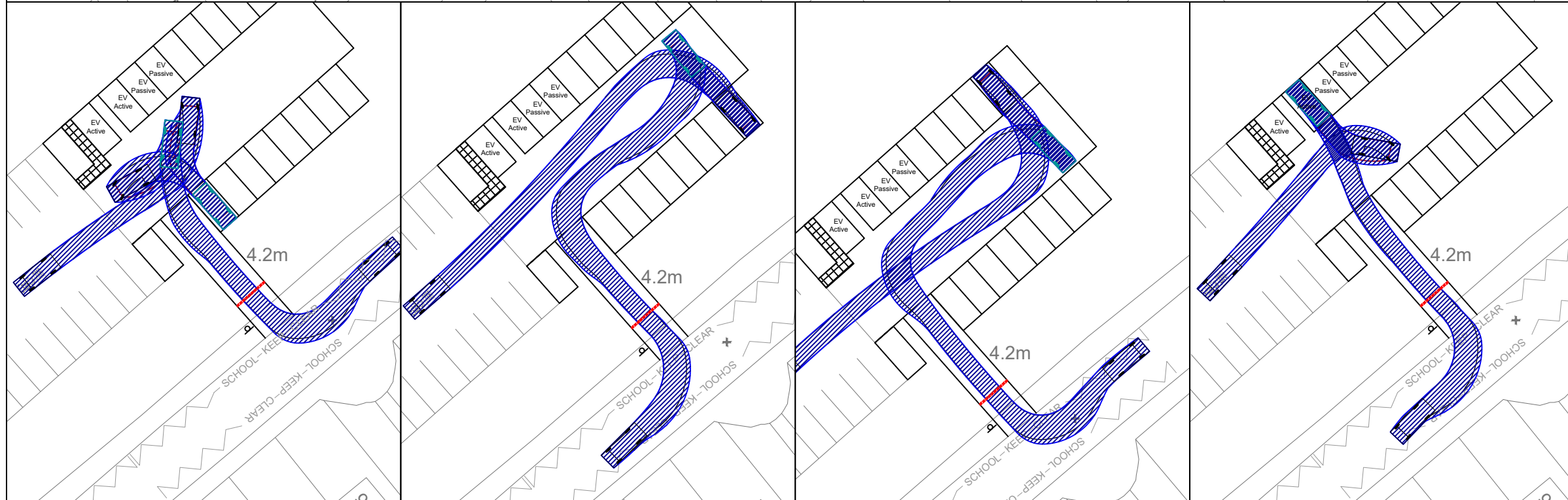
Notes:
 • Drawing is based on OS data.



REV	DATE	BY	DESCRIPTION	CHK	APD
P2	30.11.21	JM	Layout Details	SM	SM
P1	06.07.21	JM	First Issue	SM	SM

client
SIR ROGER MOORWOODS SCHOOL

project
SIR ROGER MANWOODS SCHOOL, SANDWICH



title
PROPOSED PARKING EXTENSION

project	15519	drwg	H-01	rev	P2
Drawn	JM	Checked	SM	Approved	SM
scale @ A3	1:500	date	30.11.21		
status	FOR INFORMATION				P



Eclipse House, Eclipse Park, Sittingbourne Road
 Maidstone, Kent. ME14 3EN
 t: 01622 776226 f: 01622 776227
 e: info@dhaplanning.co.uk w: www.dhaplanning.co.uk

CAD Reference: **A3**