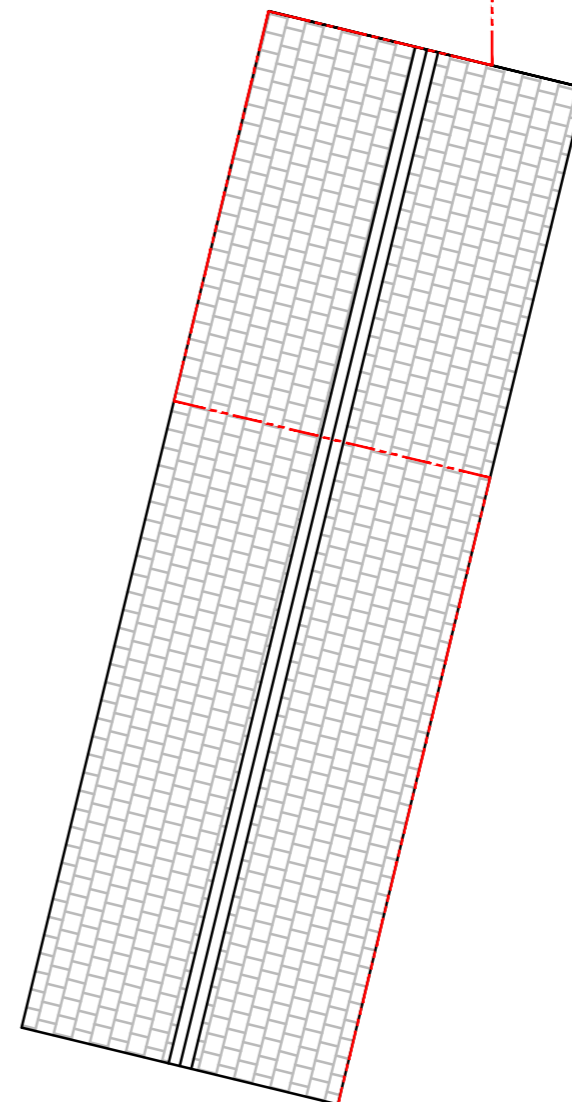
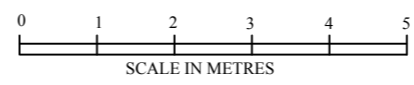
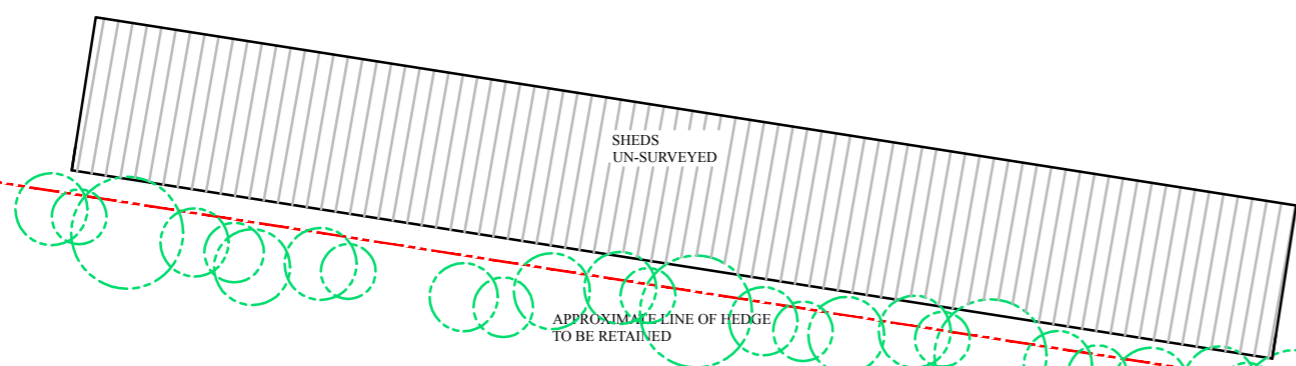


ROOF PLAN



ROAD



NOTE:
 This drawing to be read with all other drawings relating to the building work.
CONSTRUCTION NOTES
 All work and materials to conform to British Standards and to be used in accordance with manufacturers instructions. All work to be approved by Local Authority. Do not scale from drawings. All dimensions to be taken on site. If in doubt consult the Architect.
COPYRIGHT
 Do not copy or alter drawing without Architects permission.

<i>Andrew Court. Architect.</i>		<i>RIBA.</i>	
<small>BIGBLUE AFTON DOWN PRESHWATER BAY ISLE OF WIGHT, PO40 9TY TEL 01983 753181 / 07767494238</small>		<small>CHARTERED ARCHITECT</small>	
<small>JOB:</small> LEIGH COTTAGE	<small>CLIENT:</small> MR W MAYERS	<small>TITLE:</small> PROPOSED ROOF PLAN	<small>SCALE:</small> 1-100 @A3
<small>DRG. NO.</small> 2249-1-9	<small>REVISION:</small> REVISION C		
<small>DATE:</small> 5-8-2023	170		