

Supporting Documents – To The Old School House – LBC

Appendix

Appendix: 1a - photo of existing sitting room wall in need of replastering (Area circled in blue)



Appendix 2 a,b,c, d, - photos of existing walls and string course to be repointed where necessary

a School side wall to be pointed



b. School side to be pointed



c. Front to be pointed

d Kate's cottage side walls to be repointed

2f-h - photos of chimneys to be repointed

f. Front chimney, above front door

g, chimney above bathroom window – Kate's Cottage side



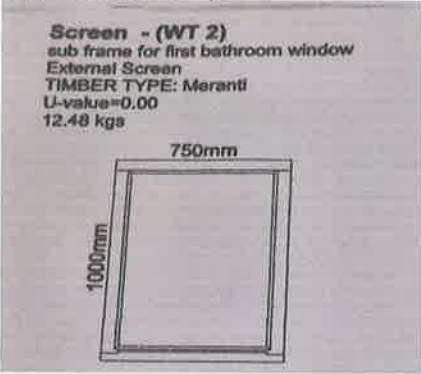
h Kitchen chimney to be repointed – Kate's Cottage side



3a - photo of bathroom window frame in need of repair



Appendix 3b - plan for bathroom window subframe




Appendix 3c photo of dining room window outside in need of replacing



3d - photo of dining room window inside in need of replacement



Appendix - 3e proposed plan for dining room window replacement)please note the window will have three horizontal panes and four vertical panes.



Appendix - Photograph of neighbouring property with new replacement windows – also Grade II listed:



2b, 2g, 4a-c- photos of existing guttering, waterpipes downpipes

2a



Appendix - 2g



Appendix - 4a



Appendix - 4b



Appendix 4c



Appendix 4h - photo of proposed gutter to be installed, same as next door neighbours



Appendix 5a - Photograph of existing combination panel/wattle fence



Appendix 5b Photograph of existing combination panel/wattle fence



Appendix 5c - Photograph of existing close boarded fence



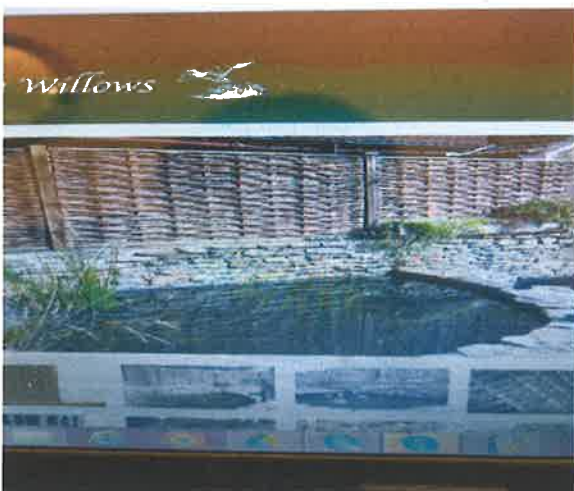
Appendix 5d - Photograph of existing panel fence



Appendix 5e Photograph of existing gate



Appendix 5f - Photograph of heritage willow framed hurdle fencing



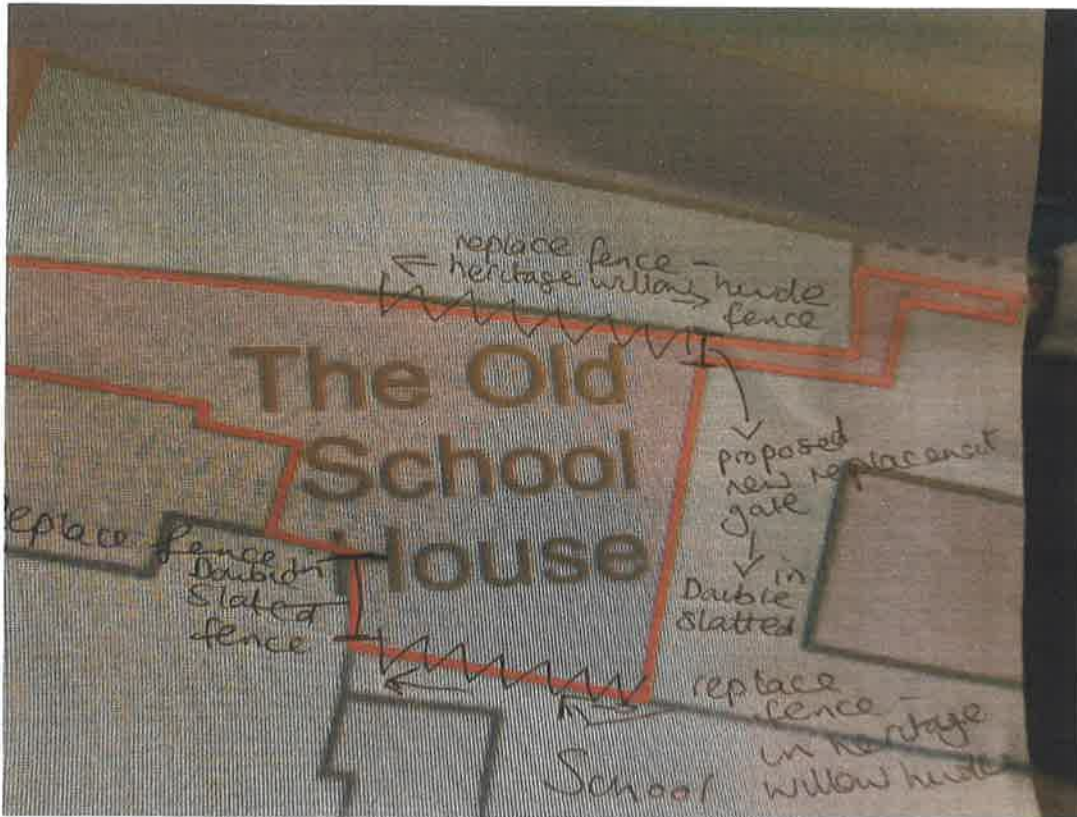
Appendix 5g - Photograph of proposed double slatted fencing



Appendix 5h - Photograph of proposed double slatted gate



Appendix 5i - Plan of proposed fences



Appendix 2b and 2g - photo of existing verges/cornice in need of repair



Appendix - 6a photo of rear rafter in need of replacement



Appendix - 7a photo of sitting room fire surround/fireplace

