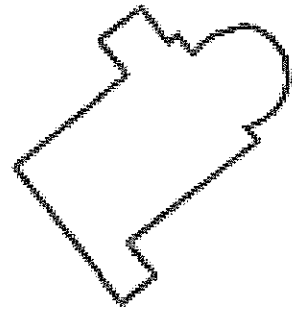


Church

141.8m



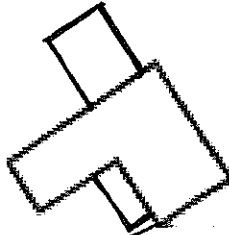
Path

147.2m

EXISTING GARAGE


Spring & Troughs

Old School House



GP

160.2m



EXISTING BLOCK PLAN  
THE OLD SCHOOLHOUSE  
FRAMPTON MANSELL  
GLAS.

1:500.