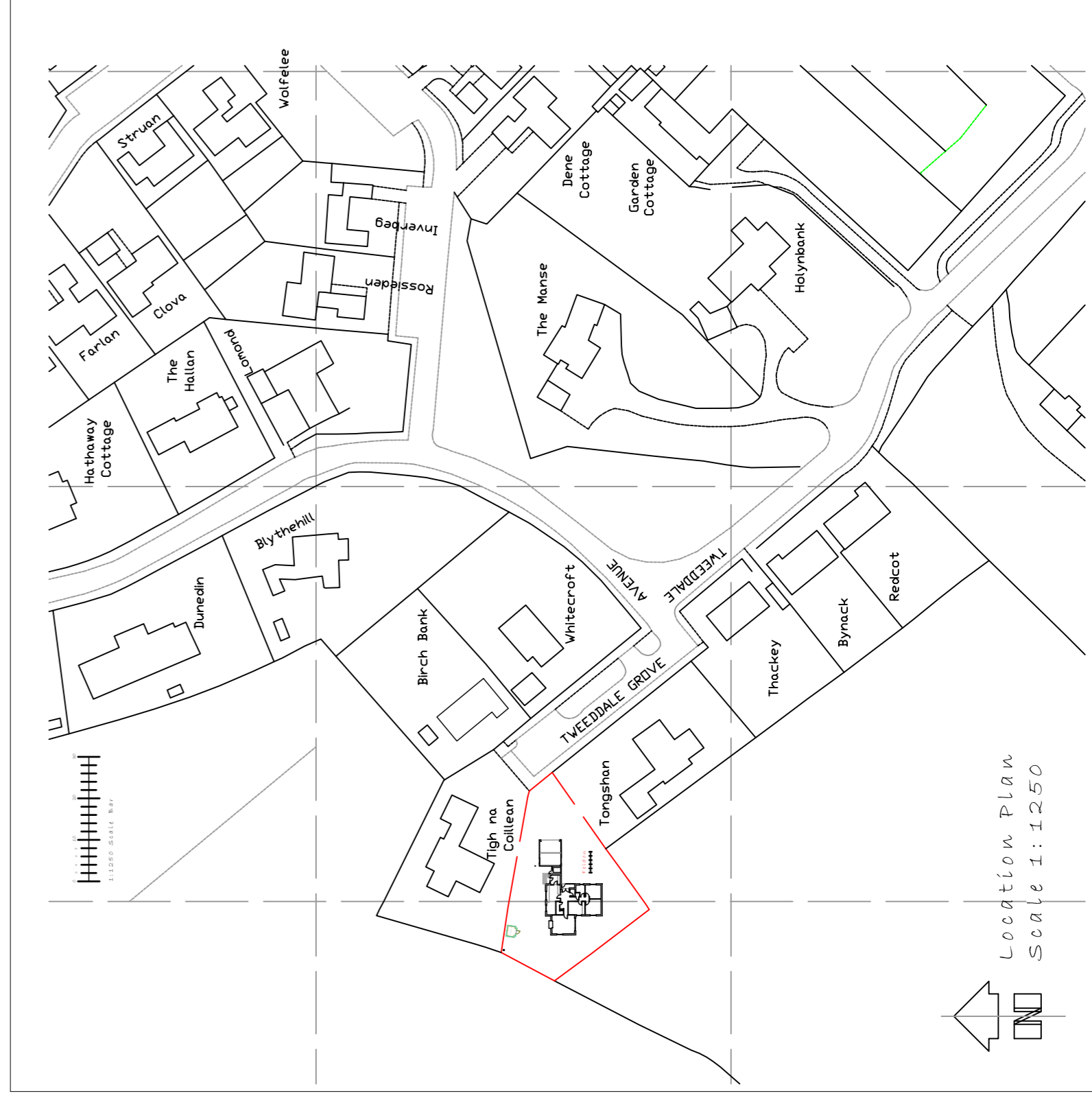




Proposed Ground Floor Plan
Scale 1:50




Location Plan
Scale 1:1250




Solar Panel Rear Elevation




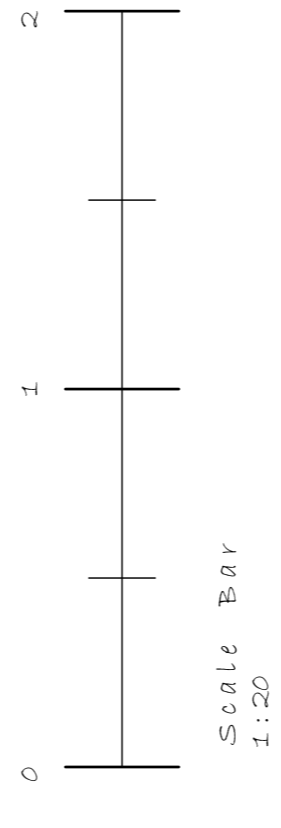
Solar Panel Side Elevation



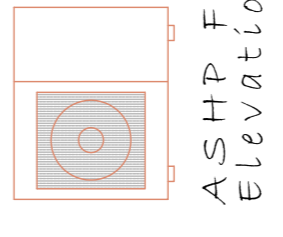
Solar Panel Front Elevation



Solar Panel Plan
Scale 1:20



ASHP Side Elevations



ASHP Front Elevation



ASHP Rear Elevation

ASHP Floor Plan
Samsung EHS

Revisions:

COPYRIGHT OF DOUGLAS WILLIAMS - CHARTERED ARCHITECTURAL TECHNOLOGIST.

Project	PROPOSED ALTERATIONS AT "FELDON" TWEEDALE GROVE, GIFFORD.
Client	MRS D MACKENZIE AND MRS C. BAWFORD.
Dwg No.	DM/1228/F-036
Scale	1:50 G 1:20
Date	NOV. 2023
Revision No.	0

Douglas Williams M.C.A.T.
Chartered Architectural Technologist
474 High Street
Haddington EH41 2FE
Tel: 01439 838845
Email: Dougwilliams74@gmail.com