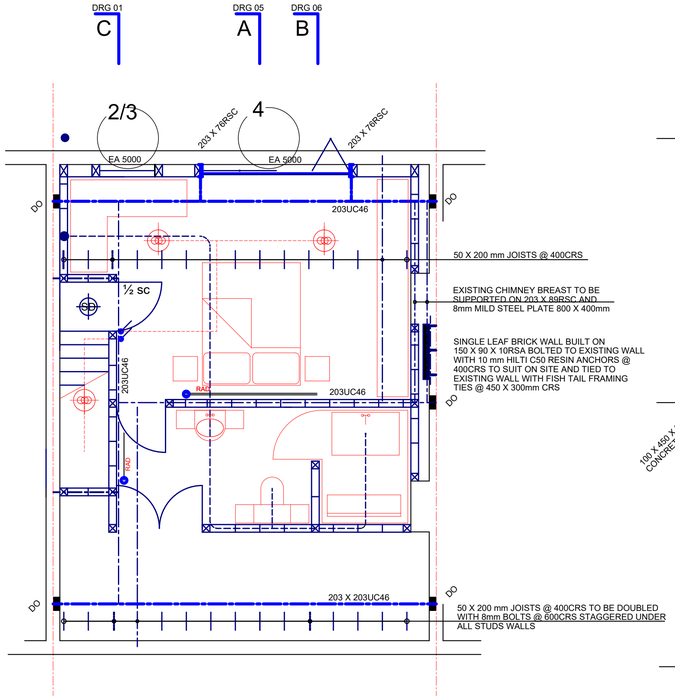

PROPOSED LOFT 1 : 50

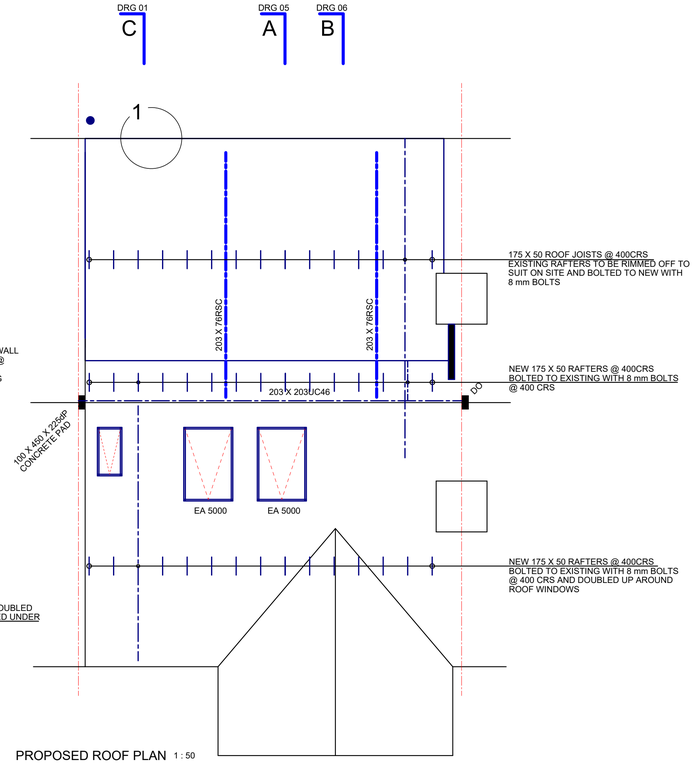

PROPOSED ROOF PLAN 1 : 50

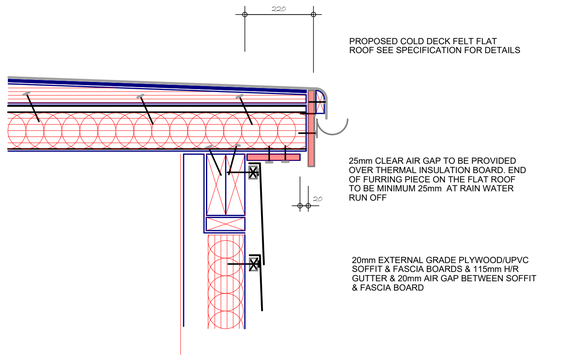

DETAIL 1 1 : 10

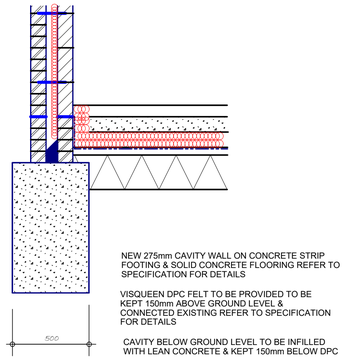

SECTION B -- B 1 : 20

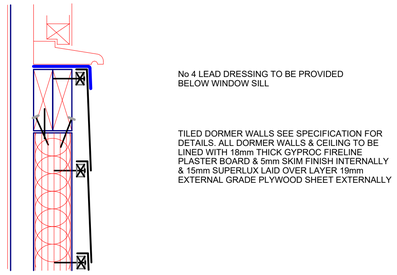

DETAIL 2 1 : 10

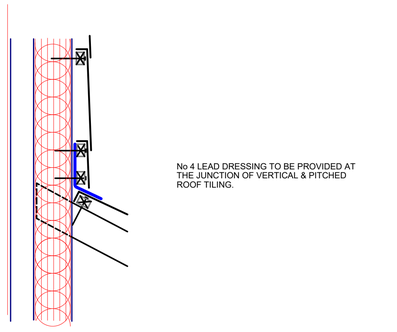

DETAIL 3 1 : 10

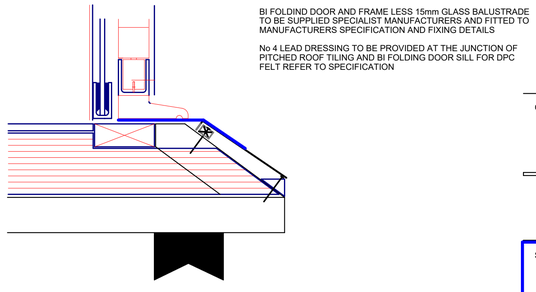

DETAIL 4 1 : 10

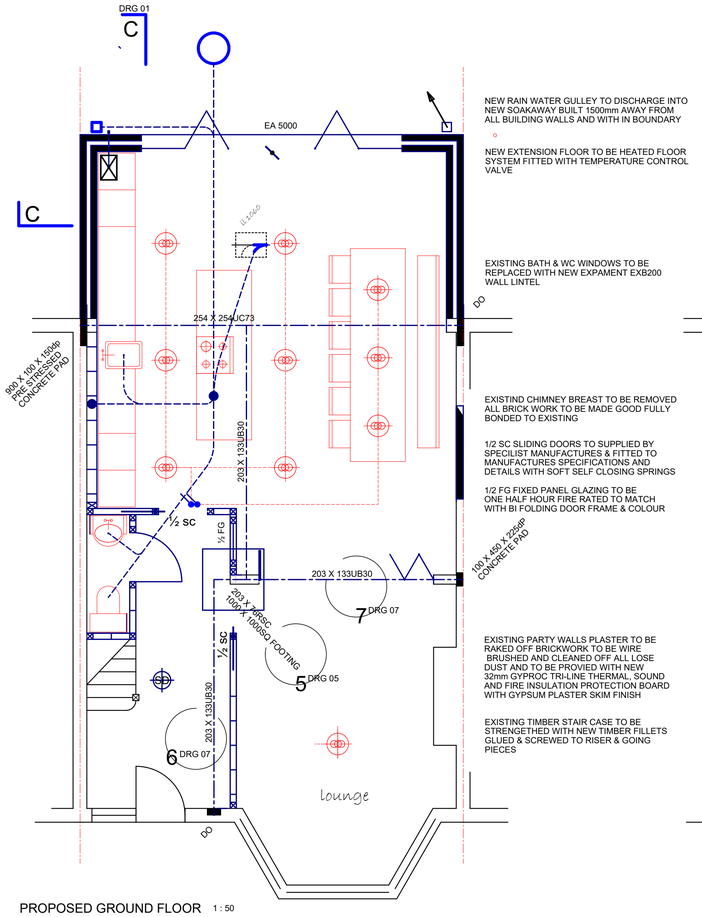

PROPOSED GROUND FLOOR 1 : 50

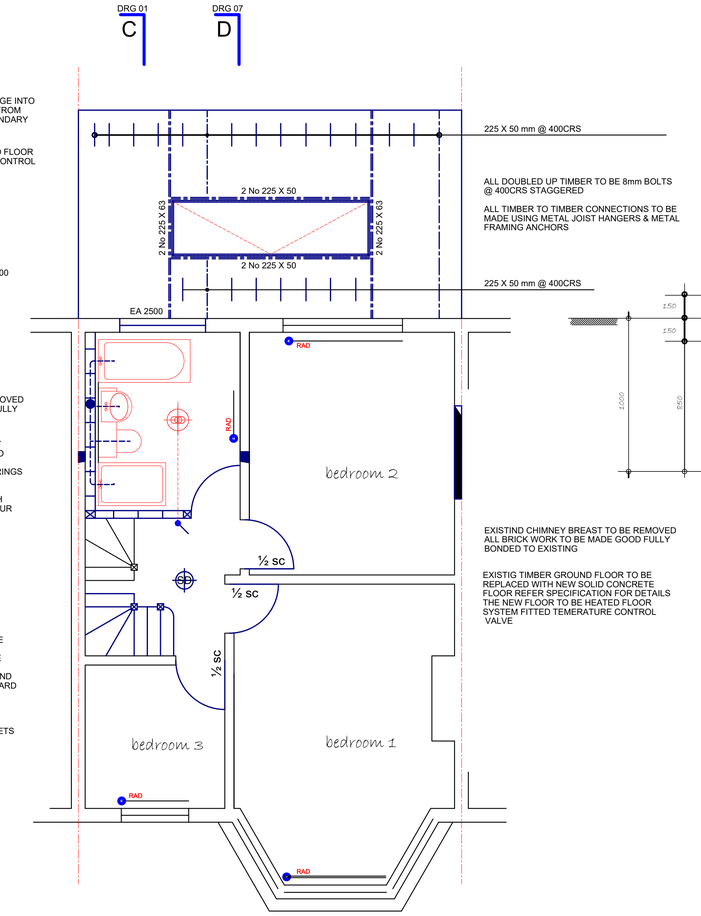

PROPOSED FIRST FLOOR 1 : 50

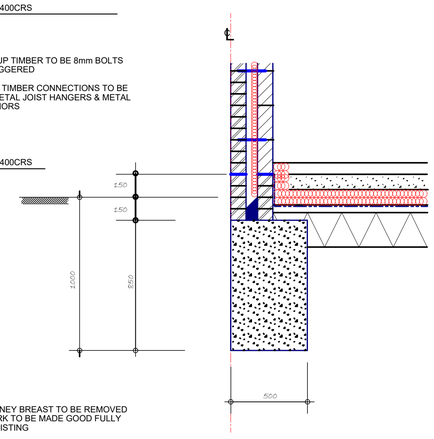

SECTION A -- A 1 : 20

NOTES

1. ALL THE DIMENSIONS ARE TO BE CHECKED ON SITE PRIOR TO ANY WORK ON THE SITE.
2. THIS DRAWING IS TO BE READ IN CONJUNCTION WITH ALL THE RELEVANT DRAWINGS, DETAILS AND SPECIFICATION.
3. ALL STRUCTURAL STEEL TO BE GRADE 43 STEEL UNLESS NOTED OR OTHER WISE.
4. ALL STRUCTURAL CONCRET TO BE GRADE 20/30N-mm2
5. ALL STRUCTURAL TIMBER TO BE RED WOOD/WHITE WOOD GRADE SC4 UNLESS NOTED OR OTHER WISE.
6. ALL NEW WALL TO BE TIED TO EXISTING WITH FURFIX FIXING OR SIMILAR.
7. THE OWNER HAS TO ASSIGN A PARTY WALL CONSULTANT TO NOTIFY ALL THE ADJOING BUILDING OWNER OF ALL THE WORK CARRIED OUT:
   1. ON AN EXISTING SHARED WALL WITH ANOTHER PROPERTY.
   2. BUILDING ON THE BOUNDARY WITH NEIGHBOURING BUILDING.
   3. EXCAVATING NEAR NEIGHBOURING BUILDING NEIGHBOURING BUILDING
8. ALL NEW DRAINAGE AND DRAINAGE FITTINGS ABOVE AND BELO GROUND HAS TO BE TESTED FOR AIR AND WATER TEST PRIOR FINAL INSPECTION BY BUILDING INSPECTOR AND APPLING FOR COMPLICATION CERTIFICATE. ALL APPROVED CERTIFICATES A TO BE HANDED TO THE CLIENT AND BUILDING INSPECTOR AT T BUILDING CONTRACTOR.
9. ALL NEW ELECTRICAL WORKS IS TO BE INSTALLED BY A PERSO REGISTERED WITH A COMPITENT SCHEME. ON COMPLETION AL APPROPRIATE TEST CERTIFICATES ARE TO BE HANDED TO THE PRIOR TO FINAL INSPECTION BY BUILDING INSPECTOR AND AP FOR A COMPLICATION CERTIFICATE.

ALL NEW GAS & HEATING WORKS IS TO BE INSTALLED BY A PERSON REGISTERED WITH A COMPITENT SCHEME. ON COMPLETION AL APPROPRIATE TEST CERTIFICATES ARE TO BE HANDED TO THE PRIOR TO FINAL INSPECTION BY BUILDING INSPECTOR AND APPLYING FOR A COMPLICATION CERTIFICATE.

CENTERAL HEATING RADIATORS FITTED WITH CONTROL VALVE TO BE PROVIDED TO ALL NEW ROOMS THUS MARKED RAD

EXISTING FLANK WALL FOOTING IS TO BE EXPOSED FOR INSPECTION BY THE BUILDING INSPECTOR AN UNDER PINNED AS NECESSARY

ALL NEW WINDOW AND PATIO DOORS TO BE FITTED WITH 21mm SLOTTED HEAD PIECE TO TRICKEL VENTILATE MINIMUM 5000mm2 TO ALL NEW ROOMS 2500mm2 TO BATH/WC MARKED EA 5000/EA 2500. ALL NEW WINDOWS TO HAVE CLEAR OPENING OF 450 X 450mm

MECHNICAL VENTILATION TO BE PROVIDED TO SHOWER/ WC OF 30L/S, SEE SPECIFICATION FOR DETAILS

A MINIMUM 40 LUMENS PER CIRCUIT WATT LAMP & SWITCH FITTING PER 25m2 OF FLOOR SPACE THUS MARKED

FOR MULTIPLE LAMP FITTING 1 IN EVERY 4 LAMP FITTING TO BE A MINIMUM 40 LUMENS PER CIRCUIT FITTING TO ALL NEW ROOMS SEE SPECIFICATION FOR ALL NEW ELECTRICAL WORKS

SMOKE DETECTORS TO BE PROVIDED AT ALL FLOOR LEVELS FOR DETAILS SEE SPECIFICATION THUS MARKED

SD

ALL DOORS ½ SC TO BE ONE HALF HOUR FIRE RATE DOORS & FITTED WITH SELF CLOSING HING & 28 X 2 STOPS

½ SC

EXISTING LANDING FLOOR JOIST TO BE DOUBLED U WITH NEW 200 X 75mm JOIST BOLTED EXISTING WI 8mm BOLTS @ 400 CRS STAGGERED

ALL EXISTING & NEW STAIRCASE SOFFIT TO BE TW LAYERS 12.5mm GYPROC FIRE LINE PLASTER BOAR WITH 5mm SKIM FINISH

ENTIRE LOFT SPACE TO AREA TO BE PROVIDE WIT NEW FLOOR COVERING SEE SPECIFICATION FOR DETAILS

EXISTING MANHOLE WITH IN THE PROPOSED EXTENSION TO BE MADE REDUDENT BY BRAKING OUT THE BRICK ENCLOSURE & REINSTATING THE OPEN CHANNEL WITH NEW CLOSED JUNCTION CHANNEL

A NEW 475mm ROD ABLE INSPECTION CHAMBER TO BE BUILT ON 100mm CONCRETE SLAB & LINED 100mm CONCRETE WELL. TO BE BUILT OUT THE PROPOSED REAR EXTENSION.

OWNER

MR & MRS NICHOLSON

500 1000 2000 3000 4000

SITE

8 CHERRY TREE ROAD
N2 9RL

PROPOSED SINGLE STOREY REAR EXTENSION & LOFT CONVERSION

DRAWING No 03/07B 24/0236/HSE

DATE

SCALE 1:10 1:50 A1