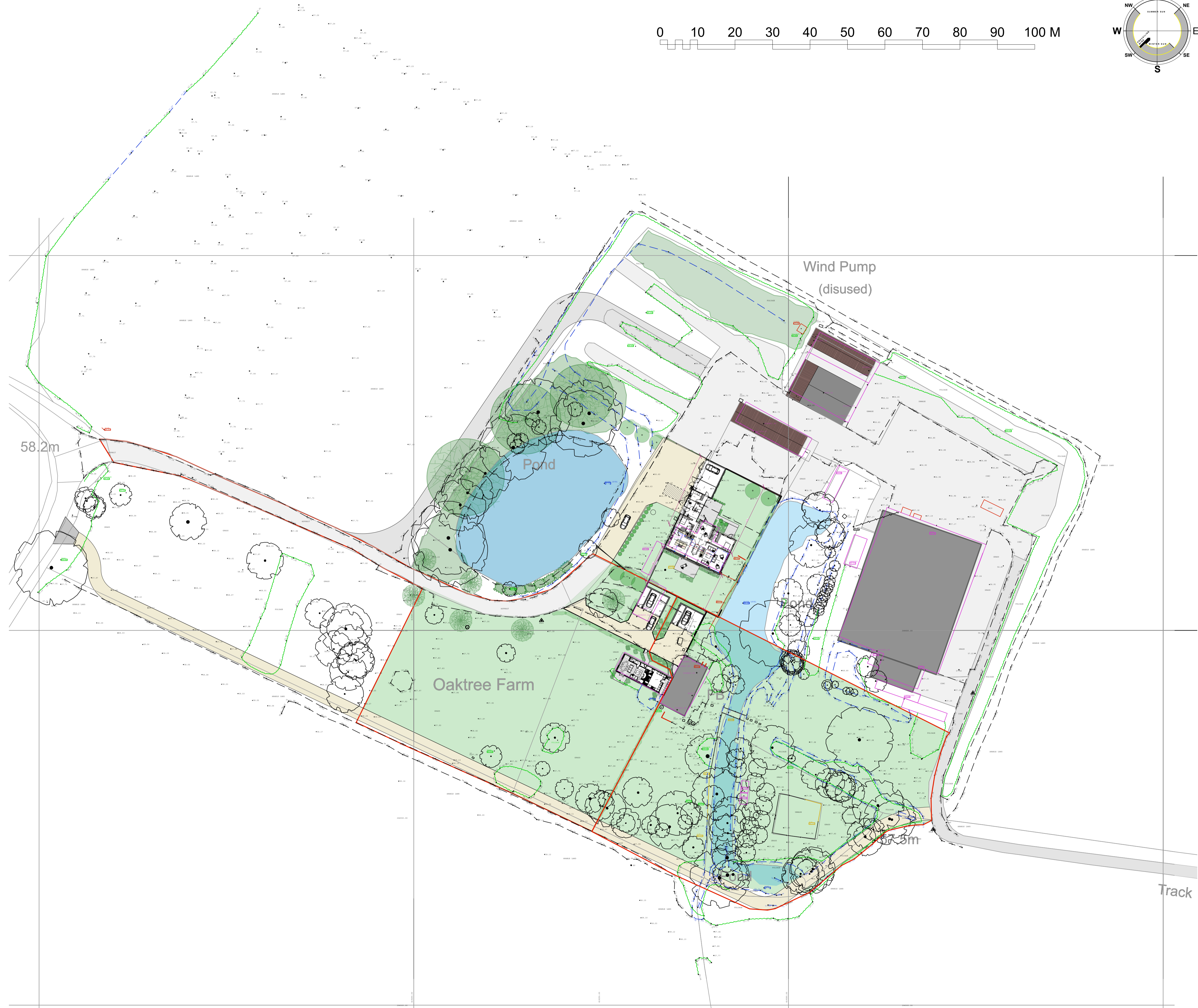
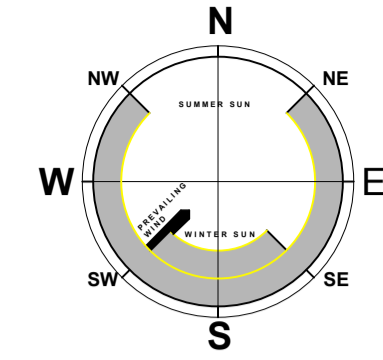
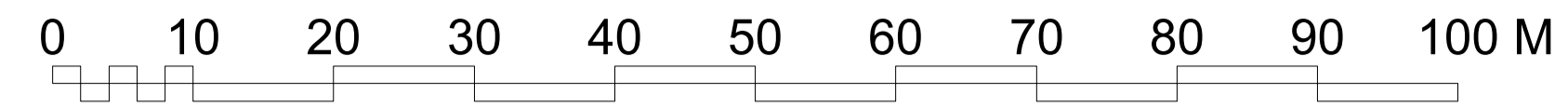


General Notes  
 1. Do not scale this drawing. All dimensions to be as noted. Contractor to check all dimensions on site before carry out works.  
 2. This drawing is for the private and confidential use of the client for whom it was undertaken and it should not be reproduced in whole or in part or relied upon by third parties for any use without the express written authority of Beech Architects Limited.



C - 31/7/20 - Plans Updated  
 B - 30/07/20 Access track added to South  
 Rev A - 28/06/20 Adjustment of red boundary line

**Beech ARCHITECTS**  
 Church Farm Barn  
 The Street  
 Thorndon  
 Suffolk  
 IP23 7JR  
 enquiries@beecharchitects.com  
 01379 678442

CLIENT  
 Mary Clarkson

PROJECT  
 Oak Tree Farm  
 Kenton  
 Stowmarket  
 Suffolk  
 IP14 6JZ

DRAWING  
 Proposed Context Plan

SCALE 1:500 @ A1	DATE March 2020	DRAWN BY HF	CHECKED IT
DRAWING NUMBER 07	JOB NUMBER 457	STATUS Not For Construction	REV C

This drawing is copyright and remains the property of Beech Architects Ltd. Original size A1. Scale shown will be incorrect if reproduced in any other format. All dimensions to be checked on site.