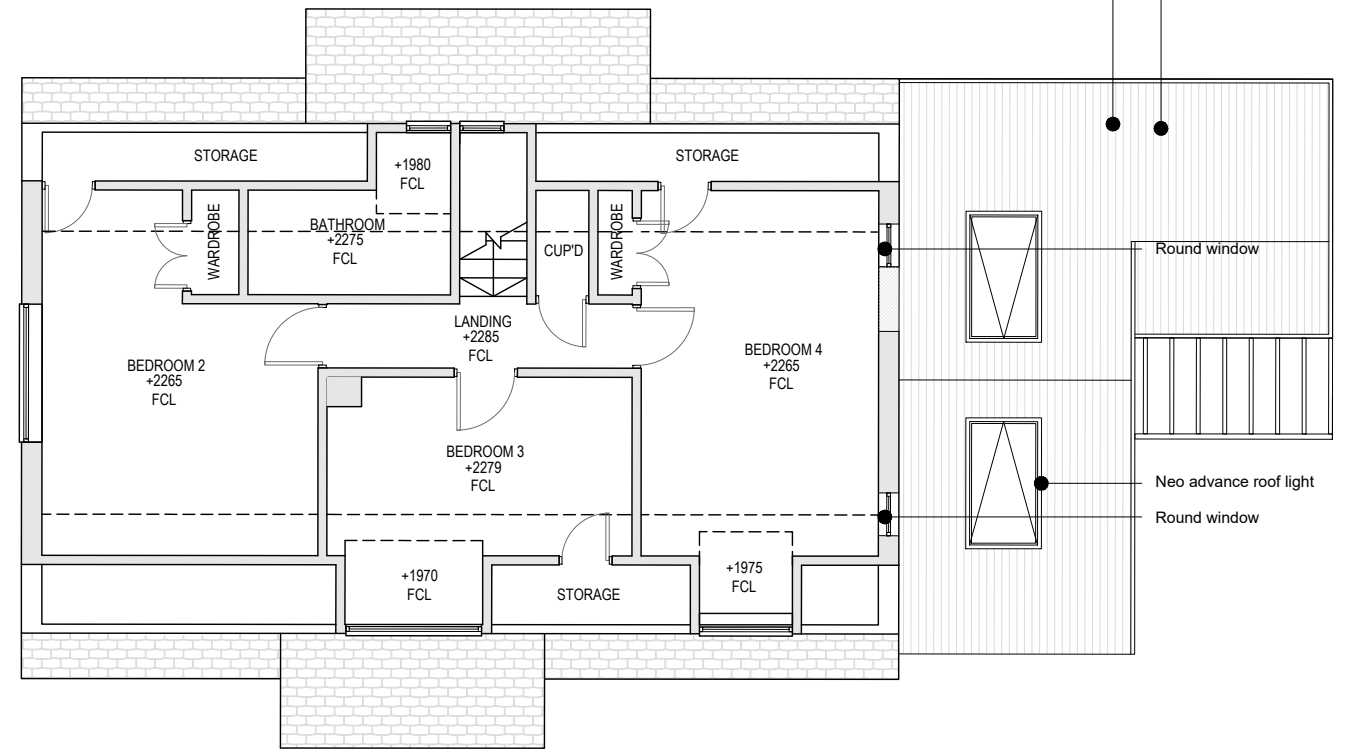


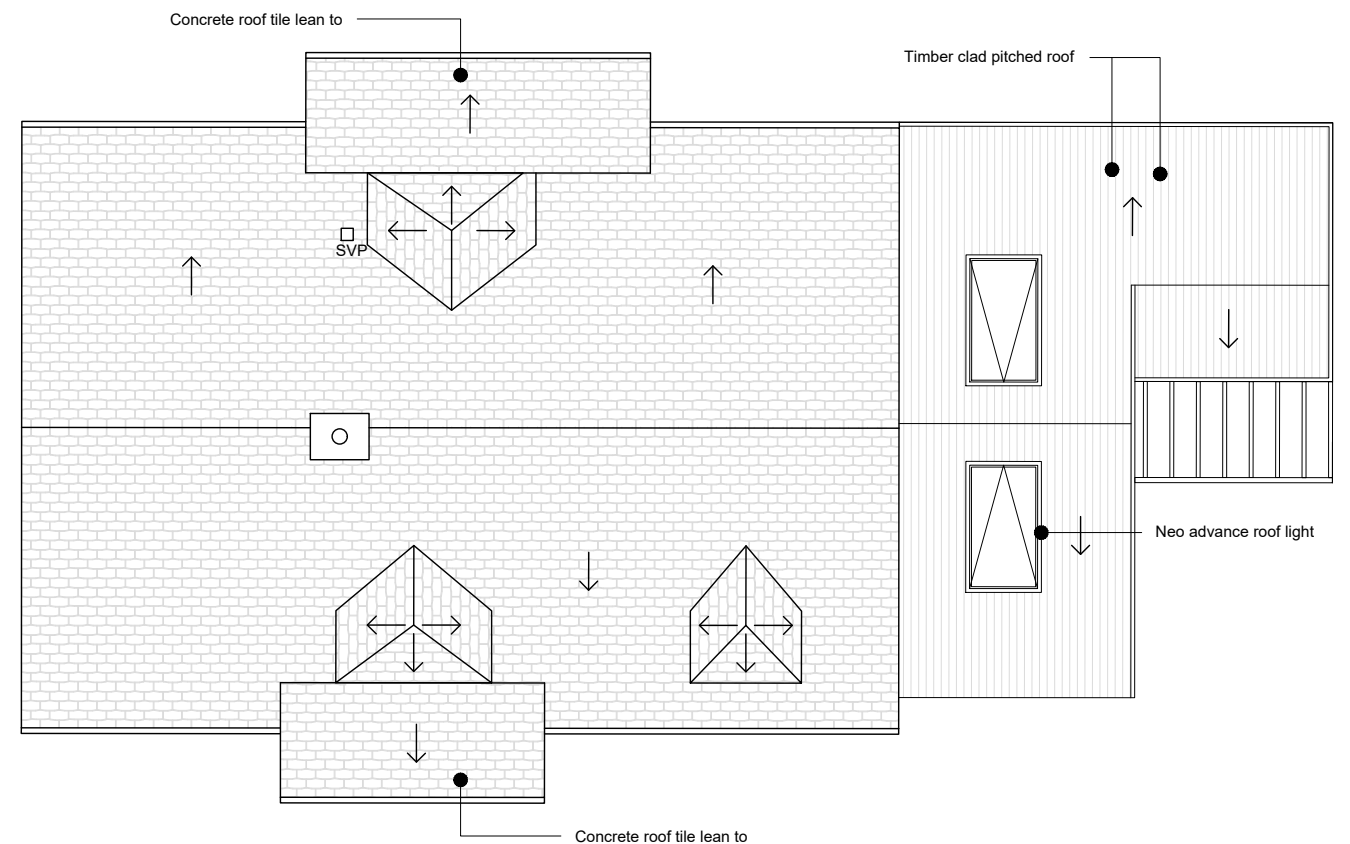
GROUND FLOOR PLAN - PROPOSED

SCALE 1:100



FIRST FLOOR PLAN - PROPOSED

SCALE 1:100



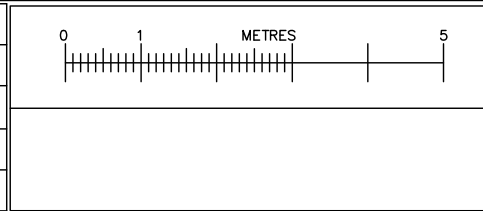
ROOF PLAN - PROPOSED

SCALE 1:100

Dormer Cottage, Coates Side Extension			
DRAWING	Floor Plans Proposed	DRAWING NO. 021	REV. B
DATE	27.01.23	SCALE as noted @ A3	DRAWN TH CHECKED MC

VARIATION OF CONDITIONS			
NOTE: The level of information in this drawing is issued for VARIATION OF CONDITIONS only. The information shown should not be used for any other purpose (such as building regulations, costing or construction) unless permission is expressly given by client/architect. To be read in conjunction with Civil and Structural and MEP information. Rights for party wall and rights of light lies with the client. A specialist measured survey has not been carried out on the site. All dimensions should be checked on site. Illustrated material subject to copyright			
REV.	AUTHOR:	DATE:	DESCRIPTION:
A	MC	09.03.23	EXTENSION ROOF ALTERED
B	SL	31.07.23	KITCHEN FOOTPRINT UPDATED, NEW DORMER REMOVED FROM ROOF PLAN
-	-	-	-
-	-	-	-

REV.	AUTHOR:	DATE:	DESCRIPTION:
A	MC	09.03.23	EXTENSION ROOF ALTERED
B	SL	31.07.23	KITCHEN FOOTPRINT UPDATED, NEW DORMER REMOVED FROM ROOF PLAN
-	-	-	-
-	-	-	-



10 - 12 Gloucester Rd,
Third Floor,
Bristol,
BS7 8AE

Tel: 01173 634033
hello@cryerandcoe.co.uk
www.cryerandcoe.co.uk

Cryer&Coe architects