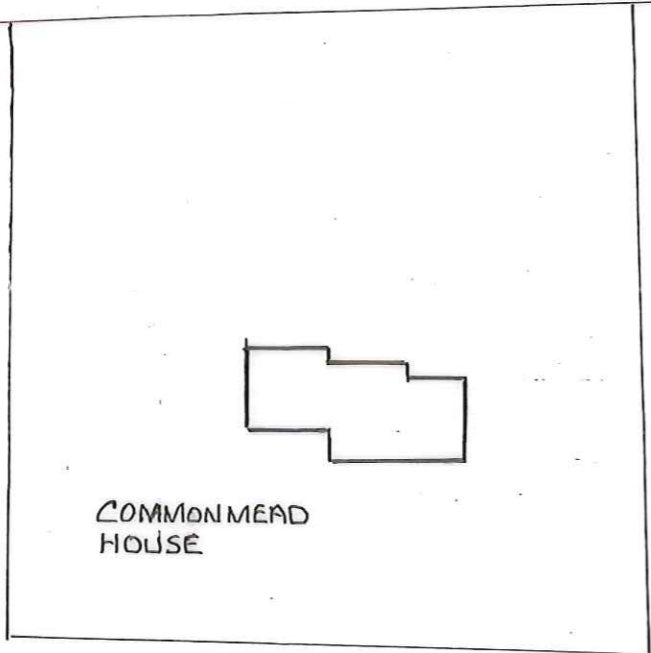




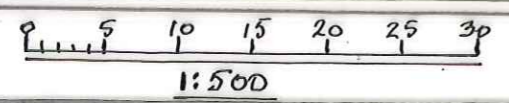
PORTWAY LANE



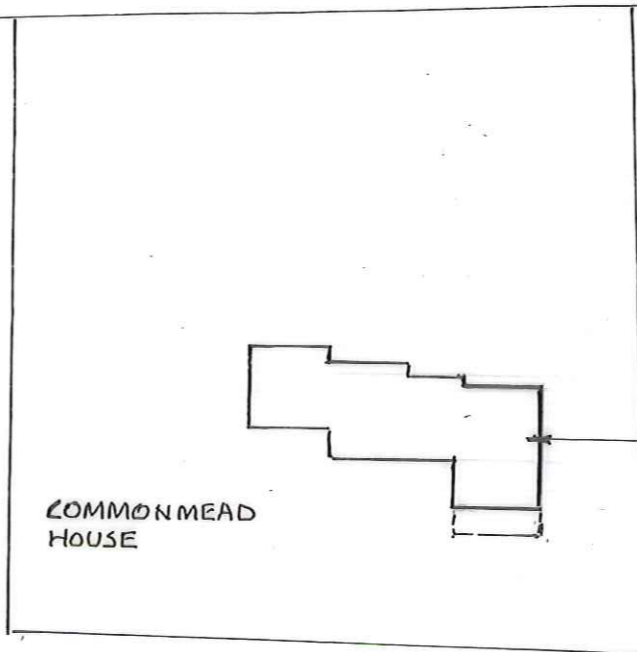
COMMON MEAD HOUSE

EXISTING SITE BLOCK PLAN

SCALE 1:500



PORTWAY LANE



COMMON MEAD HOUSE

EXTENSION

PROPOSED SITE BLOCK PLAN

SCALE 1:500

B R H	
Tel : 07764 255096	

PROJECT **PROPOSED 2 STOREY EXTENSION AT:
COMMON MEAD HOUSE PORTWAY LANE
CHIPPING SODBURY S.GLOUC BS37 6PZ**

CLIENT: **MR & MRS. C. LUDLOW**

DATE	SEPT 2023	NUMBER	4238/
DRAWN	BRW		P5
SCALE			A

SHT. 5 OF 5