

yard

existing barn

existing barn

yard

4m high  
blackthorn  
hedge

6m high  
sycamore

6m high  
sycamore

1.8m high close  
boarded fence

1.8m high close  
boarded fence

4m high  
conifers

1.5m high  
laurel hedge

access road

concrete  
yard - access

grass verge

stables

1.8m high close  
brick wall

garden

Hall Farm

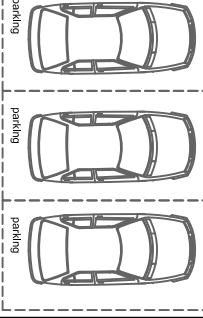
paving

swimming pool

1.8m high close  
brick wall

concrete  
yard - access

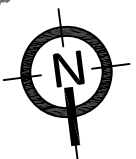
BUILDING B



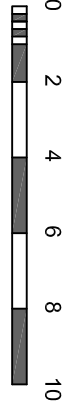
**KEY**

— application area

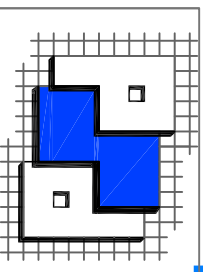
— area in applicants ownership not part of application



Existing Block Plan



METRES 1:200



**Patrick Stroud Designs Ltd,**  
43 Albermanie Link,  
Chelmsford,  
Essex  
CM1 6AH  
M 07955 667623  
E: patrickstroud@btinternet.com

Client :  
**Mrs A. Cooper**

Project :  
**Hall Farm, Hall Lane,  
Shenfield CM15 0SH**

Drawing :  
**Existing Block Plan**

Scale :  
**1:200 @ A3**

Status :  
**PLANNING**

Dwg No :  
**2023.598.02**

Rev :  
.

© THIS DRAWING IS THE COPYRIGHT OF PATRICK STROUD DESIGNS LTD.  
It shall not be in any way used or reproduced without their prior written consent. All dimensions are to be checked on site or in the workshop prior to commencing any work. Work only to figured dimensions. Any discrepancies are to be reported to the Architect.  
C:\Users\Pat\Documents\New Projects\2023\596 - Hall Lane\Hall Lane - Building B - rev