

PLANNING DRAWING – PROPOSED SIGNAGE

ITEM 01 (Qty 1) PICTORIAL (EX. FIXED GIBBET & POST)

Double sided TIMBER pictorial sign to the existing pictorial post.

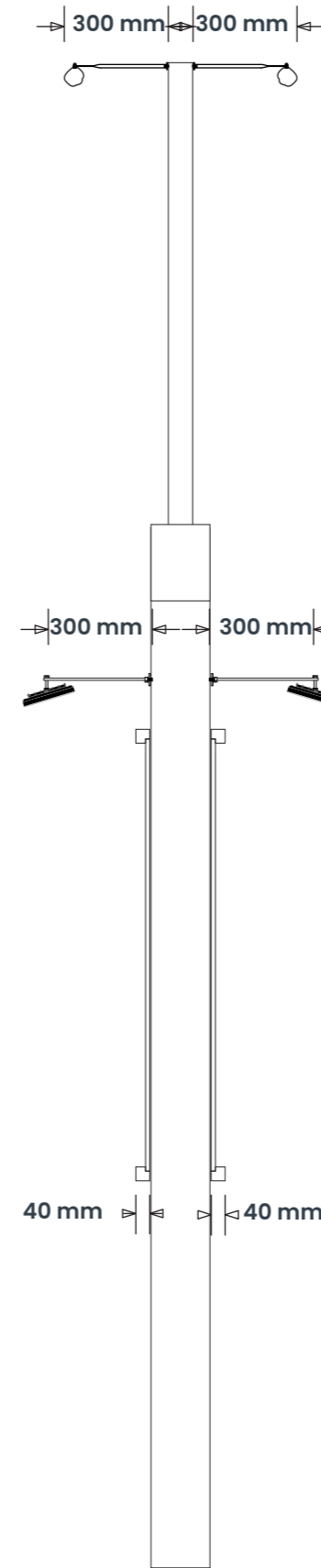

Featuring:

- Remove the existing GK header.
- Retain the existing fixed gibbet.
- Plywood backing panel.
- Softwood trim finished RAL 6004.
- Applied vinyl display.
- 2No. LED Slimline trough lights.
- Warm white illumination.
- Retain the post (repainted by the Main Contractor).

Scale 1:20

Max 250 Candelas per square meter (cd/m²)

REMOVE GK HEADER
EXISTING GIBBET



EXISTING POST PAINTED
BY THE MAIN CONTRACTOR

- White
- Black RAL 9005

SIGN COLOUR

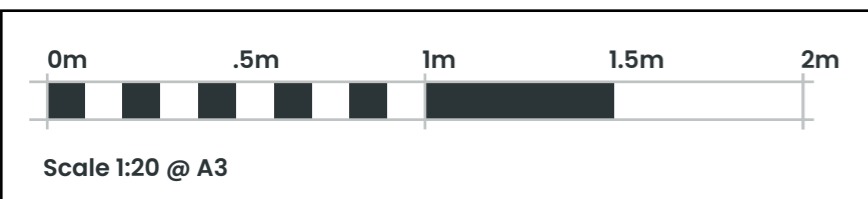
- RAL 7047
- RAL 7016
- RAL 1000
- RAL 6004

BUILDING COLOUR

- RAL 7047
- RAL 6004
- RAL 7016
- Black RAL 9017

BRAND TYPEFACES

- Primary : FranklinGothic URW Comp
Secondary : Gotham Regular
Gotham Medium



PLANNING DRAWING – PROPOSED SIGNAGE

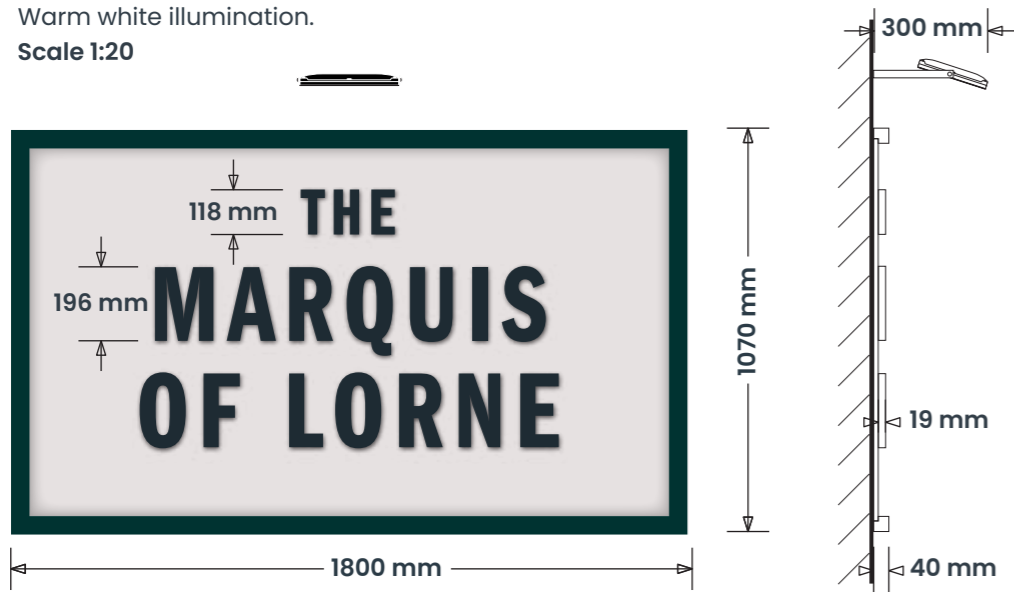
ITEM 02 (Qty 1) NAMEBOARD

Single sided TIMBER nameboard sign.

Featuring:

- Plywood backing panel.
- Softwood trim finished RAL 6004.
- Individual Foamex letters finished RAL 7016.
- 1No.50W LED Slimline floodlight.
Warm white illumination.

Scale 1:20

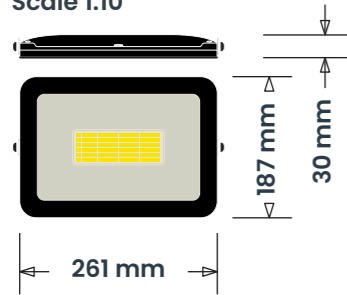


2710 mm Ground Clearance

Max 250 Candelas per square meter (cd/m2)

Floodlight

Scale 1:10



SIGN COLOUR

- RAL 7047
- RAL 7016
- RAL 1000
- RAL 6004

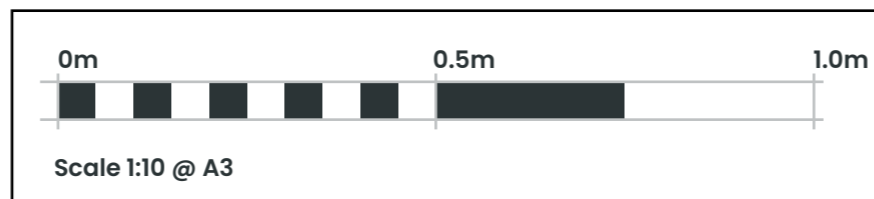
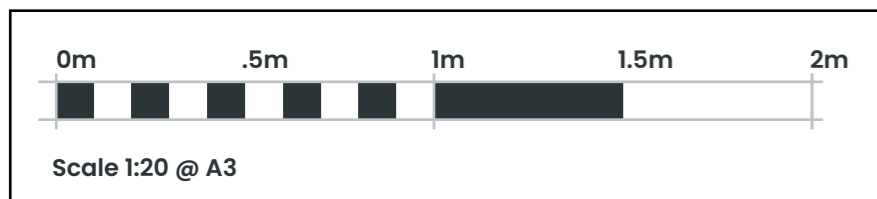
BUILDING COLOUR

- RAL 7047
- RAL 6004
- RAL 7016
- Black RAL 9017

BRAND TYPEFACES

Primary :
FranklinGothic URW Comp

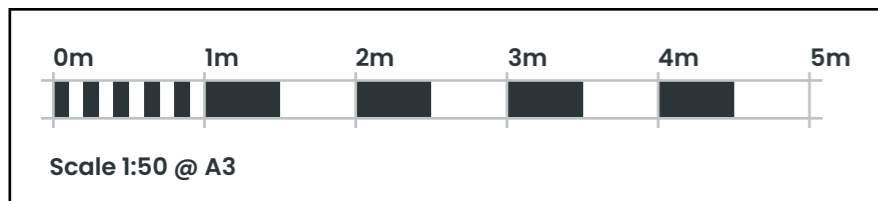
Secondary :
Gotham Regular
Gotham Medium







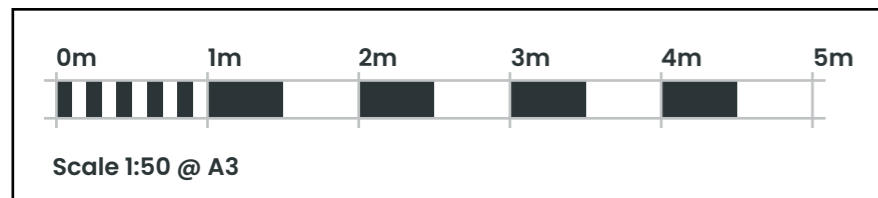
EAST ELEVATION - Scale 1:50



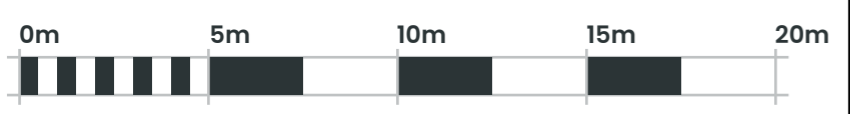
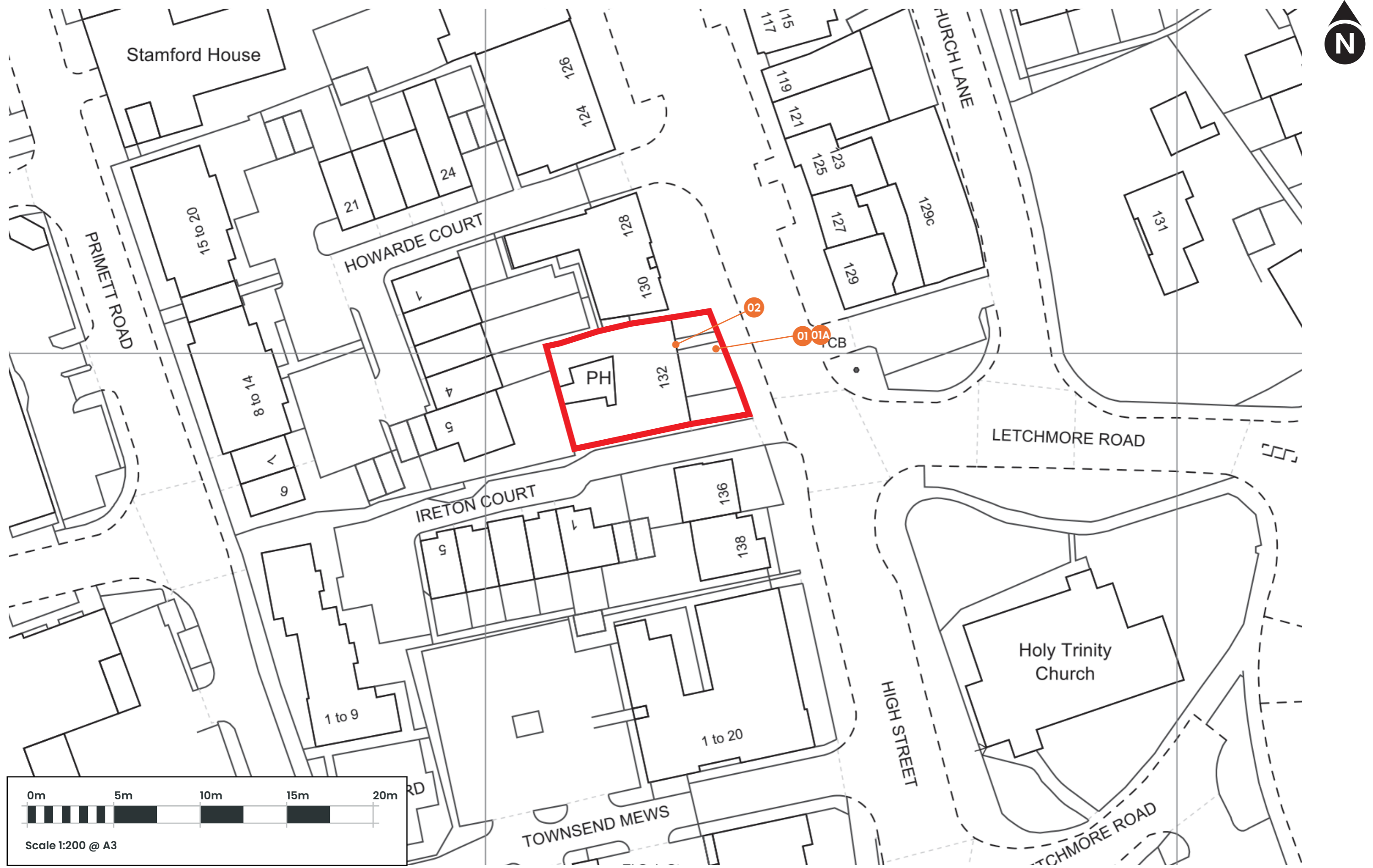




EAST ELEVATION - Scale 1:50



PLANNING DRAWING - SITE PLAN



Scale 1:200 @ A3

