

FOR APPROVAL

A3 ORIGINAL SHEET SIZE

KEY PLAN

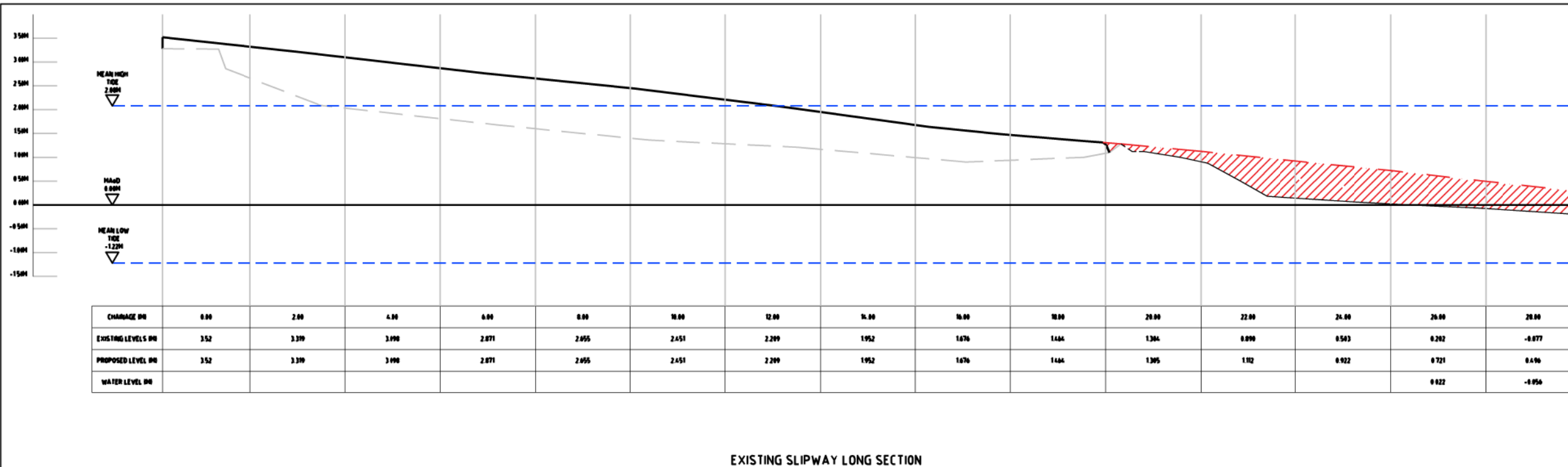


NOTES

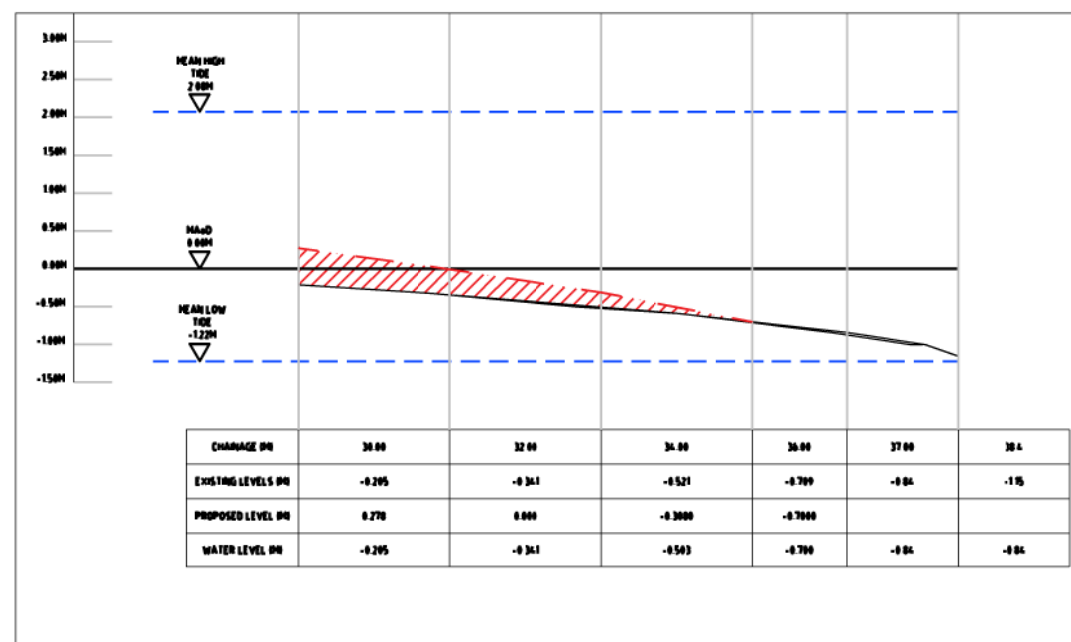
1. This drawing is to be read in conjunction with drawings, details and specifications issued for construction purposes as appropriate.
 2. The Contractor is responsible for all dimensions and for the correct setting out of the work on site. Only figured dimensions are to be used. Any discrepancies are to be reported before proceeding.
 3. All materials and workmanship to comply with current British Standards and Codes of Practice.
 4. This drawing is not to be used for construction unless marked in the drawing status box "FOR CONSTRUCTION".
 5. The user of the designs and details represented by this document are recommended to ensure that they are fully conversant with the Construction (Design and Management) Regulations 2015 in respect of any construction activities for which this document may be used.
- If the user of this document has any doubts as to their statutory obligations in this regard, they should contact Castria on 01872 265400 and ask for the Health and Safety Advisor.

KEY

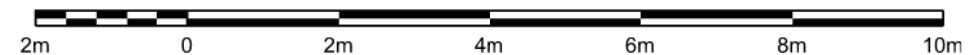
- PROPOSED SLIPWAY EXTENSION
- MEAN TIDE LEVELS
- MUD LEVEL
- EXISTING SHEET PILING
- EXISTING CONCRETE SLIPWAY



EXISTING SLIPWAY LONG SECTION



1:100



REV	DATE	DESCRIPTION	BY	QA
01	28/11/23	FOR APPROVAL	DC	DH

CASTRIA

Castria Office 11, Chi Tevians Trevenson Park, Pool, TR15 3FY t: +44 (0)1872 265400 info@castriadesign.com www.castriadesign.com

PROJECT
SLIPWAY EXTENSION
BELVEDERE, FLUSHING

TITLE
PROPOSED SLIPWAY EXTENSION
LONG SECTION

CLIENT
TIM GENT

DRAWN BY DC	CHECKED BY DH	APPROVED BY DH
SCALE (@ A3) 1 : 100	PROJECT No. J23-089	DATE 28/11/2023
DRAWING NUMBER J23-089-CAS-XX-XX-DR-C-C003		REV P01