

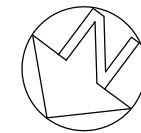
NOTES.

THIS DRAWING IS COPYRIGHT.

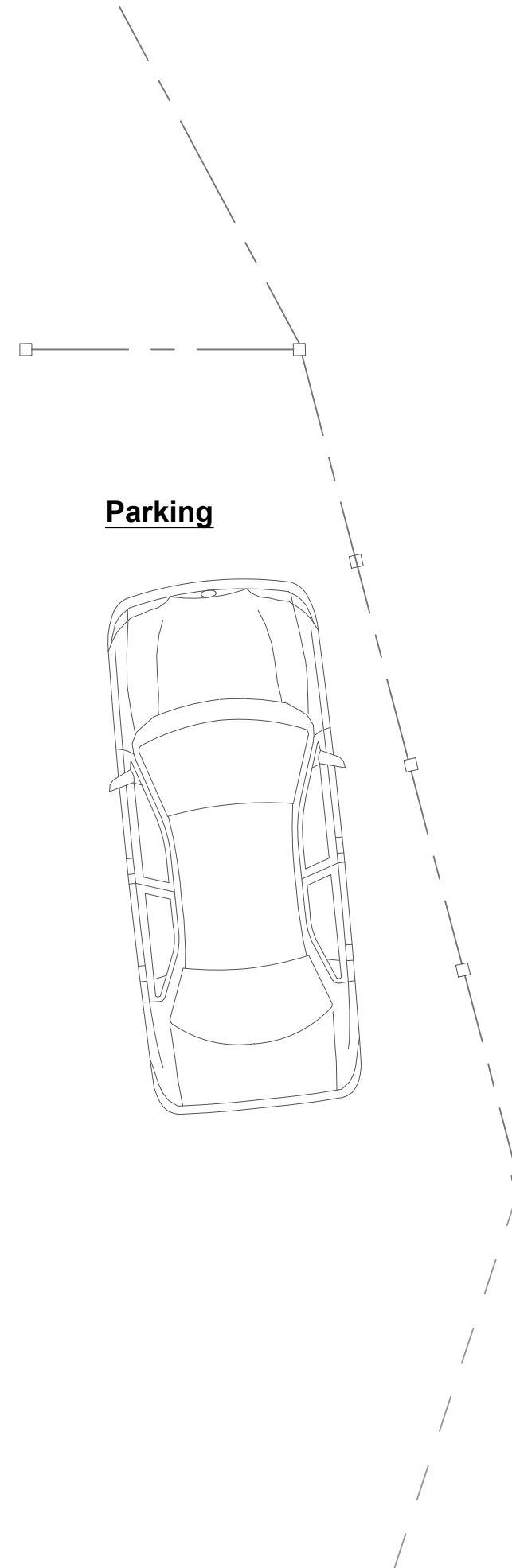
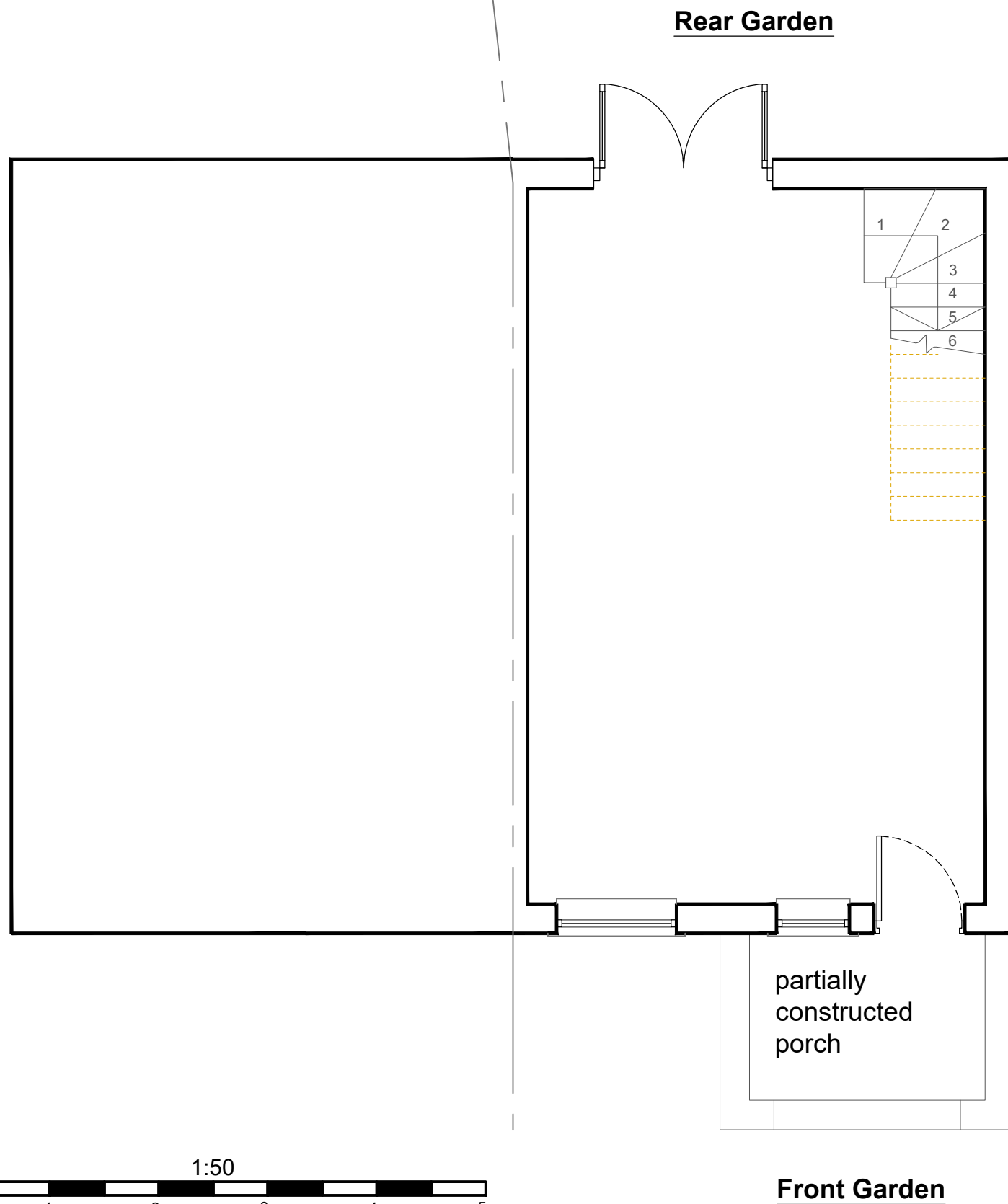
THE DRAWING IS NOT TO BE USED FOR CONSTRUCTION UNLESS MARKED 'FOR CONSTRUCTION'

THE CONTRACTOR IS RESPONSIBLE FOR ALL DIMENSIONS AND THE CORRECT SETTING OUT ON SITE. ONLY FIGURED DIMENSIONS ARE TO BE USED, IF IN DOUBT ASK.

ALL MATERIALS AND WORKMANSHIP TO COMPLY WITH THE CURRENT BRITISH STANDARDS AND CODES OF PRACTICE.



Rev	Date	Description
B	18 Jan 24	issued for planning
A	02 Nov 23	parking and garages added



**P.J.Orchard** B Arch RIBA  
 Chartered Architect

9 West Hill Gardens  
 Portishead  
 North Somerset  
 BS20 6LJ  
 Tel /Fax: 01275 847 190

Project

26, CHURCH ROAD,  
 HANHAM,  
 SOUTH GLOUCESTERSHIRE,  
 BS15 3AB

Drawing Title

**SURVEY**

EXISTING GROUND  
 FLOOR PLAN

Scale	Job Number
1:50@A3	.
Date	Drawing Number
04.01.2023	PL02_B
Drawn	Checked
JM	PJO