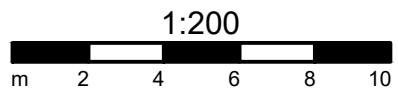
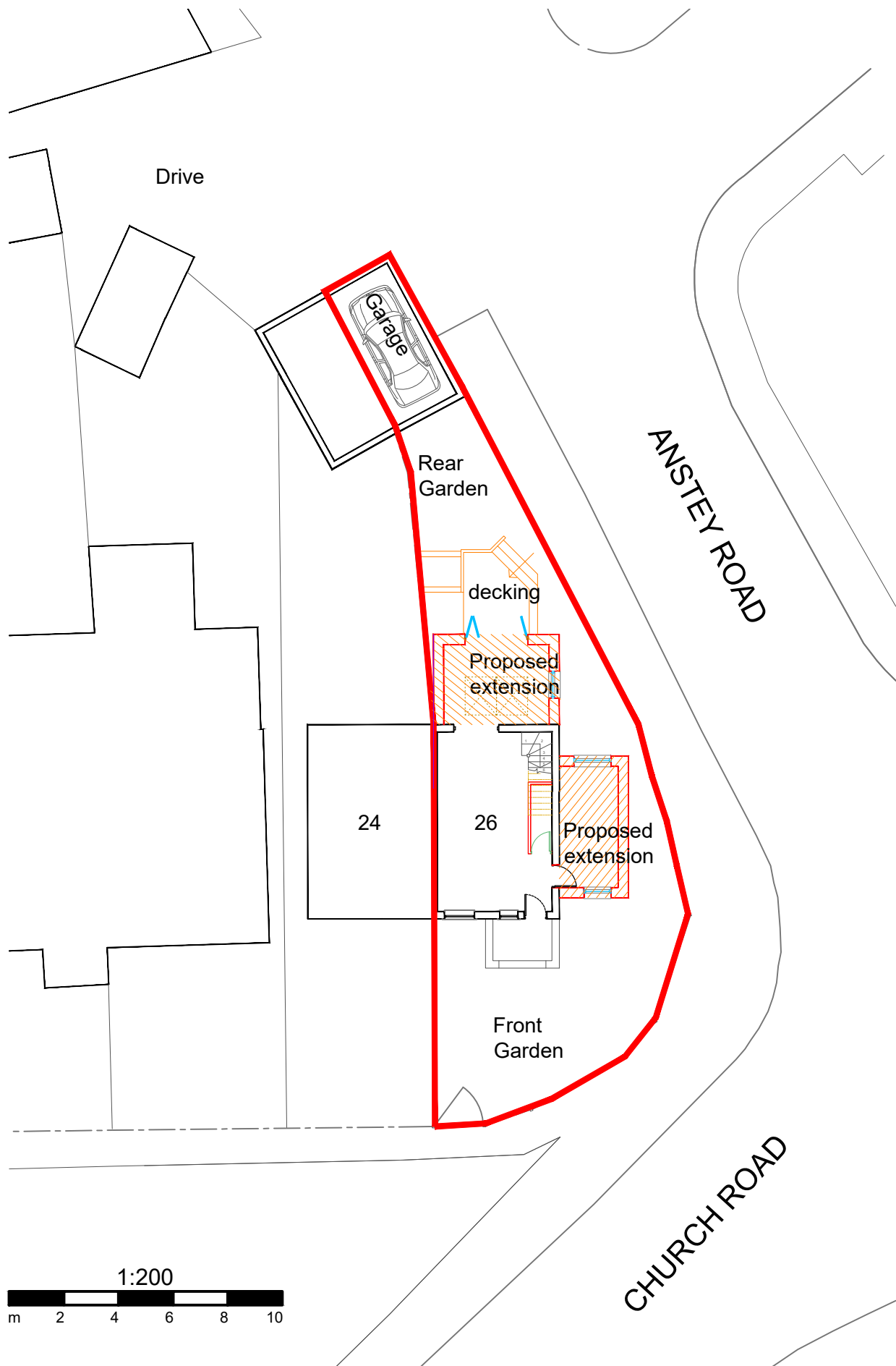
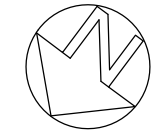


Existing Block Plan  
1:200



Proposed Block Plan  
1:200

NOTES.  
 THIS DRAWING IS COPYRIGHT.  
 THE DRAWING IS NOT TO BE USED FOR CONSTRUCTION UNLESS MARKED 'FOR CONSTRUCTION'  
 THE CONTRACTOR IS RESPONSIBLE FOR ALL DIMENSIONS AND THE CORRECT SETTING OUT ON SITE. ONLY FIGURED DIMENSIONS ARE TO BE USED, IF IN DOUBT ASK.  
 ALL MATERIALS AND WORKMANSHIP TO COMPLY WITH THE CURRENT BRITISH STANDARDS AND CODES OF PRACTICE.



Rev	Date	Description
A	18 Jan 24	extensions amenhd

**P.J.Orchard** B Arch RIBA  
 Chartered Architect  
 9 West Hill Gardens  
 Portishead  
 North Somerset  
 BS20 6LJ  
 Tel /Fax: 01275 847 190

Project  
 26, CHURCH ROAD,  
 HANHAM,  
 SOUTH GLOUCESTERSHIRE,  
 BS15 3AB

Drawing Title  
 EXISTING AND PROPOSED  
 BLOCK PLAN

Scale 1:50@A3	Job Number .
Date 03.11.2023	Drawing Number PL08_A
Drawn JM	Checked PJO