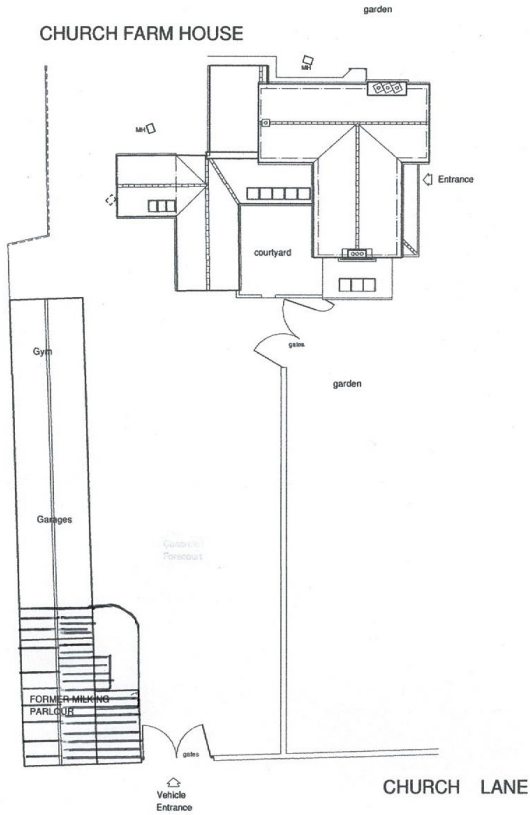
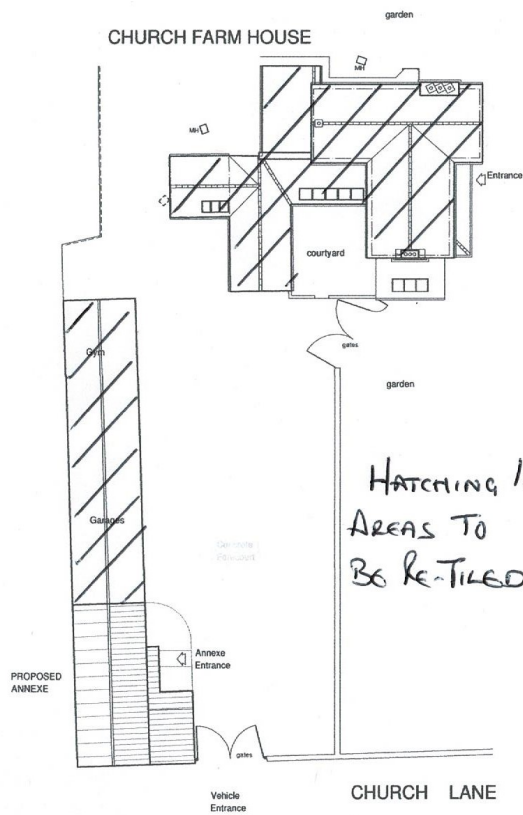


CHURCH FARM HOUSE




**Existing Site Plan 1:200**

CHURCH FARM HOUSE



**Proposed Site Plan 1:200**



SCALE 1:200 @ A2

IMPORTANT: THIS DRAWING IS NOT TO BE USED FOR CONSTRUCTION UNLESS SIGNED AND STAMPED SITE BUREAU.




HATCHING INDICATES  
AREAS TO  
BE RE-TILED.

D	-	-
C	-	-
B	-	-
A	-	-

REV. DATE DESCRIPTION

R & J CONSULTANTS		
R & J CONSULTANTS Ltd, Brighton Road, Eastleigh, Hampshire, SO50 9JF		
Tel: 01703 604444 Fax: 01703 604444		
EMAIL: rjcs@rjconsultants.co.uk		

CURT  
Mr. & Mrs. J. ROBINS

PROJECT  
CHURCH FARMHOUSE,  
CHURCH LANE,  
EASTER COMPTON, BS35 5RZ

DESIGN	SCALE	DATE
RH	1:200 @ A2	OCT 2019

PROJECT NO:	SHEET	REVISION
B 12056	03	-

This drawing is copyright © of R & J CONSULTANTS Ltd and must not be reproduced in whole or in part without written permission.