






*KEY AND SCALE BAR*

	<i>Existing Walls</i>
	<i>Proposed Walls</i>
	<i>Structure Below</i>
	<i>Structure Above</i>
	<i>Structure Removed</i>

10 9 8 7 6 5 4 3 2 1 0

5 4 3 2 1 0

1:100

1:50

*ATTENTION*

*Do not scale from this drawing unless for Planning purposes. All dimensions must be checked on site by the Contractor prior to the commencement of any fabrication or building works. Immediately report any discrepancies or errors.*

*ARCHITECTURAL DESIGN SERVICES*

*Extension and Alterations at:  
130 Barmpton Lane, Darlington*

*Client: Ellis & Ashleigh*

*Title: Existing Elevations*

*Scale - AI: 1:50*

*Drawing Set: Planning*

*Project No- 23-BL-03*

*Date: 29-11-23*

*PLANNING PERMISSION  
BUILDING REGULATIONS  
CGI / 3D VISUALISATIONS  
07931 989304*