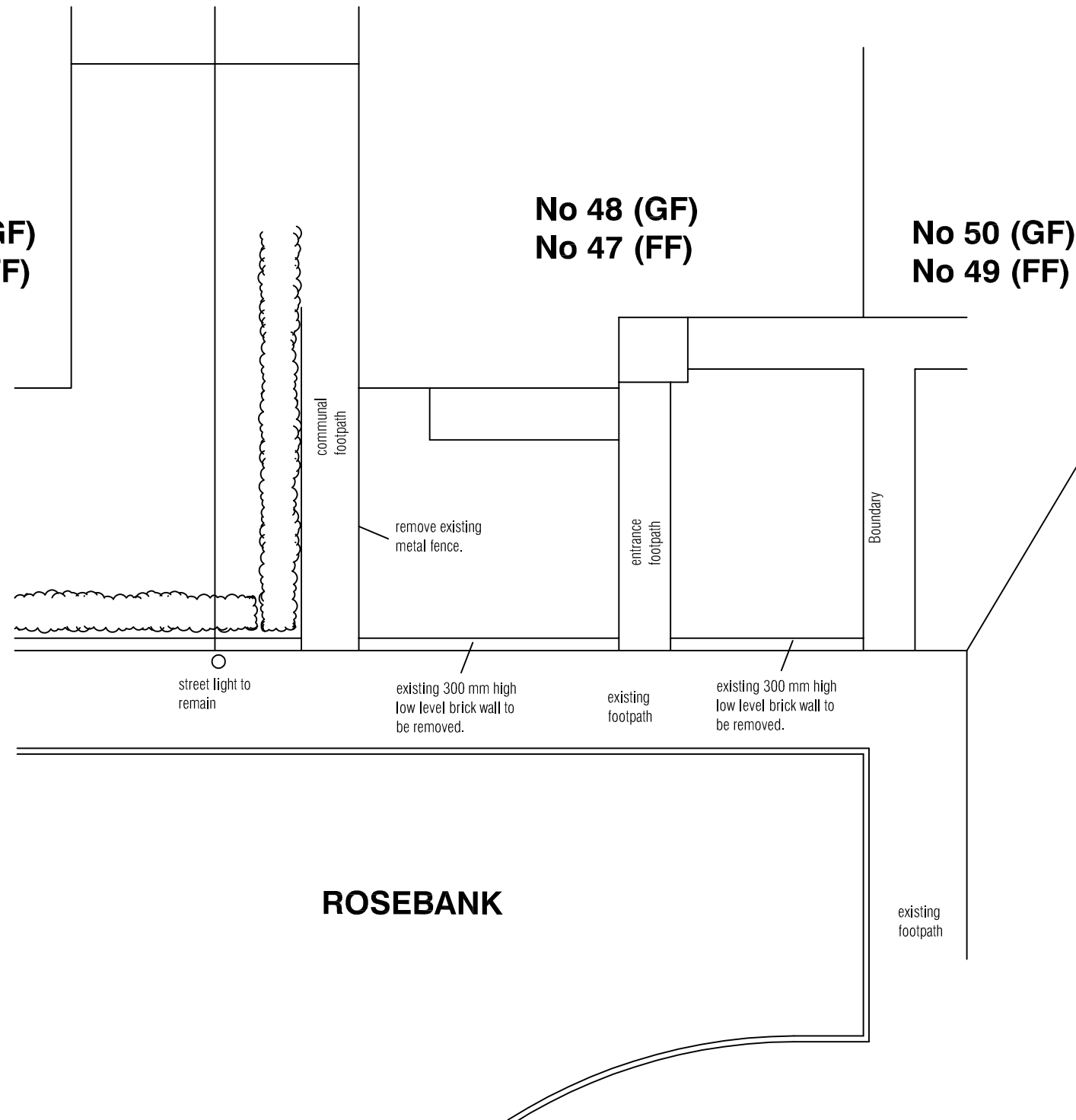


**No 46 (GF)
No 45 (FF)**

**No 48 (GF)
No 47 (FF)**

**No 50 (GF)
No 49 (FF)**



ROSEBANK

EXISTING PLOT PLAN, 1:100

NOTES:

This drawing is not a working drawing, and is only for the purpose of the following:-

A- Planning Submission

The main contractor is responsible for informing the lead designer of any discrepancy on, or between, this drawing and any other relevant document.

All existing walls, foundations and lintels or other structural items are to be confirmed load bearing and adequate for increased loading where relevant prior to work commencing.

Any existing walls to be removed are to be confirmed non-loadbearing prior to removal.

Boundaries, angles, and dimensions are to be checked by the main contractor prior to work commencing.

Written dimensions only to be used from this drawing. If in doubt consult the lead designer for clarification.

STUDIO CHARRETTE

A: The Clubhouse, 50 Grosvenor Hill, London, W1K 3QT
W: www.studiocharrette.co.uk

Client

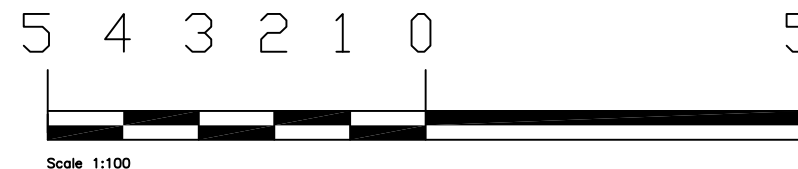
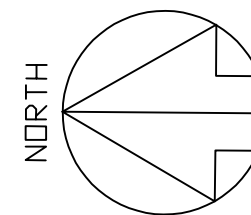
Liz Mead

Project Title
48 Rosebank, Epsom KT18 7RT

Drawing Title
car park and drive

existing plans

Drawing No. SC / 23 / 134 - 101	Rev	
Scale 1:100 @ A3	Date -Oct 2023	Planning
Created By A Mc	Check By	Bulking Control
		Client
		Sketch
		Information



Studio Charrette will not be responsible for any principal designer duties under CDM 2015.
No site work is to be carried out until permissions are in place. Site searches to be carried out before any works to site.
All structural elemental/associated calculations to be confirmed and provided by structural engineer.

This drawing and the copyright, design rights and all other intellectual property rights in it belong to Studio Charrette Ltd. No license or assignment of any such rights is granted hereunder. This drawing is not to be copied or divulged to a third party without written permission.