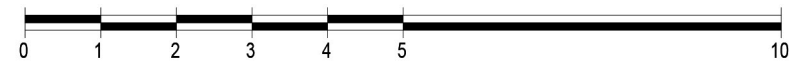




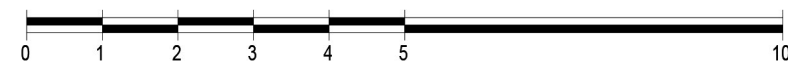
PROPOSED NORTH ELEVATION



SCALE BAR 1:100



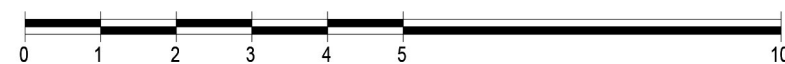
PROPOSED EAST ELEVATION



SCALE BAR 1:100



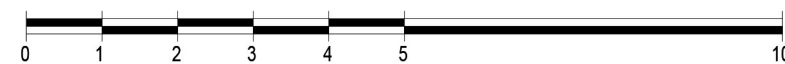
PROPOSED SOUTH ELEVATION



SCALE BAR 1:100



PROPOSED WEST ELEVATION



SCALE BAR 1:100

LEGEND	
	UNTREATED LARCH TIMBER CLADDING
	NATURAL STONE BASE COURSE
	SLATE ROOFING
- ALL WINDOW UNITS ARE TO BE TIMBER FRAMED, DOUBLE GLAZED WITH EXTERNAL DARK GREY ALUMINUM CLADDING.	
- DARK GREY PPC ALUMINUM RAINWATER GOODS THROUGHOUT.	

**NOTES**

Do not scale for construction purposes.  
Should any discrepancies be found with this drawing, please inform the office.  
Copyright of this drawing is owned by -

**Mill Architects Limited**  
3-4 Easter Dalmeny  
Dalmeny, South Queensferry  
Edinburgh, EH30 9TS  
Tel: 0131 629 1466  
hello@millarchitects.co.uk

CLIENT  
**MR & MRS DONALDSON**

PROJECT  
**BIRCHWOOD HOUSE**

STATUS  
**PLANNING**

DRAWING TITLE  
**PROPOSED ELEVATIONS**

SCALE - A3  
**1:100**

DATE  
**JAN 24**

DRAWN BY  
**YC**

JOB NO.  
**1045**

DWG. NO.  
**(02)100**

REVISION  
**C**

