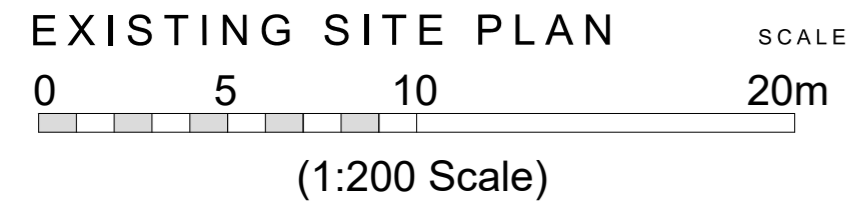
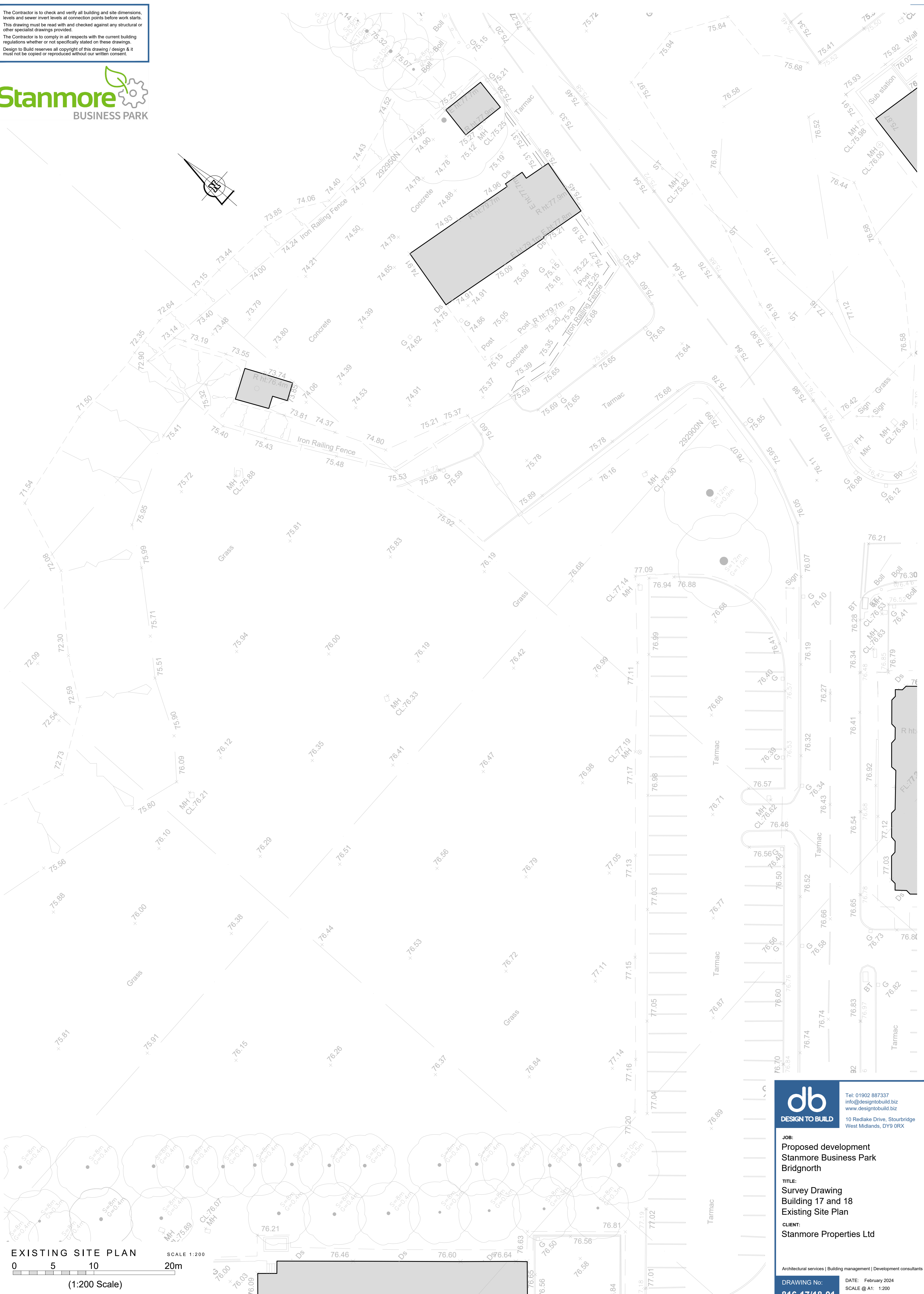
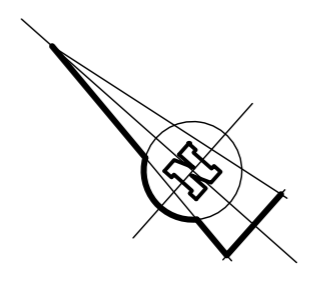


The Contractor is to check and verify all building and site dimensions, levels and sewer invert levels at connection points before work starts. This drawing must be read with and checked against any structural or other specialist drawings provided.  
The Contractor is to comply in all respects with the current building regulations whether or not specifically stated on these drawings.  
Design to Build reserves all copyright of this drawing / design & it must not be copied or reproduced without our written consent.



EXISTING SITE PLAN

SCALE 1:200

	Tel: 01902 887337 info@designtobuild.biz www.designtobuild.biz
	10 Redlake Drive, Stourbridge West Midlands, DY9 0RX
<b>JOB:</b>	Proposed development Stanmore Business Park Bridgnorth
<b>TITLE:</b>	Survey Drawing Building 17 and 18 Existing Site Plan
<b>CLIENT:</b>	Stanmore Properties Ltd
Architectural services   Building management   Development consultants	
<b>DRAWING No:</b>	DATE: February 2024
<b>816-17/18-01</b>	SCALE @ A1: 1:200
	DRAWN BY: SS