

GROSVENOR GARDEN'S HOUSE

TOWN PLANNING CONDITION 5(IV) & LISTED BUILDING CONSENT CONDITION 4(IV)
EXTERNAL METALWORK

GGH-AUK-ZZ-ZZ-RP-A-07003 / C03 / 17.01.2024

CONTENTS

1

INTRODUCTION

INTRODUCTION

2

DRAWINGS

CONSENTED EATON LANE ELEVATION

CONSENTED GROSVENOR GARDEN ELEVATION

CONSENTED BUCKINGHAM PALACE ROAD & BEESTON PL ELEVATION

PROPOSED EATON LANE ELEVATION - TYPICAL BRICK CLAD BAY AND CURTIAN WALL

PROPOSED EATON LANE ELEVATION - CENTRAL BAY

PROPOSED EATON LANE ELEVATION - CURTAIN WALL BAY

PROPOSED EATON LANE TYPICAL BRICK WALL BAY DETAIL

PROPOSED EATON LANE TYPICAL CURTAIN WALL BAY DETAIL

EATON LANE CURTAIN WALL PLAN DETAIL

CONSENTED ROOF PLAN

ROOF SECTION BB

ROOF SECTION CC

ROOF SECTION EE

ROOF SECTION DD

ROOF SECTION JJ

ROOF SECTION KK

ROOF DETAILS

EATON LANE ZINC DORMER

EATON LANE EXTERNAL RAILINGS

INTRODUCTION

This document serves as information pursuant to the discharge of Condition 5(iii) to Planning Permission Ref. 21/06372/FULL and Condition 4(iii) to Listed Building Consent Ref. 21/07165/LBC.

Town Planning

Condition 5

“Notwithstanding the details shown on the proposed rear façade, you must apply to us for approval of detailed drawings, including specification of materials, of the following parts of the development:”

iv) External Metalwork

Listed Building Consent

Condition 4

“Notwithstanding the details shown on the proposed elevations, you must apply to us for approval or detailed drawings, including specification of materials of the following parts of the development:”

iv) External Metalwork

This document supersedes the previously submitted document “2173(02)754 - TP 5 & LBC 4 External Metalworks_Rev C”.

The following changes to the scheme have been included in this document:

The construction of the new Eaton Lane façade has changed from pre-cast concrete panels with an SFS backing to handset brickwork with and SFS backing. The changes related to this can be seen on the following drawings:

- GGH-AUK-ZZ-ZZ-DR-A-07320
- GGH-AUK-ZZ-ZZ-DR-A-07321
- GGH-AUK-ZZ-ZZ-DR-A-07322
- GGH-AUK-ZZ-ZZ-DR-A-07520
- GGH-AUK-ZZ-ZZ-DR-A-07521
- GGH-AUK-ZZ-ZZ-DR-A-07527
- GGH-AUK-ZZ-07-DR-A-07326
- GGH-AUK-ZZ-07-DR-A-07327
- GGH-AUK-ZZ-07-DR-A-07533
- GGH-AUK-ZZ-05-DR-A-07535

The doors to the UKPN room on Eaton Lane have been changed from a single door to a double door in line with UKPN requirements. This change can be seen on the following drawings:

- GGH-AUK-ZZ-ZZ-DR-A-07140

The lift overrun to the east core lift has been slightly amended to correct a graphical error. The interface between the overrun and the mansard roof on Eaton Lane is lower than previously indicated. The overall massing of the overrun has not changed. This change can be seen on the following drawings:

- GGH-AUK-ZZ-ZZ-DR-A-07140

Joints to the stonework panels on Eaton Lane have been added indicatively. These were not previously included but will be needed to ensure the scheme is buildable. This change can be seen on the following drawings:

- GGH-AUK-ZZ-ZZ-DR-A-07140

The platform lift in the undercroft on Eaton Lane has been amended to show a glass-fronted lift rather than the stone-clad lift previously indicated. This follows further engagement with lift suppliers which has revealed that the stone-fronted lift is not feasible. This change can be seen on the following drawings:

- GGH-AUK-ZZ-ZZ-DR-A-07140

The stairs to the rear entrance on Eaton Lane have been reduced in width to create more space for vehicles manoeuvring into the car lifts and reduce the risk of a collision with the stair handrails. This change can be seen on the following drawings:

- GGH-AUK-ZZ-ZZ-DR-A-07140


The sills at the base of the inset brick panels on the Eaton Lane façade have been amended. Previously stone sills were shown under the windows but no sill indicated at the point where the brickwork steps out. The stone sills below the windows remain as before and a metal flashing has been introduced to the step in the brickwork. This change can be seen on the following drawings:

- GGH-AUK-ZZ-ZZ-DR-A-07320
- GGH-AUK-ZZ-ZZ-DR-A-07321

The spandrels to the windows and curtain walls were previously shown as white. These have been changed to reflect the design intent that they match the colour of the framing (Grey, RAL colour 7024). This change can be seen on the following drawings:

- GGH-AUK-ZZ-ZZ-DR-A-07140

Notes



CO1	28/09/23	FOR PLANNING	TS	EM
CO2	08/11/23	FOR PLANNING	TS	EM
Rev	Date		By	Authorised

Important note
 The information is confidential and the copyright of Aukett Swanke. Aukett Swanke accepts no liability for use of this drawing by parties other than the party for whom it was prepared or for purposes other than that which is stated on the issue sheet. It shall not be disclosed or passed to any other party in any form in whole or part without Aukett Swanke's express permission in writing nor should any other party place reliance upon it.
 Where data is supplied electronically, it is for convenience only. The original information is the printed or controlled copy which will be supplied on request. All dimensions are in millimetres. No dimensions or other information shall be inferred from the electronic data unless specifically stated on the printed or controlled copy. Where dimensions are not given, drawings must not be scaled and the matter should be referred back to Aukett Swanke.
 This drawing should be read in conjunction with all other project information, produced by Aukett Swanke and others. In the event of any conflict between the information contained on this drawing and in any other project document, drawings, specifications, schedules etc, the matter must be referred back to Aukett Swanke for clarification.
 All dimensions and conditions are to be checked on site by the contractor prior to preparing designs, drawings, calculations etc or commencing any work. The contractor is responsible for checking that there is no conflict between site dimensions and drawn dimensions.

Aukett Swanke Ltd
 10 Bonhill Street
 London E2 4PE
 Tel: +44 (0)20 7843 3000
 Fax: +44 (0)20 7843 3001
 Email: london@aukettswanke.com
 Web: www.aukettswanke.com

Client
ARDMORE

Project
8 EATON LANE

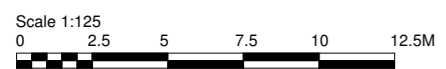
Title
**CONSENTED EATON LANE
 ELEVATION - METALWORK**

Date	Drawn	Checked	Authorised
08/11/23	TS	EM	DS

Scale
1 : 125@A1

Purpose of Issue
PLANNING

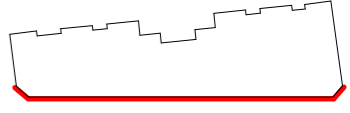
Drawing Number	Revision
GGH-AUK-ZZ-ZZ-DR-A-07140	C02
AUK Project Number	
22127	



CONSENTED GROSVENOR GARDEN ELEVATION

TOWN PLANNING & LISTED BUILDING CONSENT CONDITIONS

Notes



C01 28/09/23 FOR PLANNING TS EM
Rev Date By Authorised

Important note
The information is confidential and the copyright of Aukett Swanke. Aukett Swanke accepts no liability for use of this drawing by parties other than the party for whom it was prepared or for purposes other than that which is stated on the issue sheet. It shall not be disclosed or passed to any other party in any form in whole or part without Aukett Swanke's express permission in writing nor should any other party place reliance upon it. Where data is supplied electronically, it is for convenience only. The original information is the printed or controlled copy which will be supplied on request. All dimensions are in millimetres. No dimensions or other information shall be inferred from the electronic data unless specifically stated on the printed or controlled copy. Where dimensions are not given, drawings must not be scaled and the matter should be referred back to Aukett Swanke. This drawing should be read in conjunction with all other project information, produced by Aukett Swanke and others. In the event of any conflict between the information contained on this drawing and in any other project document, drawings, specifications, schedules etc., the matter must be referred back to Aukett Swanke for clarification. All dimensions and conditions are to be checked on site by the contractor prior to preparing designs, drawings, calculations etc. or commencing any work. The contractor is responsible for checking that there is no conflict between site dimensions and drawn dimensions.

Aukett Swanke Ltd
10 Bonhill Street
London EC2A 4PE
Tel: +44 (0)20 7843 3000
Fax: +44 (0)20 7843 3001
Email: london@aukettswanke.com
Web: www.aukettswanke.com

Client
ARDMORE

Project
8 EATON LANE

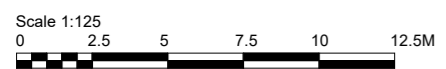
Title
CONSENTED GROSVENOR GARDENS
ELEVATION

Date	Drawn	Checked	Authorised
28/09/23	TS	EM	DS

Scale
1 : 125@A1

Purpose of Issue
PLANNING

Drawing Number	Revision
GGH-AUK-ZZ-DR-A-07141	C01
AUK Project Number 22127	



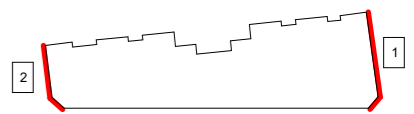
Notes



1 BUCKINGHAM PALACE ROAD ELEVATION
1 : 125



2 BEESTON PLACE ELEVATION
1 : 125



C01 28/09/23 FOR PLANNING TS EM
Rev Date By Authorised

Important note
This information is confidential and the copyright of Aukett Swanke. Aukett Swanke accepts no liability for use of this drawing by parties other than the party for whom it was prepared or for purposes other than that which is stated on the issue sheet. It shall not be disclosed or passed to any other party in any form in whole or part without Aukett Swanke's express permission in writing nor should any other party place reliance upon it. Where data is supplied electronically, it is for convenience only. The original information is the printed or controlled copy which will be supplied on request. All dimensions are in millimetres. No dimensions or other information shall be inferred from the electronic data unless specifically stated on the printed or controlled copy. Where dimensions are not given, drawings must not be scaled and the matter should be referred back to Aukett Swanke. This drawing should be read in conjunction with all other project information, produced by Aukett Swanke and others. In the event of any conflict between the information contained on this drawing and in any other project document, drawings, specifications, schedules etc. the matter must be referred back to Aukett Swanke for clarification. All dimensions and conditions are to be checked on site by the contractor prior to preparing designs, drawings, calculations etc. or commencing any work. The contractor is responsible for checking that there is no conflict between site dimensions and drawn dimensions.

Aukett Swanke Ltd
10 Bonhill Street
London EC2A 4PE
Tel: +44 (0)20 7843 3000
Fax: +44 (0)20 7843 3001
Email: london@aukettswanke.com
Web: www.aukettswanke.com

Client
ARDMORE

Project
8 EATON LANE

Title
BEESTON AND BUCKINGHAM PALACE ROAD ELEVATIONS


Date	Drawn	Checked	Authorised
28/09/23	TS	EM	DS

Scale
1 : 125@A1

Purpose of Issue
PLANNING

Drawing Number	Revision
GGH-AUK-ZZ-DR-A-07142	C01

AUK Project Number
22127



C:\Users\thomas.swanke\Documents\GGH-AUK-ZZ-DR-A-07142_Plan\002_Plan.dwg, Thomas.Swanke@aukettswanke.com