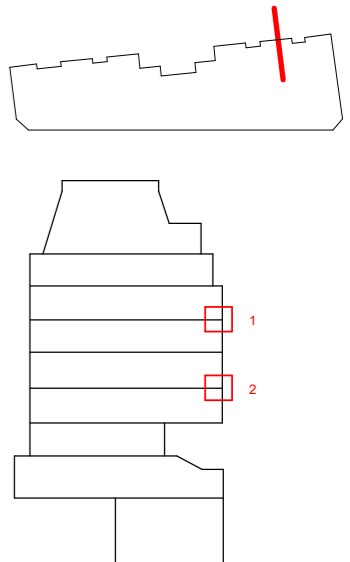
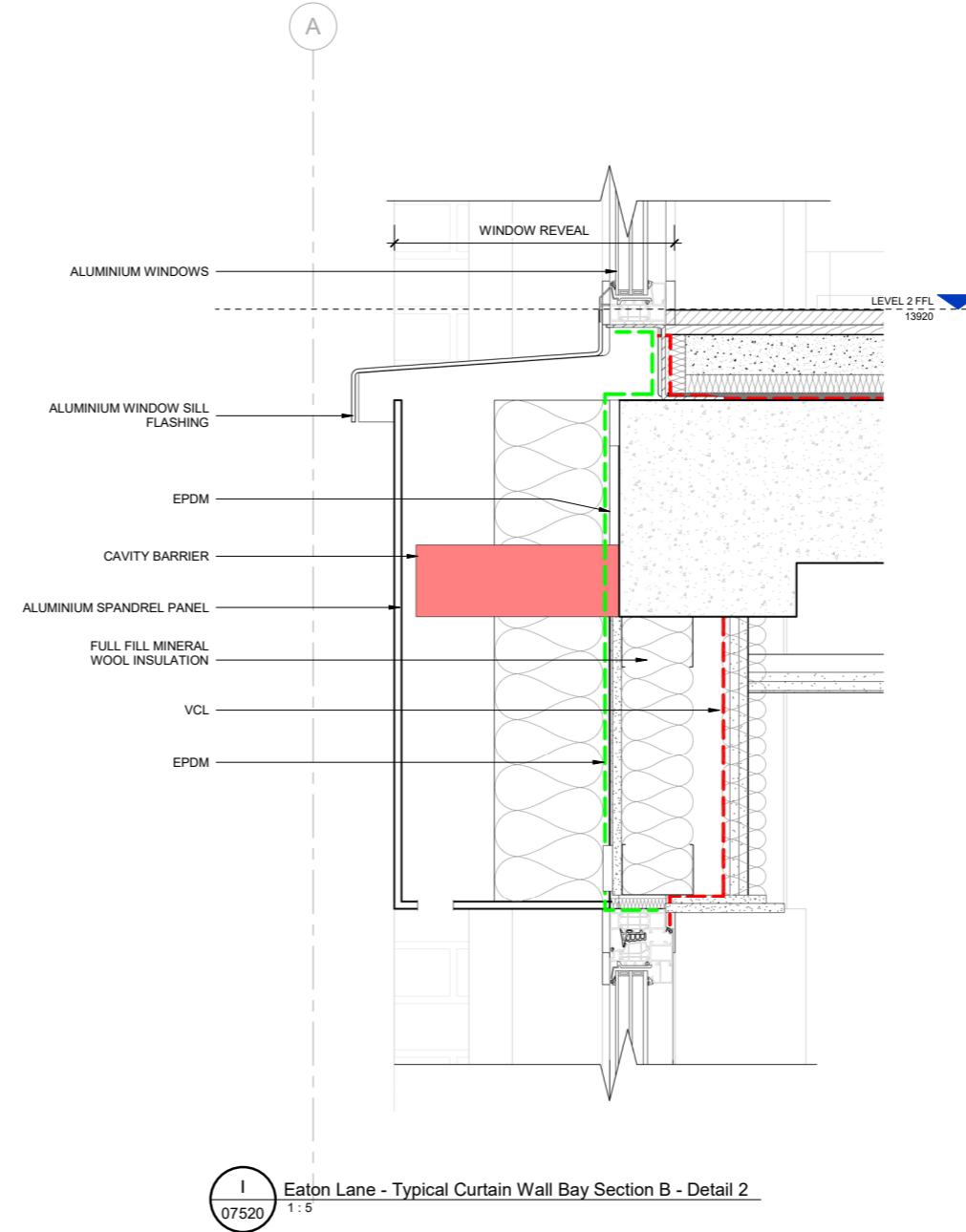
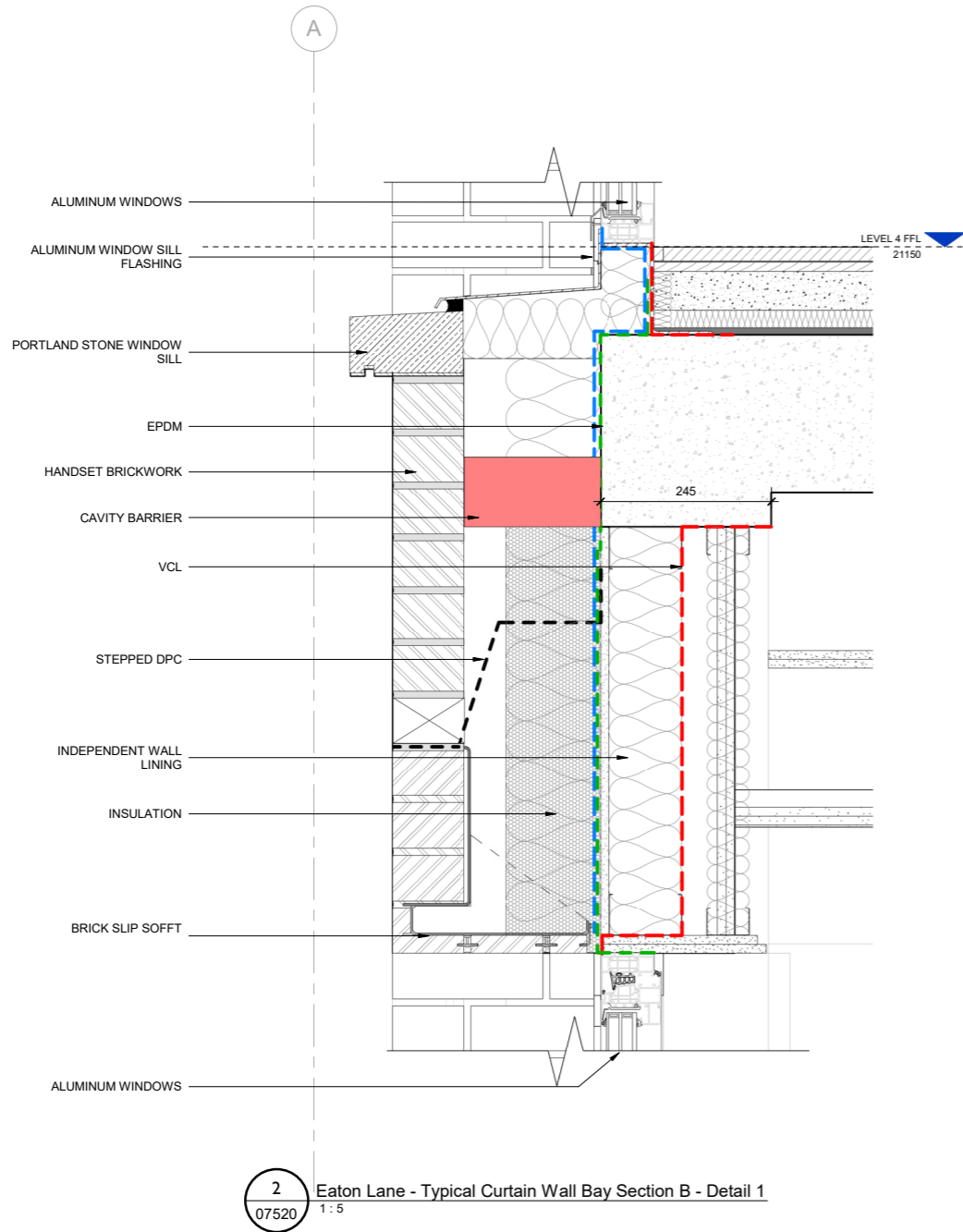


# PROPOSED EATON LANE ELEVATION

## TYPICAL BRICK WALL BAY DETAIL - SHEET 1

Notes



C01	28/09/23	FOR PLANNING	TS	EM
C02	08/11/23	FOR PLANNING	TS	EM
Rev	Date		By	Authorised

**Important note**  
The information is confidential and the copyright of Aukett Swanke. Aukett Swanke accepts no liability for use of this drawing by parties other than the party for whom it was prepared or for purposes other than that which is stated on the issue sheet. It shall not be disclosed or passed to any other party in any form in whole or part without Aukett Swanke's express permission in writing nor should any other party place reliance upon it.  
Where data is supplied electronically, it is for convenience only. The original information is the printed or controlled copy which will be supplied on request. All dimensions are in millimetres. No dimensions or other information shall be inferred from the electronic data unless specifically stated on the printed or controlled copy. Where dimensions are not given, drawings must not be scaled and the matter should be referred back to Aukett Swanke.  
This drawing should be read in conjunction with all other project information, produced by Aukett Swanke and others. In the event of any conflict between the information contained on this drawing and in any other project document, drawings, specifications, schedules etc., the matter must be referred back to Aukett Swanke for clarification.  
All dimensions and conditions are to be checked on site by the contractor prior to preparing designs, drawings, calculations etc. or commencing any work. The contractor is responsible for checking that there is no conflict between site dimensions and drawn dimensions.

Aukett Swanke Ltd  
10 Bonhill Street  
London EC2A 4PE  
Tel: +44 (0)20 7843 3000  
Fax: +44 (0)20 7843 3001  
Email: london@aukettswanke.com  
Web: www.aukettswanke.com

Client  
ARDMORE

Project  
8 EATON LANE

Title  
PROPOSED EATON LANE TYPICAL  
BRICK WALL BAY DETAIL (Sheet 01)


Date	Drawn	Checked	Authorised
08/11/23	TS	EM	DS

Scale  
As indicated@A1

Purpose of Issue  
PLANNING

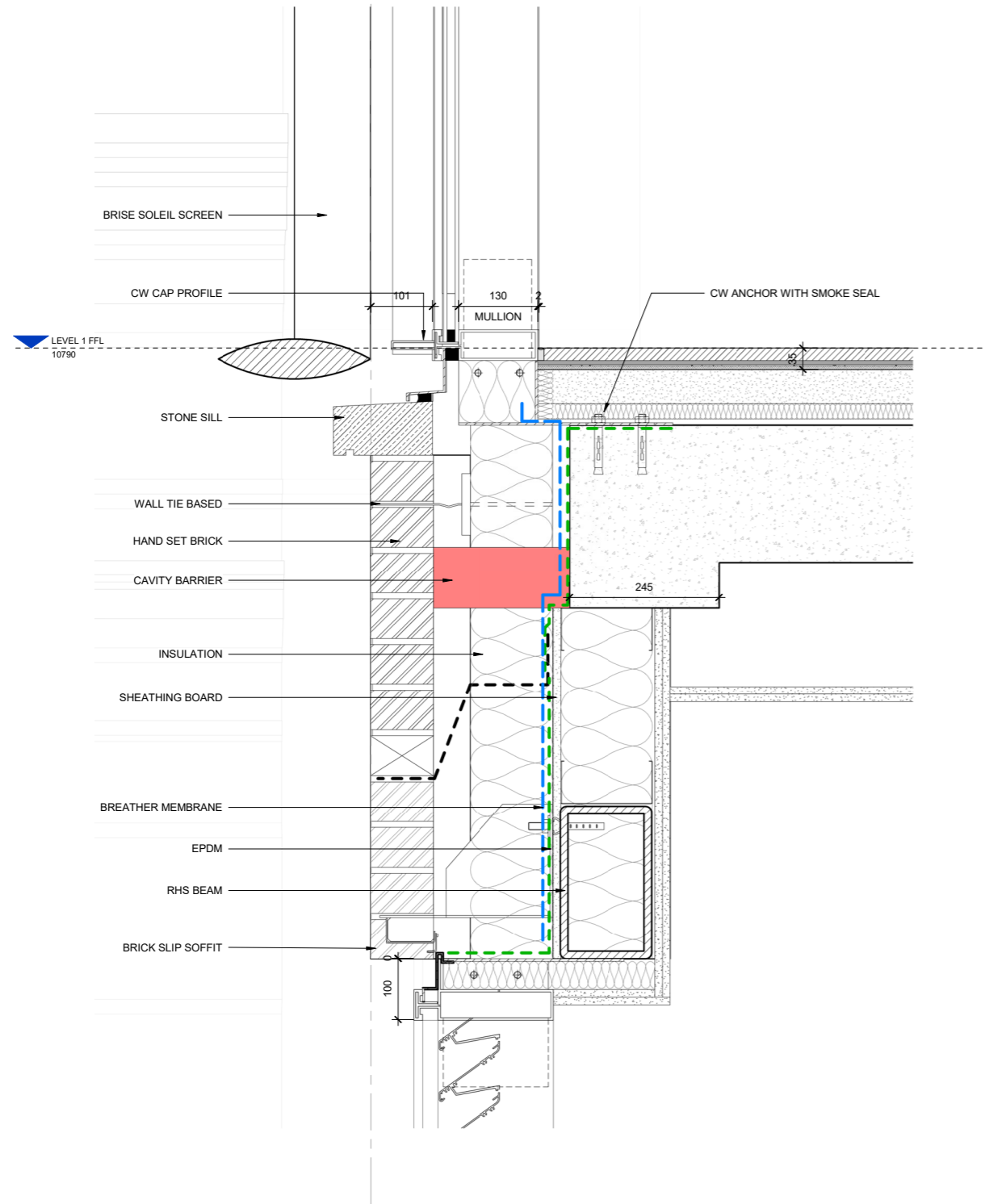
Drawing Number	Revision
GGH-AUK-ZZ-DR-A-07520	C02
AUK Project Number	
22127	

© Copyright - Aukett Swanke Ltd 08/11/2023 13:21:47

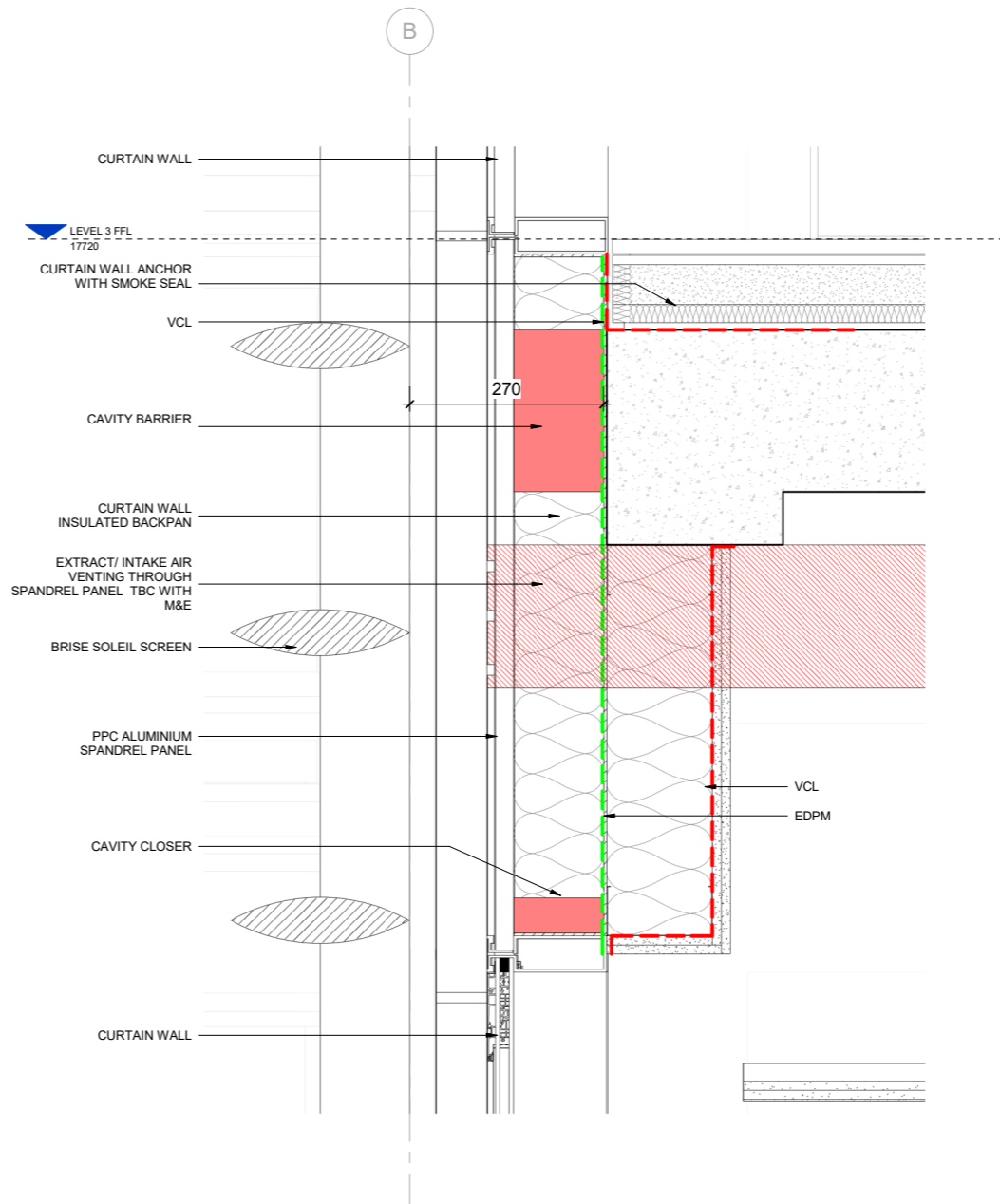


# PROPOSED EATON LANE ELEVATION

## TYPICAL BRICK WALL BAY DETAIL - SHEET 2

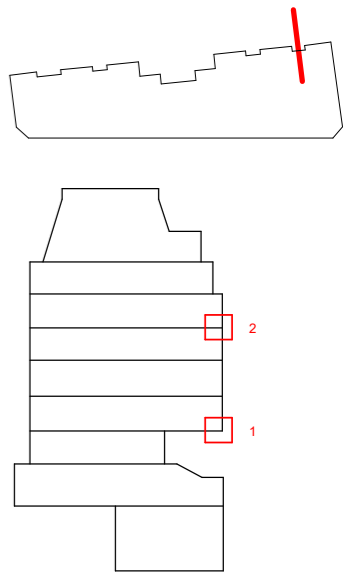


**I** Eaton Lane - Typical Bay Section A - Detail 1  
07521 1:5



**2** Eaton Lane - Typical Bay Section A - Detail 2  
07521 1:5

Notes



CO1	28/09/23	FOR PLANNING	TS	EM
CO2	08/11/23	FOR PLANNING	TS	EM
Rev	Date	By	Authorised	

**Important note**  
The information is confidential and the copyright of Aukett Swanke. Aukett Swanke accepts no liability for use of this drawing by parties other than the party for whom it was prepared or for purposes other than that which is stated on the issue sheet. It shall not be disclosed or passed to any other party in any form in whole or part without Aukett Swanke's express permission in writing nor should any other party place reliance upon it.  
Where data is supplied electronically, it is for convenience only. The original information is the printed or controlled copy which will be supplied on request. All dimensions are in millimetres. No dimensions or other information shall be inferred from the electronic data unless specifically stated on the printed or controlled copy. Where dimensions are not given, drawings must not be scaled and the matter should be referred back to Aukett Swanke.  
This drawing should be read in conjunction with all other project information, produced by Aukett Swanke and others. In the event of any conflict between the information contained on this drawing and in any other project document, drawings, specifications, schedules etc., the matter must be referred back to Aukett Swanke for clarification.  
All dimensions and conditions are to be checked on site by the contractor prior to preparing designs, drawings, calculations etc. or commencing any work. The contractor is responsible for checking that there is no conflict between site dimensions and drawn dimensions.

Aukett Swanke Ltd  
10 Bonhill Street  
London EC2A 4PE  
Tel: +44 (0)20 7843 3000  
Fax: +44 (0)20 7843 3001  
Email: london@aukettswanke.com  
Web: www.aukettswanke.com

Client  
ARDMORE

Project  
8 EATON LANE

Title  
PROPOSED EATON LANE TYPICAL BRICK WALL BAY DETAIL (Sheet 02)


Date	Drawn	Checked	Authorised
08/11/23	TS	EM	DS

Scale  
As indicated@A1

Purpose of Issue  
PLANNING

Drawing Number	Revision
GGH-AUK-ZZ-DR-A-07521	C02

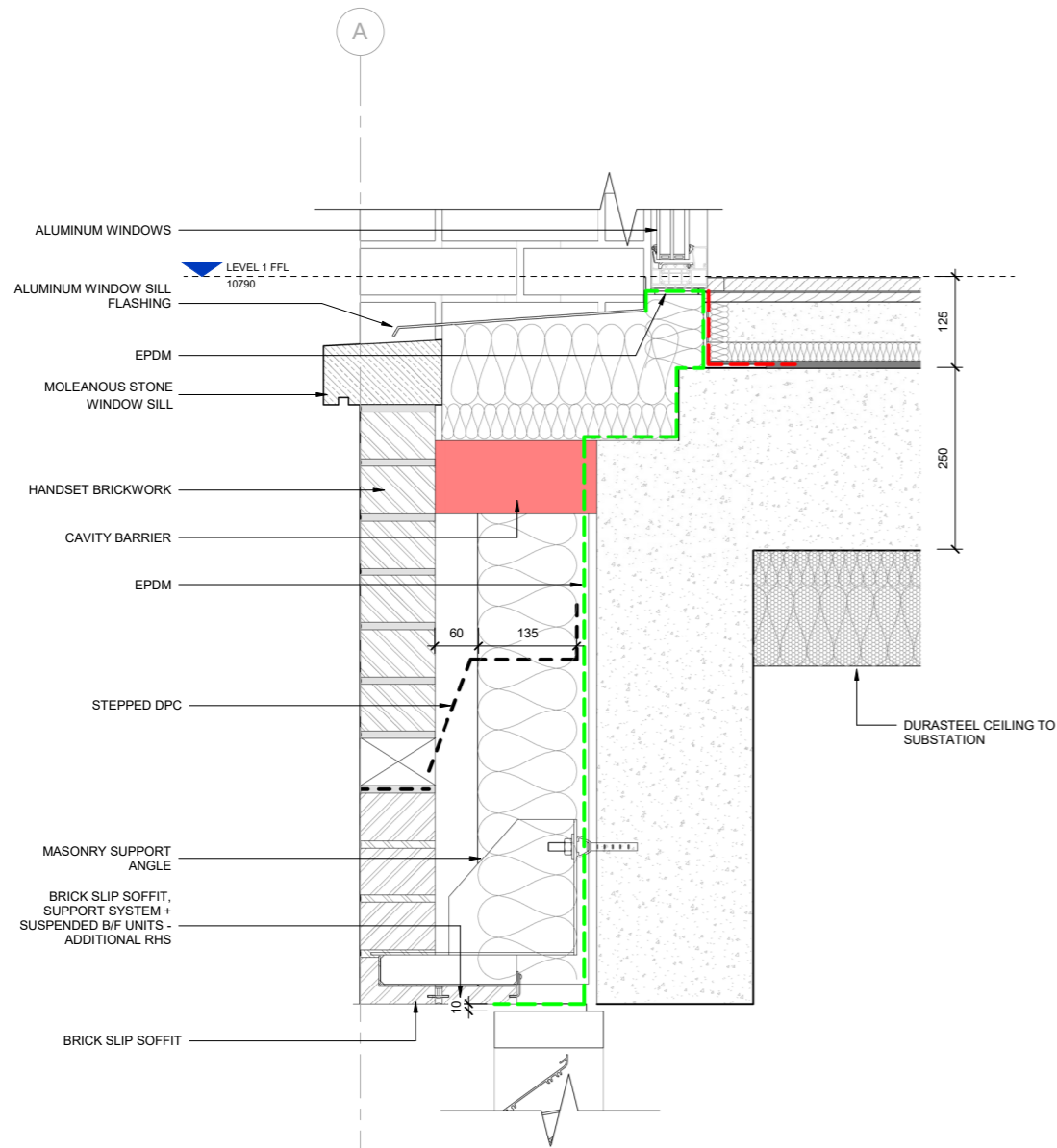
AUK Project Number  
22127



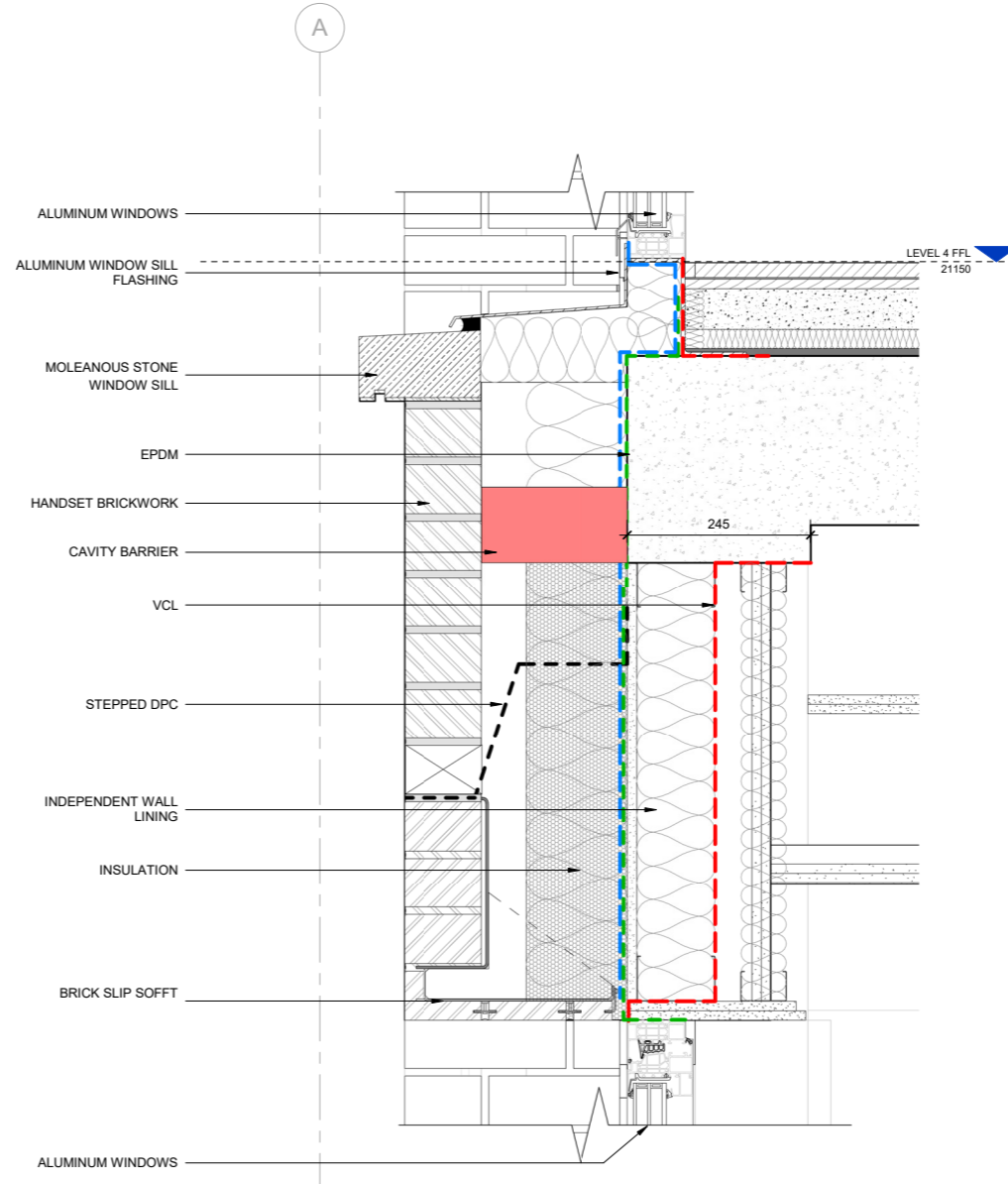
# PROPOSED EATON LANE ELEVATION

## TYPICAL CURTAIN WALL BAY DETAIL

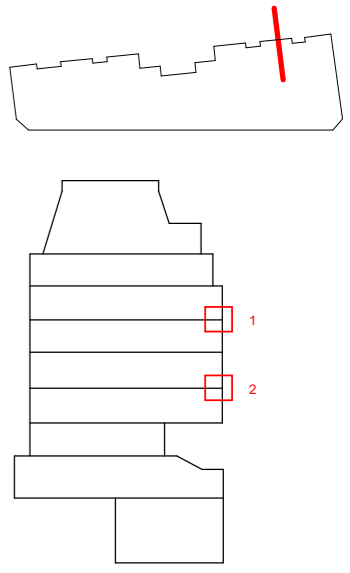
Notes



1 Eaton Lane - Typical Curtain Wall Bay Section B - Detail 3  
07522 1:5



2 Eaton Lane - Typical Curtain Wall Bay Section B - Detail 1 - Dependent 1  
07522 1:5



C01	28/09/23	FOR PLANNING	TS	EM
C02	08/11/23	FOR PLANNING	TS	EM
Rev	Date		By	Authorised

**Important note**  
 The information is confidential and the copyright of Aukett Swanke. Aukett Swanke accepts no liability for use of this drawing by parties other than the party for whom it was prepared or for purposes other than that which is stated on the issue sheet. It shall not be disclosed or passed to any other party in any form in whole or part without Aukett Swanke's express permission in writing nor should any other party place reliance upon it.  
 Where data is supplied electronically, it is for convenience only. The original information is the printed or controlled copy which will be supplied on request. All dimensions are in millimetres. No dimensions or other information shall be inferred from the electronic data unless specifically stated on the printed or controlled copy. Where dimensions are not given, drawings must not be scaled and the matter should be referred back to Aukett Swanke.  
 This drawing should be read in conjunction with all other project information, produced by Aukett Swanke and others. In the event of any conflict between the information contained on this drawing and in any other project document, drawings, specifications, schedules etc., the matter must be referred back to Aukett Swanke for clarification.  
 All dimensions and conditions are to be checked on site by the contractor prior to preparing designs, drawings, calculations etc. or commencing any work. The contractor is responsible for checking that there is no conflict between site dimensions and drawn dimensions.

Aukett Swanke Ltd  
 10 Bonhill Street  
 London E2A 4PE  
 Tel: +44 (0)20 7843 3000  
 Fax: +44 (0)20 7843 3001  
 Email: london@aukettswanke.com  
 Web: www.aukettswanke.com

Client  
 ARDMORE

Project  
 8 EATON LANE

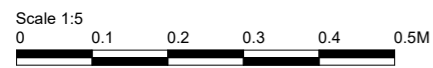
Title  
 PROPOSED EATON LANE TYPICAL CURTAIN WALL BAY DETAIL (Sheet 01)

Date	Drawn	Checked	Authorised
08/11/23	TS	EM	DS

Scale  
 As indicated@A1

Purpose of Issue  
 PLANNING

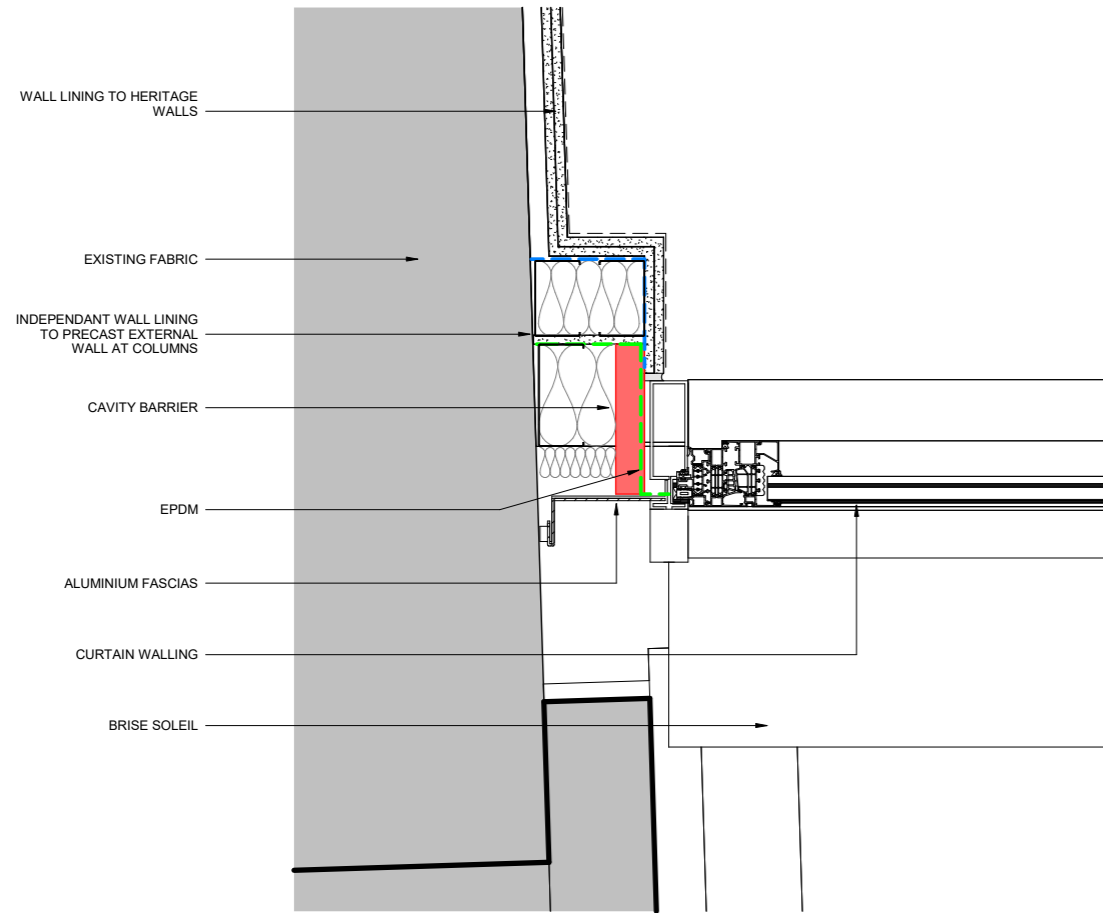
Drawing Number	Revision
GGH-AUK-ZZ-DR-A-07522	C02
AUK Project Number	
22127	



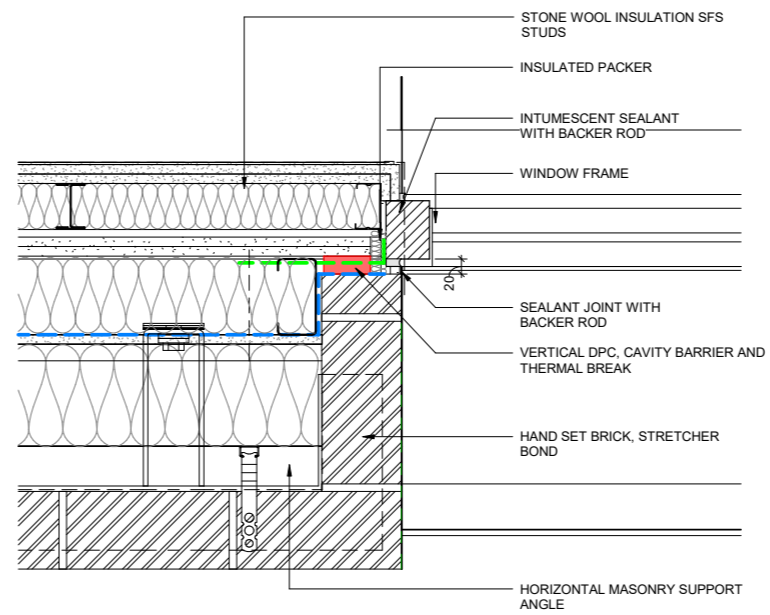
# EATON LANE TYPICAL BRICK WALL WINDOW JAMB DETIAL

## SHEET 1

Notes



1 LEVEL 02 - Eaton Lane Curtain Wall to Existing Jamb Detail  
07523 1:5



2 LEVEL 02 - Eaton Lane Brick Window Jamb Detail  
07523 1:5



C01 28/09/23 FOR PLANNING TS EM  
Rev Date By Authorised

**Important note**  
This information is confidential and the copyright of Aukett Swanke. Aukett Swanke accepts no liability for use of this drawing by parties other than the party for whom it was prepared or for purposes other than that which is stated on the issue sheet. It shall not be disclosed or passed to any other party in any form in whole or part without Aukett Swanke's express permission in writing nor should any other party place reliance upon it. Where data is supplied electronically, it is for convenience only. The original information is the printed or controlled copy which will be supplied on request. All dimensions are in millimetres. No dimensions or other information shall be inferred from the electronic data unless specifically stated on the printed or controlled copy. Where dimensions are not given, drawings must not be scaled and the matter should be referred back to Aukett Swanke. This drawing should be read in conjunction with all other project information, produced by Aukett Swanke and others. In the event of any conflict between the information contained on this drawing and in any other project document, drawings, specifications, schedules etc, the matter must be referred back to Aukett Swanke for clarification. All dimensions and conditions are to be checked on site by the contractor prior to preparing designs, drawings, calculations etc or commencing any work. The contractor is responsible for checking that there is no conflict between site dimensions and drawn dimensions.

Aukett Swanke Ltd  
10 Bonhill Street  
London E2 4PE  
Tel: +44 (0)20 7843 3000  
Fax: +44 (0)20 7843 3001  
Email: london@aukettswanke.com  
Web: www.aukettswanke.com

Client  
ARDMORE

Project  
8 EATON LANE

Title  
EATON LANE TYPICAL BRICK WALL WINDOW JAMB DETAIL (SHEET 01)

Date	Drawn	Checked	Authorised
28/09/23	TS	EM	DS

Scale  
1 : 5@A1

Purpose of Issue  
PLANNING

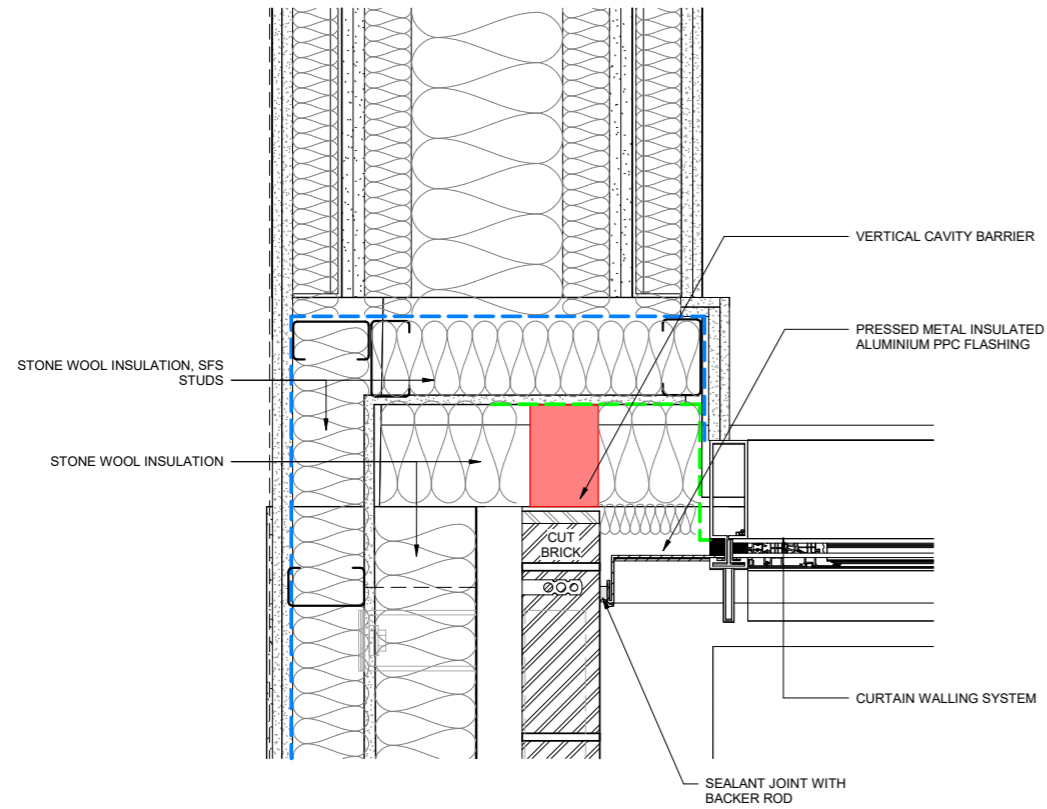
Drawing Number	Revision
GGH-AUK-ZZ-DR-A-07523	C01

AUK Project Number  
22127  
© Copyright - Aukett Swanke Ltd 28/09/2023 09:22:57

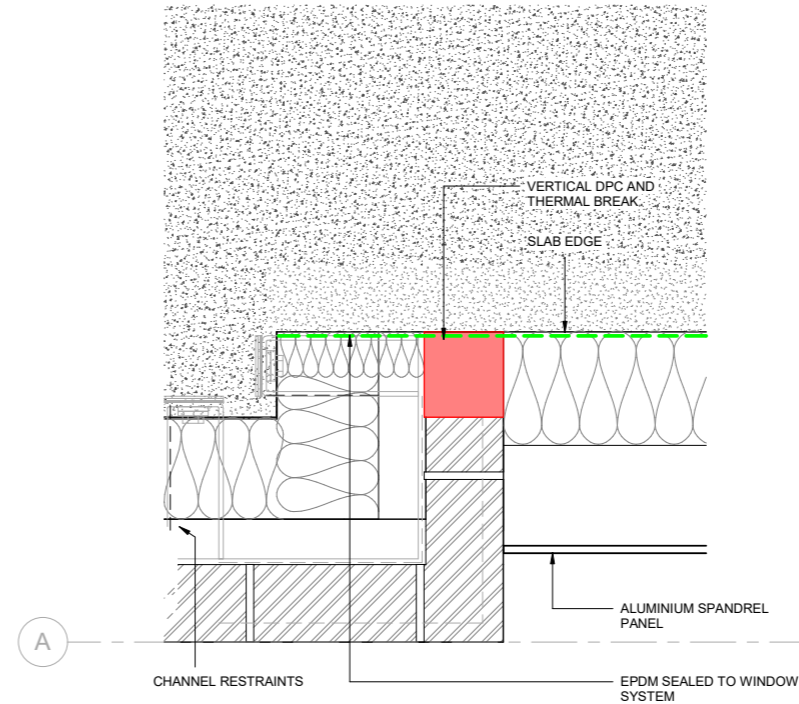
# EATON LANE CENTRAL BAY WINDOW JAMB DETAIL

## SHEET 1


Notes



1 Eaton Lane Brick and Curtain Wall Plan Detail  
07524 1:5



2 Eaton Lane Brick Wall Spandrel Panel Plan Detail  
07524 1:5



C01 28/09/23 FOR PLANNING TS EM  
Rev Date By Authorised

**Important note**  
The information is confidential and the copyright of Aukett Swanke. Aukett Swanke accepts no liability for use of this drawing by parties other than the party for whom it was prepared or for purposes other than that which is stated on the issue sheet. It shall not be disclosed or passed to any other party in any form in whole or part without Aukett Swanke's express permission in writing nor should any other party place reliance upon it. Where data is supplied electronically, it is for convenience only. The original information is the printed or controlled copy which will be supplied on request. All dimensions are in millimetres. No dimensions or other information shall be inferred from the electronic data unless specifically stated on the printed or controlled copy. Where dimensions are not given, drawings must not be scaled and the matter should be referred back to Aukett Swanke. This drawing should be read in conjunction with all other project information, produced by Aukett Swanke and others. In the event of any conflict between the information contained on this drawing and in any other project document, drawings, specifications, schedules etc, the matter must be referred back to Aukett Swanke for clarification. All dimensions and conditions are to be checked on site by the contractor prior to preparing designs, drawings, calculations etc or commencing any work. The contractor is responsible for checking that there is no conflict between site dimensions and drawn dimensions.

Aukett Swanke Ltd  
10 Bonhill Street  
London E2 4PE  
Tel: +44 (0)20 7843 3000  
Fax: +44 (0)20 7843 3001  
Email: london@aukettswanke.com  
Web: www.aukettswanke.com

Client  
ARDMORE

Project  
8 EATON LANE

Title  
EATON LANE TYPICAL BRICK WALL WINDOW JAMB DETAIL (SHEET 02)

Date	Drawn	Checked	Authorised
28/09/23	TS	EM	DS

Scale  
1 : 5@A1

Purpose of Issue  
PLANNING

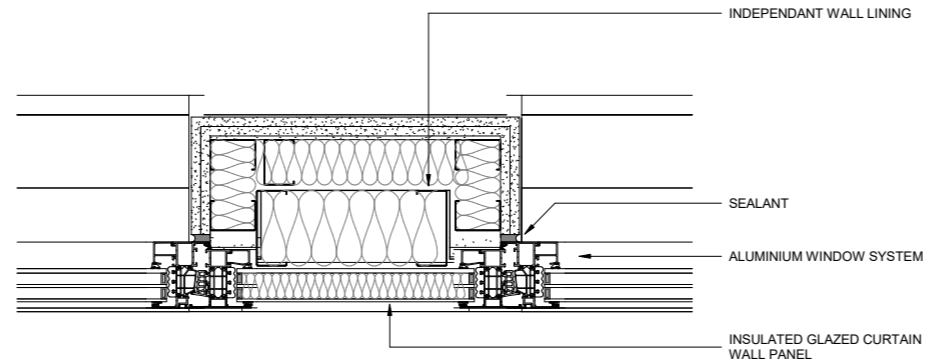
Drawing Number	Revision
GGH-AUK-ZZ-DR-A-07524	C01

22127  
© Copyright - Aukett Swanke Ltd 28/09/2023 09:23:02

# EATON LANE CENTRAL BAY WINDOW JAMB DETAIL

## SHEET 1

Notes



I  
07525 Eaton Lane Central Bay Curtain Wall Plan Detail  
1:5

C01 28/09/23 FOR PLANNING TS EM  
Rev Date By Authorised

**Important note**  
The information is confidential and the copyright of Aukett Swanke. Aukett Swanke accepts no liability for use of this drawing by parties other than the party for whom it was prepared or for purposes other than that which is stated on the issue sheet. It shall not be disclosed or passed to any other party in any form in whole or part without Aukett Swanke's express permission in writing nor should any other party place reliance upon it.  
Where data is supplied electronically, it is for convenience only. The original information is the printed or controlled copy which will be supplied on request. All dimensions are in millimetres. No dimensions or other information shall be inferred from the electronic data unless specifically stated on the printed or controlled copy. Where dimensions are not given, drawings must not be scaled and the matter should be referred back to Aukett Swanke.  
This drawing should be read in conjunction with all other project information, produced by Aukett Swanke and others. In the event of any conflict between the information contained on this drawing and in any other project document, drawings, specifications, schedules etc, the matter must be referred back to Aukett Swanke for clarification.  
All dimensions and conditions are to be checked on site by the contractor prior to preparing designs, drawings, calculations etc or commencing any work. The contractor is responsible for checking that there is no conflict between site dimensions and drawn dimensions.

Aukett Swanke Ltd  
10 Bonhill Street  
London E2A 4PE  
Tel: +44 (0)20 7843 3000  
Fax: +44 (0)20 7843 3001  
Email: london@aukettswanke.com  
Web: www.aukettswanke.com

Client  
ARDMORE

Project  
8 EATON LANE

Title  
EATON LANE CENTRAL BAY WINDOW JAMB DETAIL (SHEET 01)


Date	Drawn	Checked	Authorised
28/09/23	TS	EM	DS

Scale  
1 : 5@A1

Purpose of Issue  
PLANNING

Drawing Number	Revision
GGH-AUK-ZZ-DR-A-07525	C01

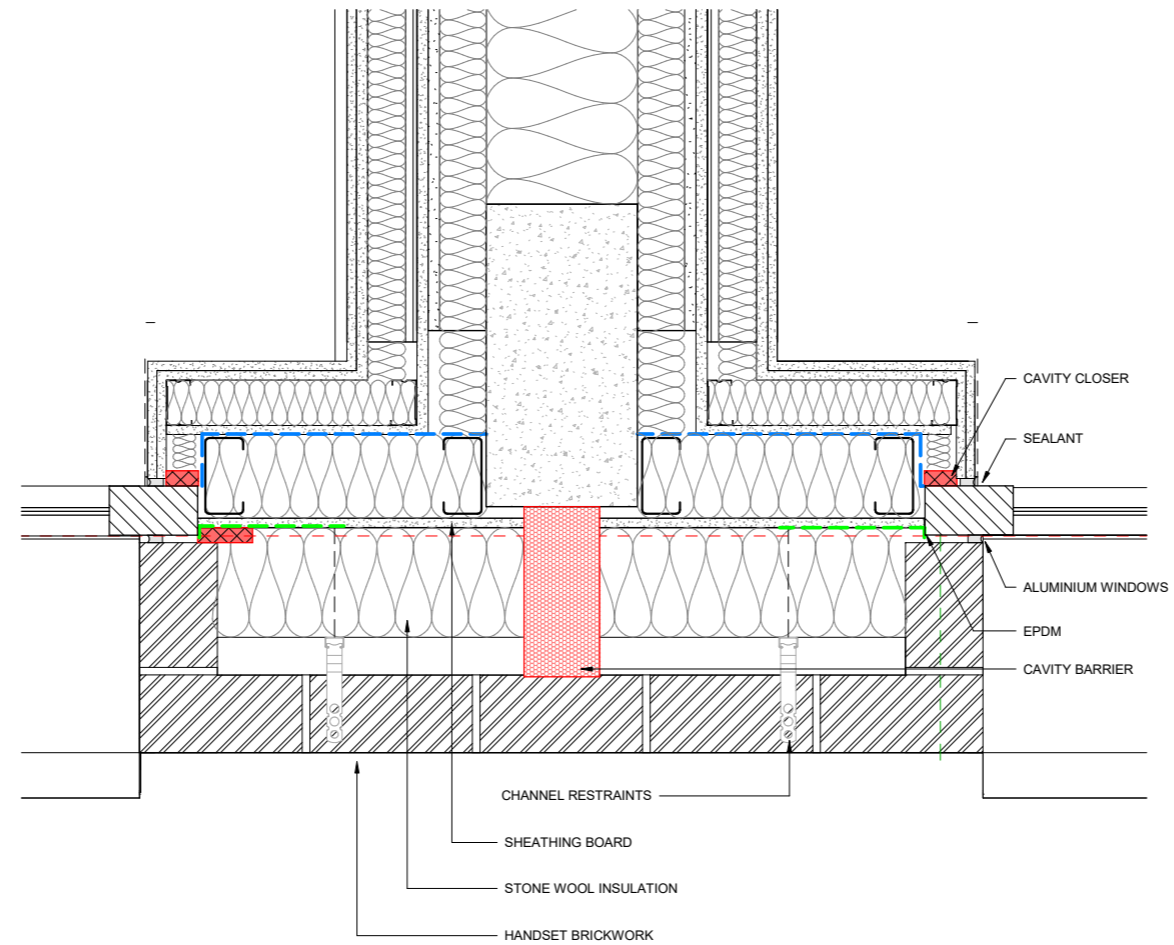
AUK Project Number  
22127  
© Copyright - Aukett Swanke Ltd 28/09/2023 09:23:07



# EATON LANE CENTRAL BAY WINDOW JAMB DETAIL

## SHEET 2

Notes



**I** Eaton Lane Central Bay Brick Wall Plan Detail  
07526 1:5

C01	28/09/23	FOR PLANNING	TS	EM
C02	08/11/23	FOR PLANNING	TS	EM
C03	17/01/24	FOR PLANNING	TS	EM
Rev	Date	By	Authorised	

**Important note**

The information is confidential and the copyright of Aukett Swanke. Aukett Swanke accepts no liability for use of this drawing by parties other than the party for whom it was prepared or for purposes other than that which is stated on the issue sheet. It shall not be disclosed or passed to any other party in any form in whole or part without Aukett Swanke's express permission in writing nor should any other party place reliance upon it. Where data is supplied electronically, it is for convenience only. The original information is the printed or controlled copy which will be supplied on request. All dimensions are in millimetres. No dimensions or other information shall be inferred from the electronic data unless specifically stated on the printed or controlled copy. Where dimensions are not given, drawings must not be scaled and the matter should be referred back to Aukett Swanke. This drawing should be read in conjunction with all other project information, produced by Aukett Swanke and others. In the event of any conflict between the information contained on this drawing and in any other project document, drawings, specifications, schedules etc., the matter must be referred back to Aukett Swanke for clarification. All dimensions and conditions are to be checked on site by the contractor prior to preparing designs, drawings, calculations etc. or commencing any work. The contractor is responsible for checking that there is no conflict between site dimensions and drawn dimensions.

Aukett Swanke Ltd  
10 Bonhill Street  
London EC2A 4PE  
Tel: +44 (0)20 7843 3000  
Fax: +44 (0)20 7843 3001  
Email: london@aukettswanke.com  
Web: www.aukettswanke.com

Client  
**ARDMORE**

Project  
**8 EATON LANE**


Title  
**EATON LANE CENTRAL BAY WINDOW JAMB DETAIL (SHEET 02)**

Date	Drawn	Checked	Authorised
17/01/24	TS	EM	DS

Scale  
**1 : 5@A1**

Purpose of Issue  
**PLANNING**

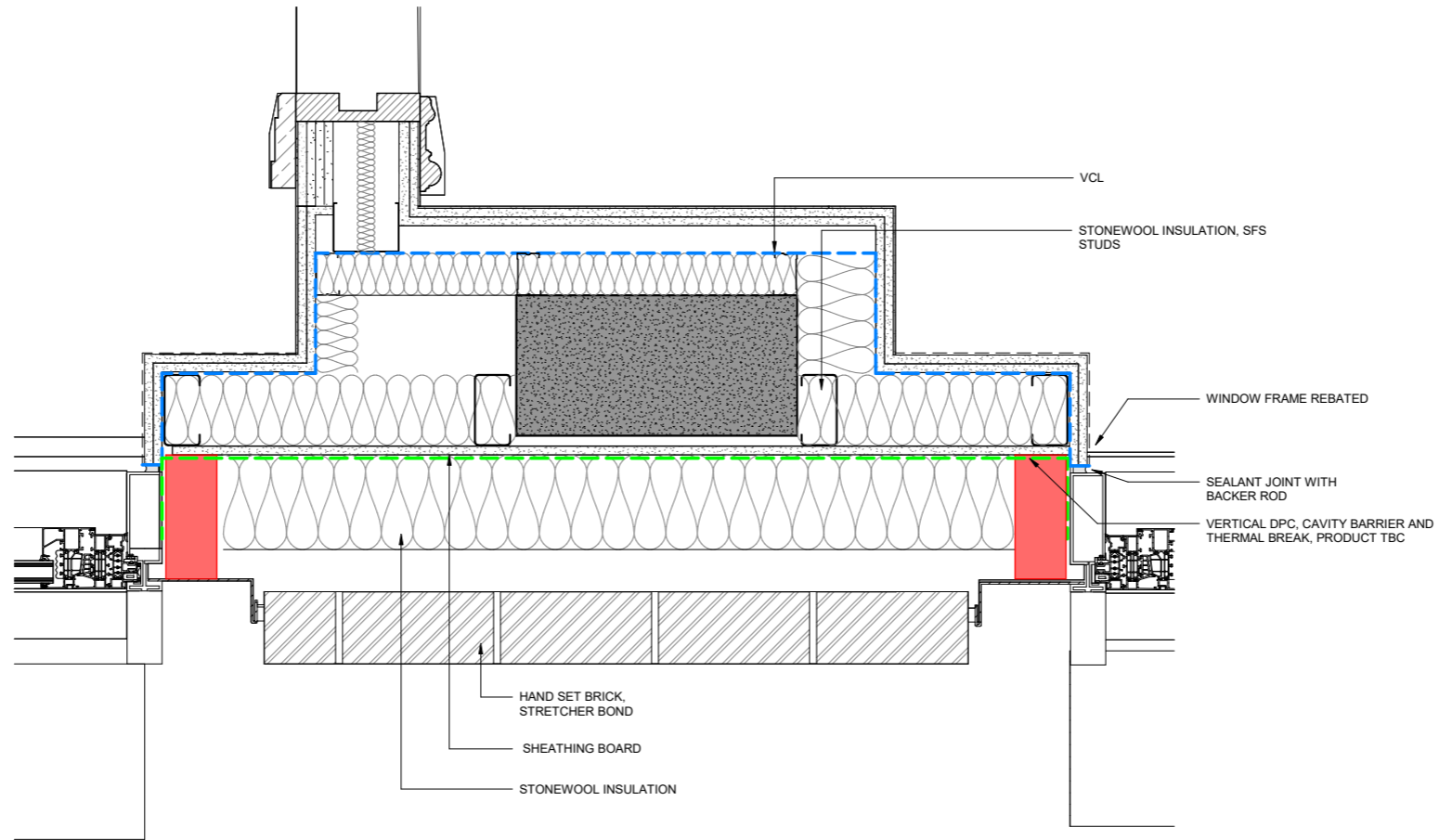
Drawing Number	Revision
GGH-AUK-ZZ-DR-A-07526	C03
AUK Project Number	
22127	



# EATON LANE CURTAIN WALL PLAN DETAIL

## SHEET 1

Notes



**1** Eaton Lane Curtain Wall Bay Plan Detail  
07527 1:5

C01 28/09/23 FOR PLANNING TS EM  
Rev Date By Authorised

**Important note**  
The information is confidential and the copyright of Aukett Swanke. Aukett Swanke accepts no liability for use of this drawing by parties other than the party for whom it was prepared or for purposes other than that which is stated on the issue sheet. It shall not be disclosed or passed to any other party in any form in whole or part without Aukett Swanke's express permission in writing nor should any other party place reliance upon it.  
Where data is supplied electronically, it is for convenience only. The original information is the printed or controlled copy which will be supplied on request. All dimensions are in millimetres. No dimensions or other information shall be inferred from the electronic data unless specifically stated on the printed or controlled copy. Where dimensions are not given, drawings must not be scaled and the matter should be referred back to Aukett Swanke.  
This drawing should be read in conjunction with all other project information, produced by Aukett Swanke and others. In the event of any conflict between the information contained on this drawing and in any other project document, drawings, specifications, schedules etc., the matter must be referred back to Aukett Swanke for clarification.  
All dimensions and conditions are to be checked on site by the contractor prior to preparing designs, drawings, calculations etc. or commencing any work. The contractor is responsible for checking that there is no conflict between site dimensions and drawn dimensions.

Aukett Swanke Ltd  
10 Bonhill Street  
London EC2A 4PE  
Tel: +44 (0)20 7843 3000  
Fax: +44 (0)20 7843 3001  
Email: london@aukettswanke.com  
Web: www.aukettswanke.com

Client  
**ARDMORE**

Project  
**8 EATON LANE**

Title  
**EATON LANE CURTAIN WALL PLAN DETAIL**


Date	Drawn	Checked	Authorised
28/09/23	TS	EM	DS

Scale  
**1 : 5@A1**

Purpose of Issue  
**PLANNING**

Drawing Number	Revision
GGH-AUK-ZZ-DR-A-07527	C01

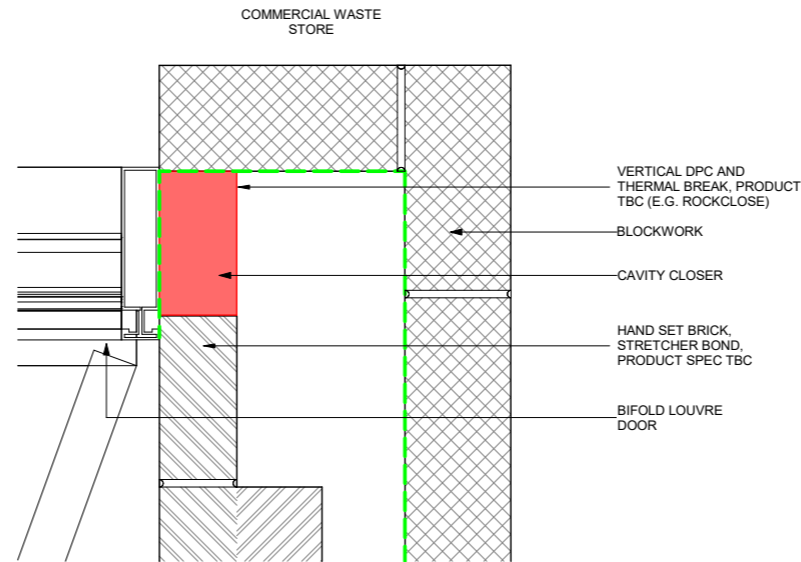
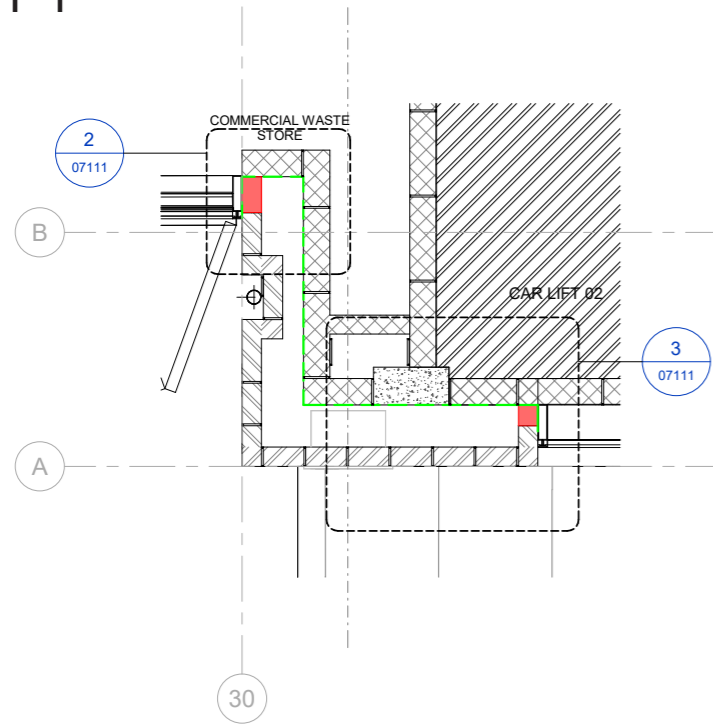
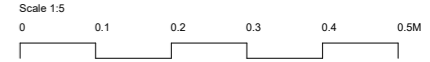
22127  
© Copyright - Aukett Swanke Ltd 28/09/2023 09:23:15





# EATON LANE GROUND FLOOR PLAN DETAIL

## SHEET 1

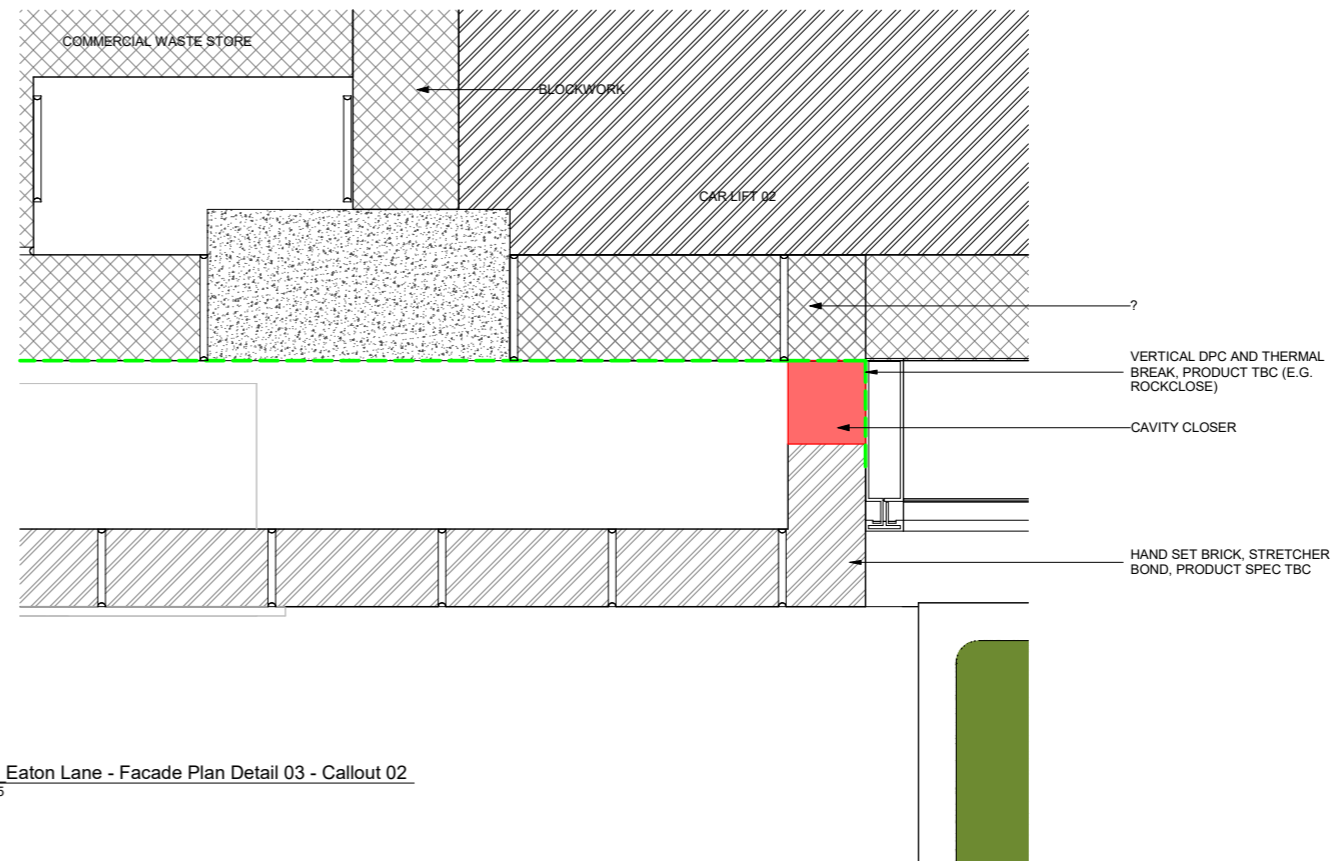


Notes  
**THIS DRAWING SUPERSEDES DRAWING: GGH-PDP-ZZ-ZZ-DR-A-21382**

DO NOT SCALE FROM THIS DRAWING  
 PRINT IN COLOUR

1 00 Eaton Lane - Facade Plan Detail 03  
 07111 1:20

2 00 Eaton Lane - Facade Plan Detail 03 - Callout 01  
 07111 1:5



C01	28/09/23	PLANNING CONDITIONS	BM	EM
C02	08/11/23	FOR PLANNING	TS	EM
Rev	Date	By	Authorised	

**Important note**  
 This information is confidential and the copyright of Aukett Swanke. Aukett Swanke accepts no liability for use of this drawing by parties other than the party for whom it was prepared or for purposes other than that which is stated on the issue sheet. It shall not be disclosed or passed to any other party in any form in whole or part without Aukett Swanke's express permission in writing nor should any other party place reliance upon it.  
 Where data is supplied electronically, it is for convenience only. The original information is the printed or controlled copy which will be supplied on request. All dimensions are in millimetres. No dimensions or other information shall be inferred from the electronic data unless specifically stated on the printed or controlled copy. Where dimensions are not given, drawings must not be scaled and the matter should be referred back to Aukett Swanke.  
 This drawing should be read in conjunction with all other project information, produced by Aukett Swanke and others. In the event of any conflict between the information contained on this drawing and in any other project document, drawings, specifications, schedules etc., the matter must be referred back to Aukett Swanke for clarification.  
 All dimensions and conditions are to be checked on site by the contractor prior to preparing designs, drawings, calculations etc. or commencing any work. The contractor is responsible for checking that there is no conflict between site dimensions and drawn dimensions.

Aukett Swanke Ltd  
 10 Bonhill Street  
 London EC2A 4PE  
 Tel: +44 (0)20 7843 3000  
 Fax: +44 (0)20 7843 3001  
 Email: london@aukettswanke.com  
 Web: www.aukettswanke.com

Client  
 ARDMORE

Project  
 8 EATON LANE

Title  
 EATON LANE GROUND FLOOR PLAN  
 DETAIL - SHEET 03

Date	Drawn	Checked	Authorised
08/11/23	BM	RN	EM

Scale  
 As indicated@A1

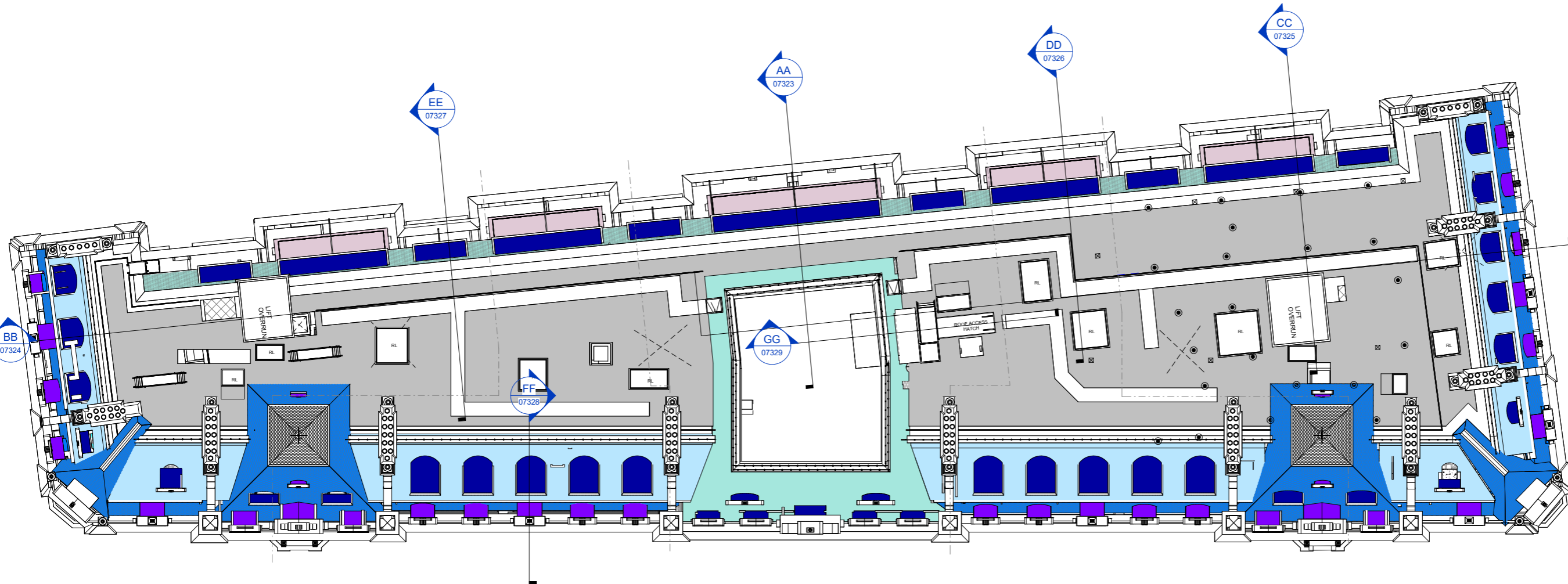
Purpose of Issue  
 PLANNING

Drawing Number	Revision
GGH-AUK-ZZ-00-DR-A-07111	C02
AUK Project Number	
22127	


# CONSENTED ROOF PLAN

## TOWN PLANNING & LISTED BUILDING CONSENT CONDITIONS

Notes



- New slate roof on traditional timber system
- New slate roof on non-combustible fixing and support (Nulock system)
- New slate roof on retained timbers and metal batten support (Nulock system)
- New zinc dormer roof
- New zinc balcony roof
- Existing dormer roof in lead.



C01	28/09/23	FOR PLANNING	TS	EM
Rev	Date		By	Authorised

**Important note**  
 This information is confidential and the copyright of Aukett Swanke. Aukett Swanke accepts no liability for use of this drawing by parties other than the party for whom it was prepared or for purposes other than that which is stated on the issue sheet. It shall not be disclosed or passed to any other party in any form in whole or part without Aukett Swanke's express permission in writing nor should any other party place reliance upon it.  
 Where data is supplied electronically, it is for convenience only. The original information is the printed or controlled copy which will be supplied on request. All dimensions are in millimetres. No dimensions or other information shall be inferred from the electronic data unless specifically stated on the printed or controlled copy. Where dimensions are not given, drawings must not be scaled and the matter should be referred back to Aukett Swanke.  
 This drawing should be read in conjunction with all other project information, produced by Aukett Swanke and others. In the event of any conflict between the information contained on this drawing and in any other project document, drawings, specifications, schedules etc., the matter must be referred back to Aukett Swanke for clarification.  
 All dimensions and conditions are to be checked on site by the contractor prior to preparing designs, drawings, calculations etc. or commencing any work. The contractor is responsible for checking that there is no conflict between site dimensions and drawn dimensions.

Aukett Swanke Ltd  
 10 Bonhill Street  
 London EC2A 4PE  
 Tel: +44 (0)20 7843 3000  
 Fax: +44 (0)20 7843 3001  
 Email: london@aukettswanke.com  
 Web: www.aukettswanke.com

Client  
**ARDMORE**

Project  
**8 EATON LANE**

Title  
**CONSENTED ROOF PLAN**

Date	Drawn	Checked	Authorised
28/09/23	TS	EM	DS

Scale  
**1 : 125@A1**

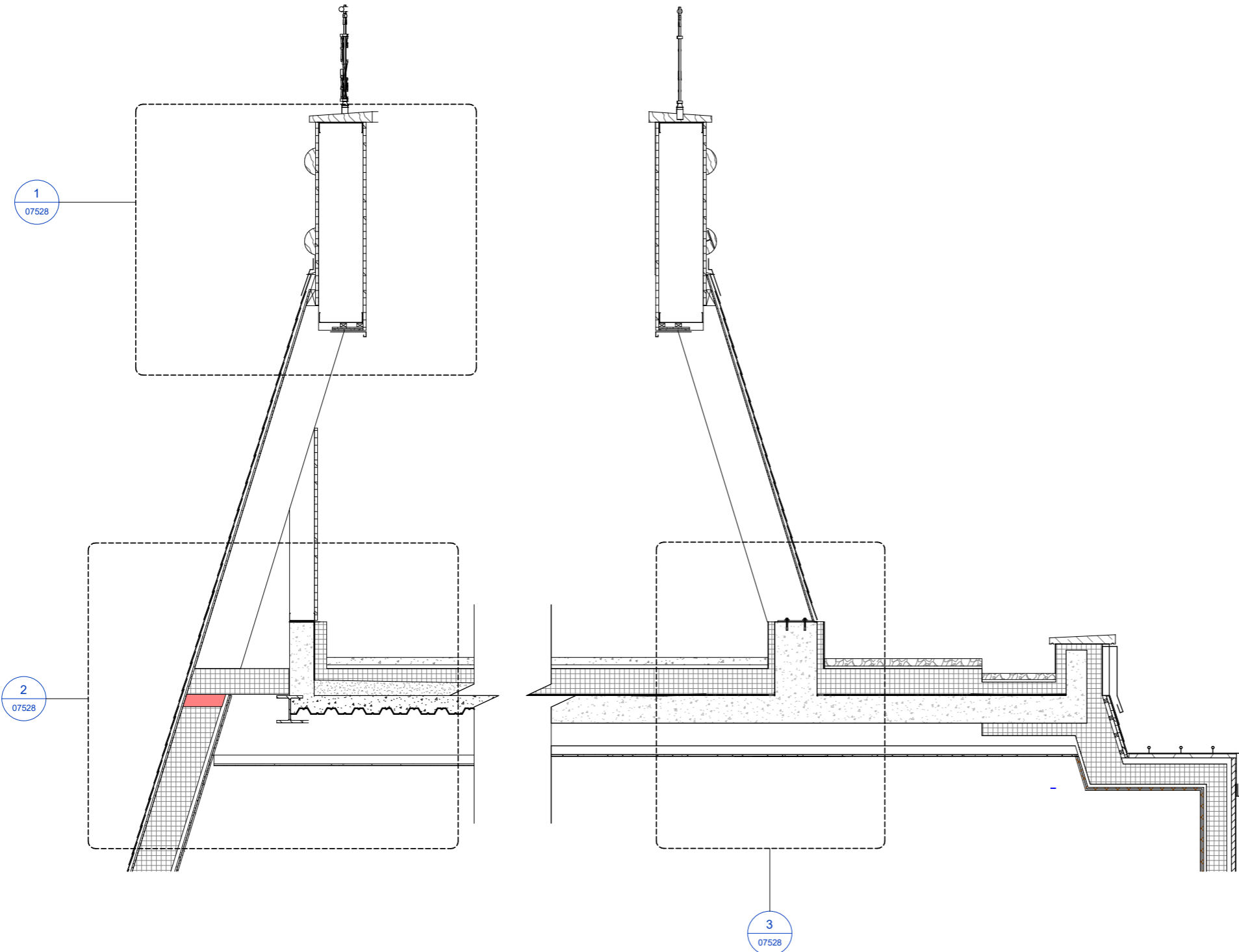
Purpose of Issue  
**PLANNING**

Drawing Number	Revision
GGH-AUK-ZZ-07-DR-A-07123	C01
AUK Project Number	
22127	

C:\Users\swanke\Documents\GGH-AUK-ZZ-07-DR-A-07123\_Proposed\_Timber\_Slate\GGH-AUK-ZZ-07-DR-A-07123.dwg

# ROOF SECTION AA

Notes



C01 28/09/23 FOR PLANNING TS EM  
 Rev Date By Authorised

**Important note**  
 The information is confidential and the copyright of Aukett Swanke. Aukett Swanke accepts no liability for use of this drawing by parties other than the party for whom it was prepared or for purposes other than that which is stated on the issue sheet. It shall not be disclosed or passed to any other party in any form in whole or part without Aukett Swanke's express permission in writing nor should any other party place reliance upon it.  
 Where data is supplied electronically, it is for convenience only. The original information is the printed or controlled copy which will be supplied on request. All dimensions are in millimetres. No dimensions or other information shall be inferred from the electronic data unless specifically stated on the printed or controlled copy. Where dimensions are not given, drawings must not be scaled and the matter should be referred back to Aukett Swanke.  
 This drawing should be read in conjunction with all other project information, produced by Aukett Swanke and others. In the event of any conflict between the information contained on this drawing and in any other project document, drawings, specifications, schedules etc., the matter must be referred back to Aukett Swanke for clarification.  
 All dimensions and conditions are to be checked on site by the contractor prior to preparing designs, drawings, calculations etc. or commencing any work. The contractor is responsible for checking that there is no conflict between site dimensions and drawn dimensions.

Aukett Swanke Ltd  
 10 Bonhill Street  
 London E2A 4PE  
 Tel: +44 (0)20 7843 3000  
 Fax: +44 (0)20 7843 3001  
 Email: london@aukettswanke.com  
 Web: www.aukettswanke.com

Client  
**ARDMORE**

Project  
**8 EATON LANE**

Title  
**ROOF SECTION AA**

Date	Drawn	Checked	Authorised
28/09/23	TS	EM	DS

Scale  
**1 : 20@A1**

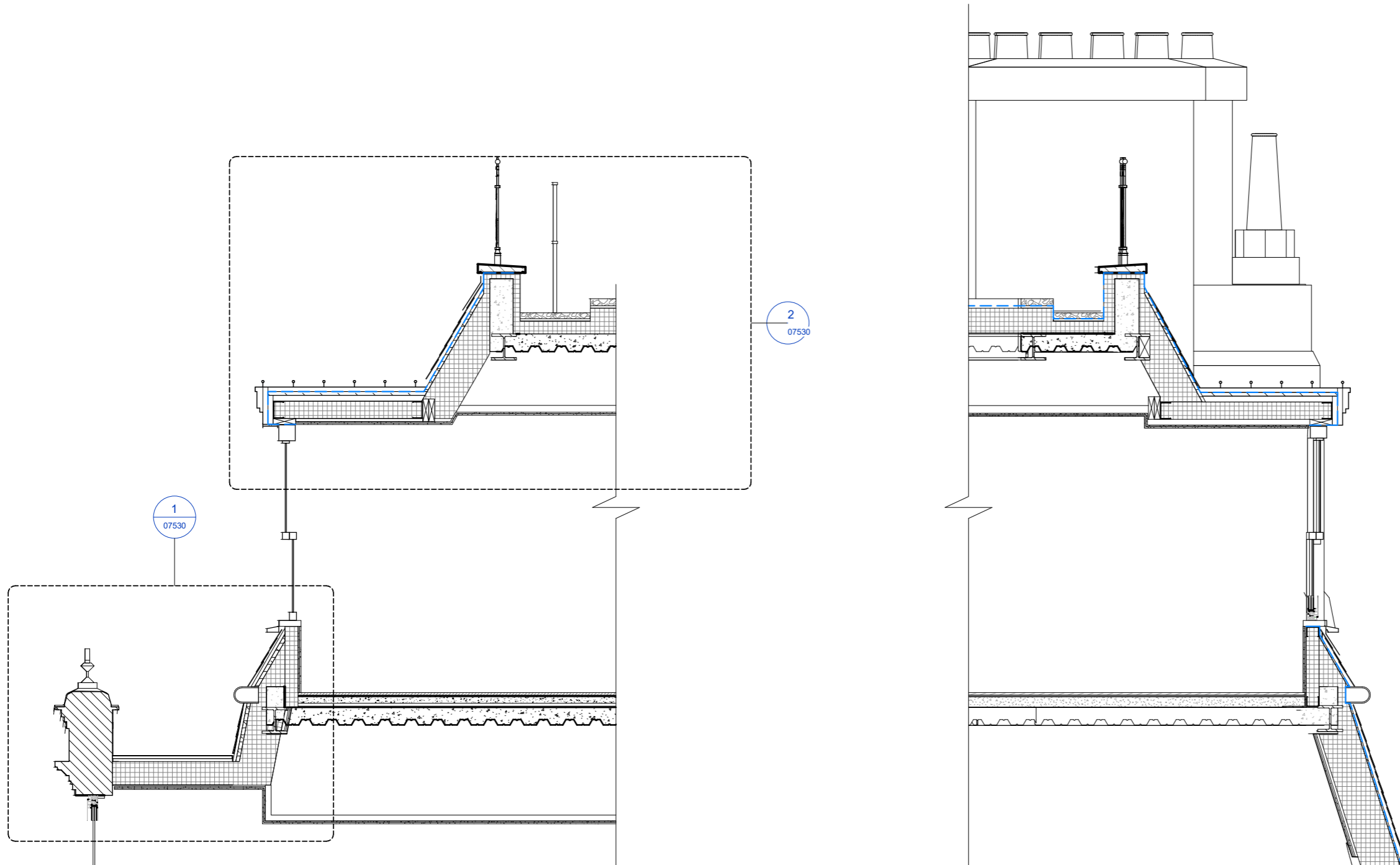
Purpose of Issue  
**PLANNING**

Drawing Number	Revision
GGH-AUK-ZZ-07-DR-A-07323	C01

22127  
 © Copyright - Aukett Swanke Ltd 28/09/2023 10:24:01



# ROOF SECTION BB



Notes

C01 28/09/23 FOR PLANNING TS EM  
 Rev Date By Authorised

**Important note**  
 This information is confidential and the copyright of Aukett Swanke. Aukett Swanke accepts no liability for use of this drawing by parties other than the party for whom it was prepared or for purposes other than that which is stated on the issue sheet. It shall not be disclosed or passed to any other party in any form in whole or part without Aukett Swanke's express permission in writing nor should any other party place reliance upon it.  
 Where data is supplied electronically, it is for convenience only. The original information is the printed or controlled copy which will be supplied on request. All dimensions are in millimetres. No dimensions or other information shall be inferred from the electronic data unless specifically stated on the printed or controlled copy. Where dimensions are not given, drawings must not be scaled and the matter should be referred back to Aukett Swanke.  
 This drawing should be read in conjunction with all other project information, produced by Aukett Swanke and others. In the event of any conflict between the information contained on this drawing and in any other project document, drawings, specifications, schedules etc., the matter must be referred back to Aukett Swanke for clarification.  
 All dimensions and conditions are to be checked on site by the contractor prior to preparing designs, drawings, calculations etc. or commencing any work. The contractor is responsible for checking that there is no conflict between site dimensions and drawn dimensions.

Aukett Swanke Ltd  
 10 Bonhill Street  
 London E2 4PE  
 Tel: +44 (0)20 7843 3000  
 Fax: +44 (0)20 7843 3001  
 Email: london@aukettswanke.com  
 Web: www.aukettswanke.com

Client  
**ARDMORE**

Project  
**8 EATON LANE**

Title  
**ROOF SECTION BB**


Date	Drawn	Checked	Authorised
28/09/23	TS	EM	DS

Scale  
**1 : 20@A1**

Purpose of Issue  
**PLANNING**

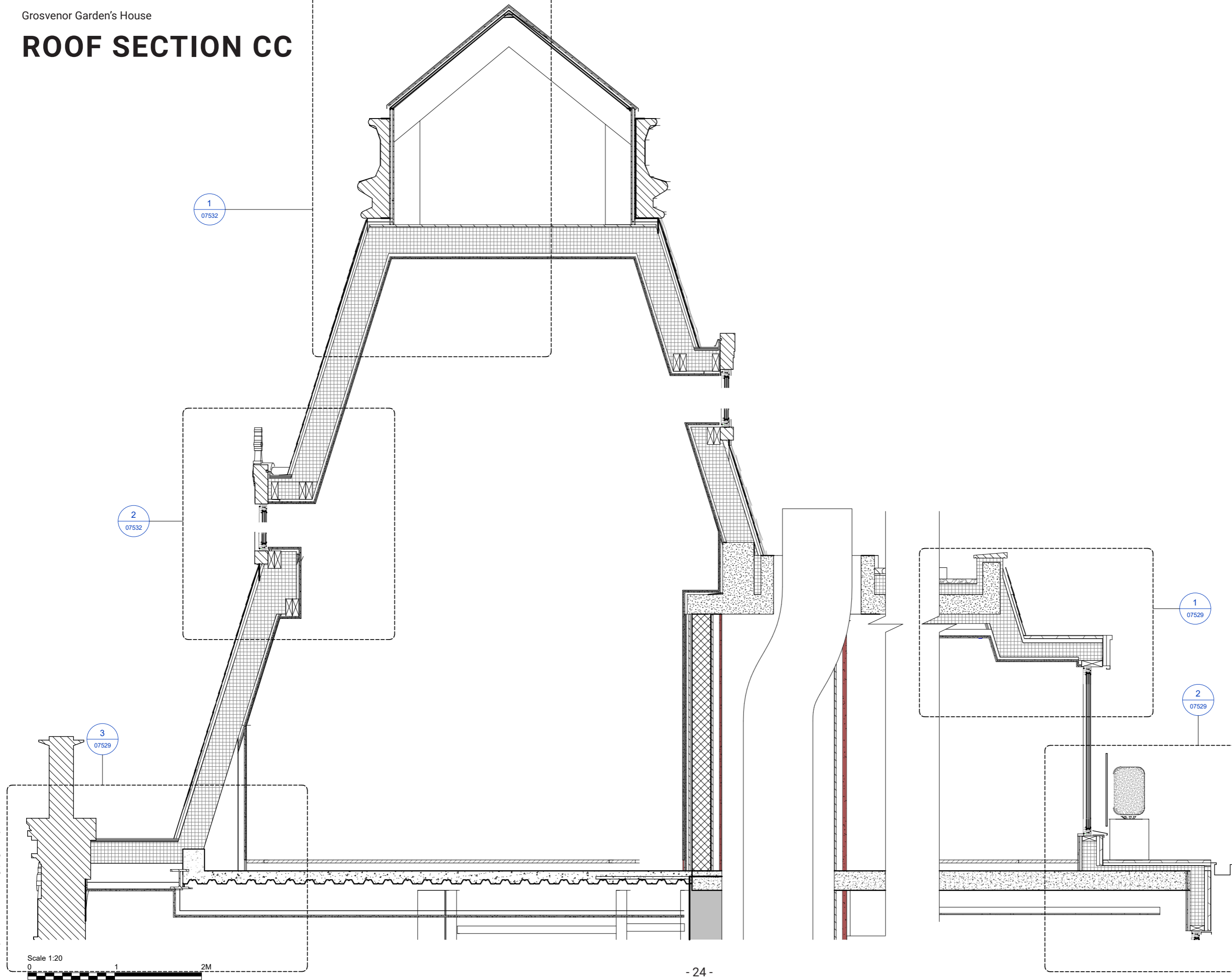
Drawing Number	Revision
GGH-AUK-ZZ-07-DR-A-07324	C01

AUK Project Number  
**22127**  
© Copyright - Aukett Swanke Ltd 28/09/2023 10:24:11



# ROOF SECTION CC

Notes



C01 28/09/23 FOR PLANNING TS EM  
Rev Date By Authorised

**Important note**  
The information is confidential and the copyright of Aukett Swanke. Aukett Swanke accepts no liability for use of this drawing by parties other than the party for whom it was prepared or for purposes other than that which is stated on the issue sheet. It shall not be disclosed or passed to any other party in any form in whole or part without Aukett Swanke's express permission in writing nor should any other party place reliance upon it.  
Where data is supplied electronically, it is for convenience only. The original information is the printed or controlled copy which will be supplied on request. All dimensions are in millimetres. No dimensions or other information shall be inferred from the electronic data unless specifically stated on the printed or controlled copy. Where dimensions are not given, drawings must not be scaled and the matter should be referred back to Aukett Swanke.  
This drawing should be read in conjunction with all other project information, produced by Aukett Swanke and others. In the event of any conflict between the information contained on this drawing and in any other project document, drawings, specifications, schedules etc., the matter must be referred back to Aukett Swanke for clarification.  
All dimensions and conditions are to be checked on site by the contractor prior to preparing designs, drawings, calculations etc. or commencing any work. The contractor is responsible for checking that there is no conflict between site dimensions and drawn dimensions.

Aukett Swanke Ltd  
10 Bonhill Street  
London EC2A 4PE  
Tel: +44 (0)20 7843 3000  
Fax: +44 (0)20 7843 3001  
Email: london@aukettswanke.com  
Web: www.aukettswanke.com

Client  
ARDMORE

Project  
8 EATON LANE

Title  
ROOF SECTION CC

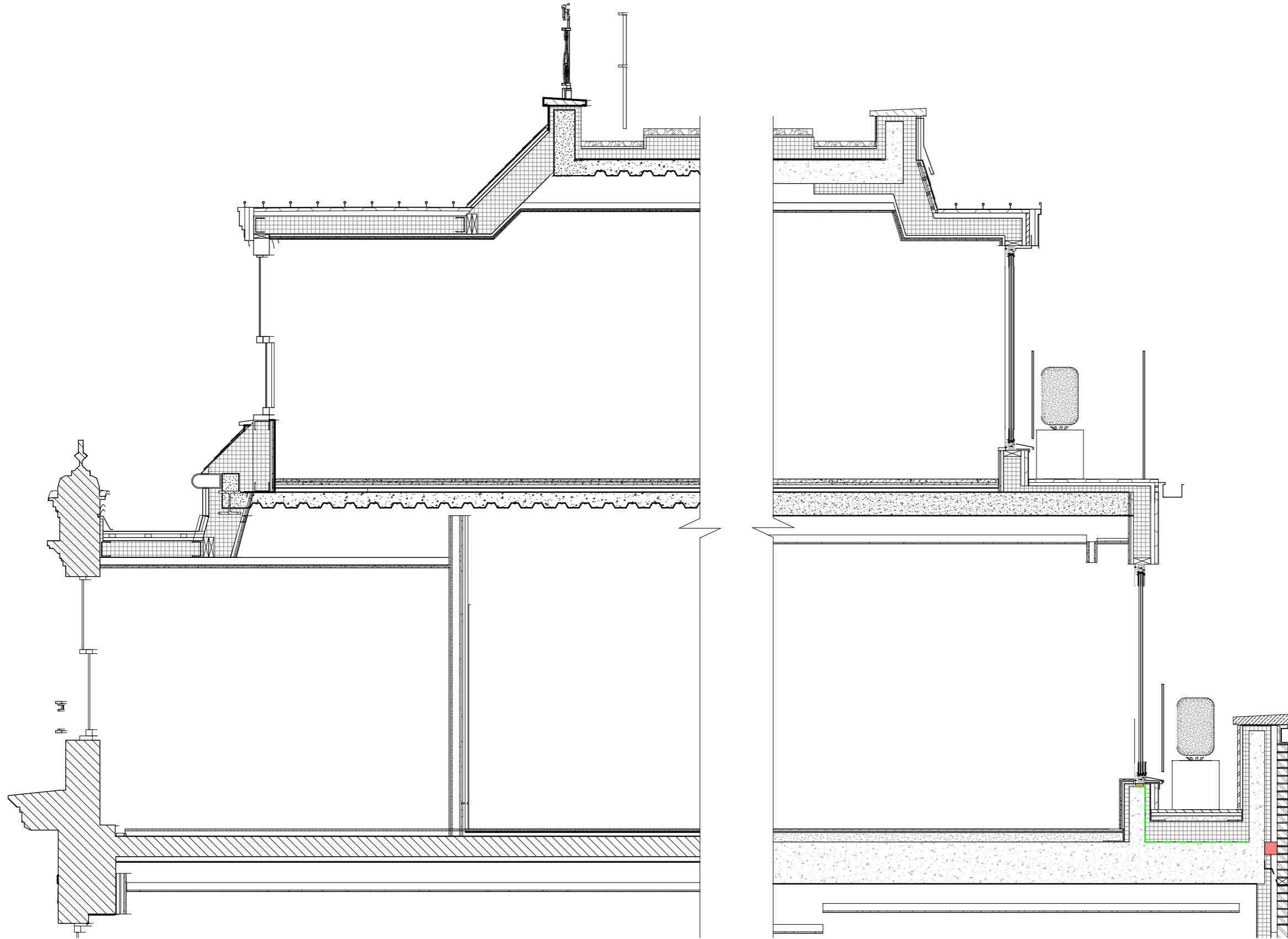
Date	Drawn	Checked	Authorised
28/09/23	TS	EM	DS

Scale  
1 : 20@A1

Purpose of Issue  
PLANNING

Drawing Number	Revision
GGH-AUK-ZZ-07-DR-A-07325	C01
AUK Project Number 22127	

# ROOF SECTION DD



Notes

C01 28/09/23 FOR PLANNING TS EM  
 Rev Date By Authorised

**Important note**

The information is confidential and the copyright of Aukett Swanke. Aukett Swanke accepts no liability for use of this drawing by parties other than the party for whom it was prepared or for purposes other than that which is stated on the issue sheet. It shall not be disclosed or passed to any other party in any form in whole or part without Aukett Swanke's express permission in writing nor should any other party place reliance upon it. Where data is supplied electronically, it is for convenience only. The original information is the printed or controlled copy which will be supplied on request. All dimensions are in millimetres. No dimensions or other information shall be inferred from the electronic data unless specifically stated on the printed or controlled copy. Where dimensions are not given, drawings must not be scaled and the matter should be referred back to Aukett Swanke. This drawing should be read in conjunction with all other project information, produced by Aukett Swanke and others. In the event of any conflict between the information contained on this drawing and in any other project document, drawings, specifications, schedules etc, the matter must be referred back to Aukett Swanke for clarification. All dimensions and conditions are to be checked on site by the contractor prior to preparing designs, drawings, calculations etc or commencing any work. The contractor is responsible for checking that there is no conflict between site dimensions and drawn dimensions.

Aukett Swanke Ltd  
 10 Bonhill Street  
 London E2 9AE  
 Tel: +44 (0)20 7843 3000  
 Fax: +44 (0)20 7843 3001  
 Email: london@aukettswanke.com  
 Web: www.aukettswanke.com

Client  
 ARDMORE

Project  
 8 EATON LANE

Title  
 ROOF SECTION DD

Date	Drawn	Checked	Authorised
28/09/23	TS	EM	DS

Scale  
 1 : 20@A1

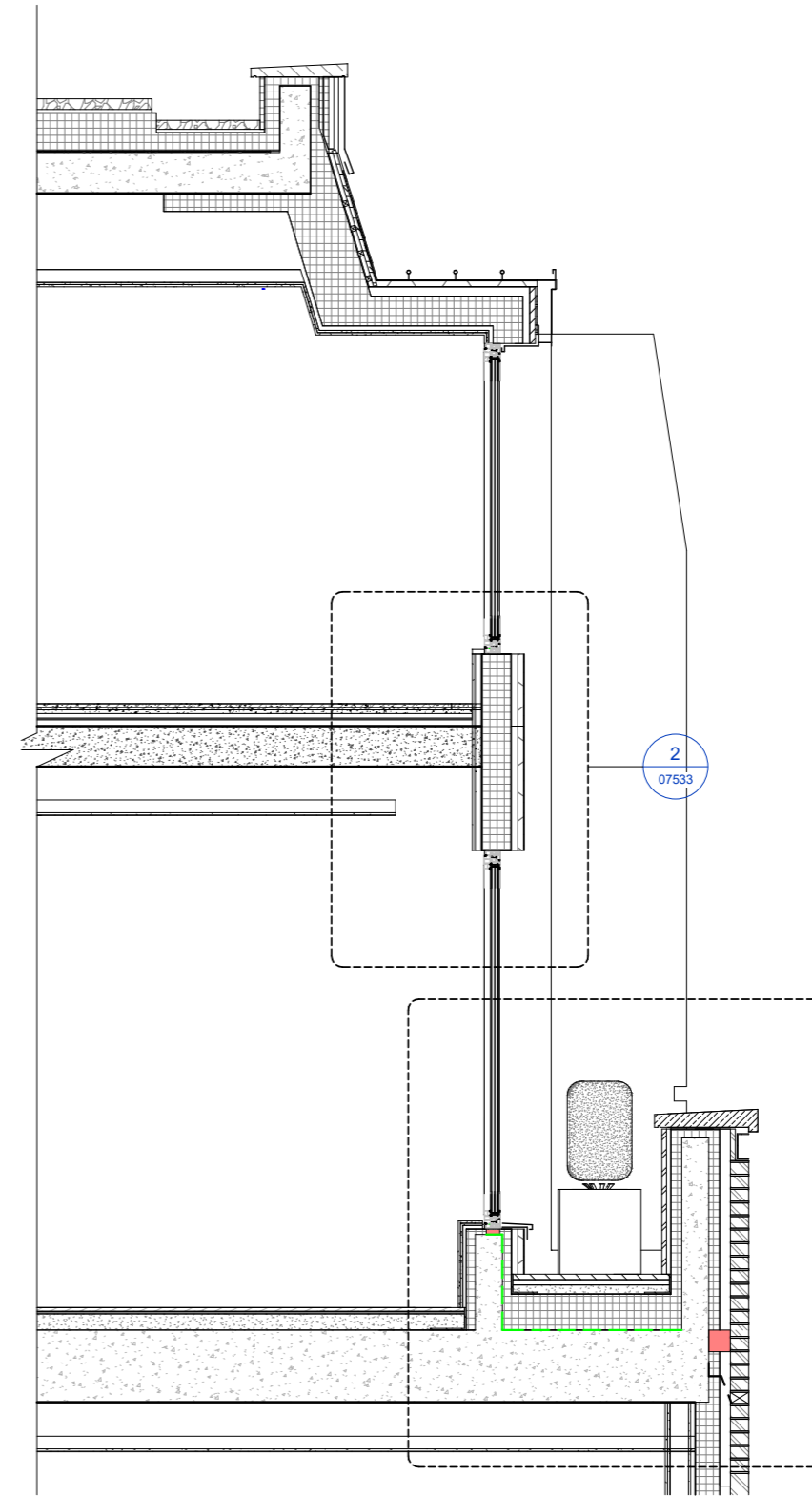
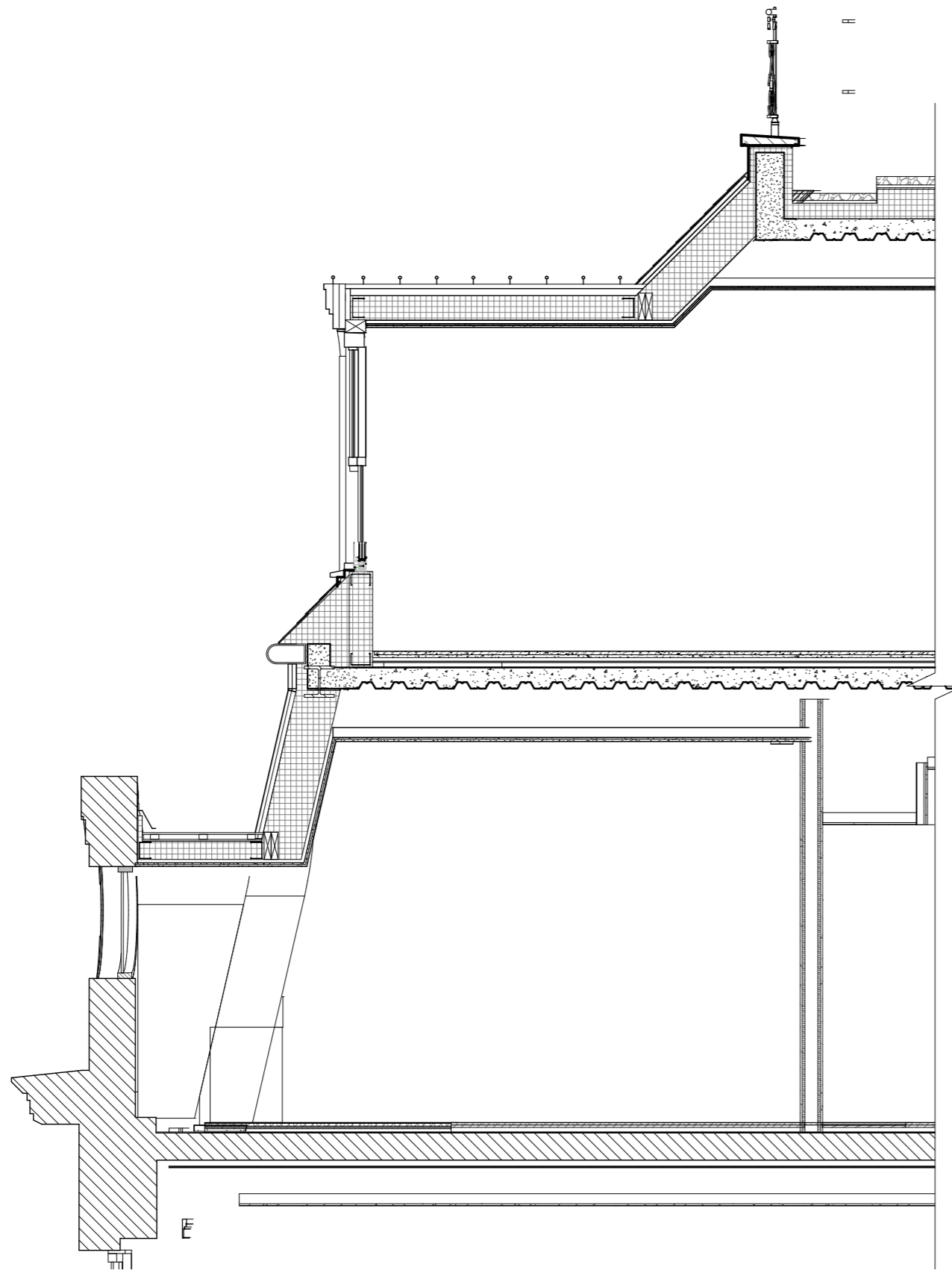
Purpose of Issue  
 PLANNING

Drawing Number	Revision
GGH-AUK-ZZ-07-DR-A-07326	C01

AUK Project Number  
 22127  
© Copyright - Aukett Swanke Ltd 28/09/2023 10:24:32



# ROOF SECTION EE



Notes

C01 28/09/23 FOR PLANNING TS EM  
 Rev Date By Authorised

**Important note**

The information is confidential and the copyright of Aukett Swanke. Aukett Swanke accepts no liability for use of this drawing by parties other than the party for whom it was prepared or for purposes other than that which is stated on the issue sheet. It shall not be disclosed or passed to any other party in any form in whole or part without Aukett Swanke's express permission in writing nor should any other party place reliance upon it. Where data is supplied electronically, it is for convenience only. The original information is the printed or controlled copy which will be supplied on request. All dimensions are in millimetres. No dimensions or other information shall be inferred from the electronic data unless specifically stated on the printed or controlled copy. Where dimensions are not given, drawings must not be scaled and the matter should be referred back to Aukett Swanke. This drawing should be read in conjunction with all other project information, produced by Aukett Swanke and others. In the event of any conflict between the information contained on this drawing and in any other project document, drawings, specifications, schedules etc. the matter must be referred back to Aukett Swanke for clarification. All dimensions and conditions are to be checked on site by the contractor prior to preparing designs, drawings, calculations etc. or commencing any work. The contractor is responsible for checking that there is no conflict between site dimensions and drawn dimensions.

Aukett Swanke Ltd  
 10 Bonhill Street  
 London EC2A 4PE  
 Tel: +44 (0)20 7843 3000  
 Fax: +44 (0)20 7843 3001  
 Email: london@aukettswanke.com  
 Web: www.aukettswanke.com

Client  
 ARDMORE

Project  
 8 EATON LANE

Title  
 ROOF SECTION EE

Date	Drawn	Checked	Authorised
28/09/23	TS	EM	DS

Scale  
 1 : 20@A1

Purpose of Issue  
 PLANNING

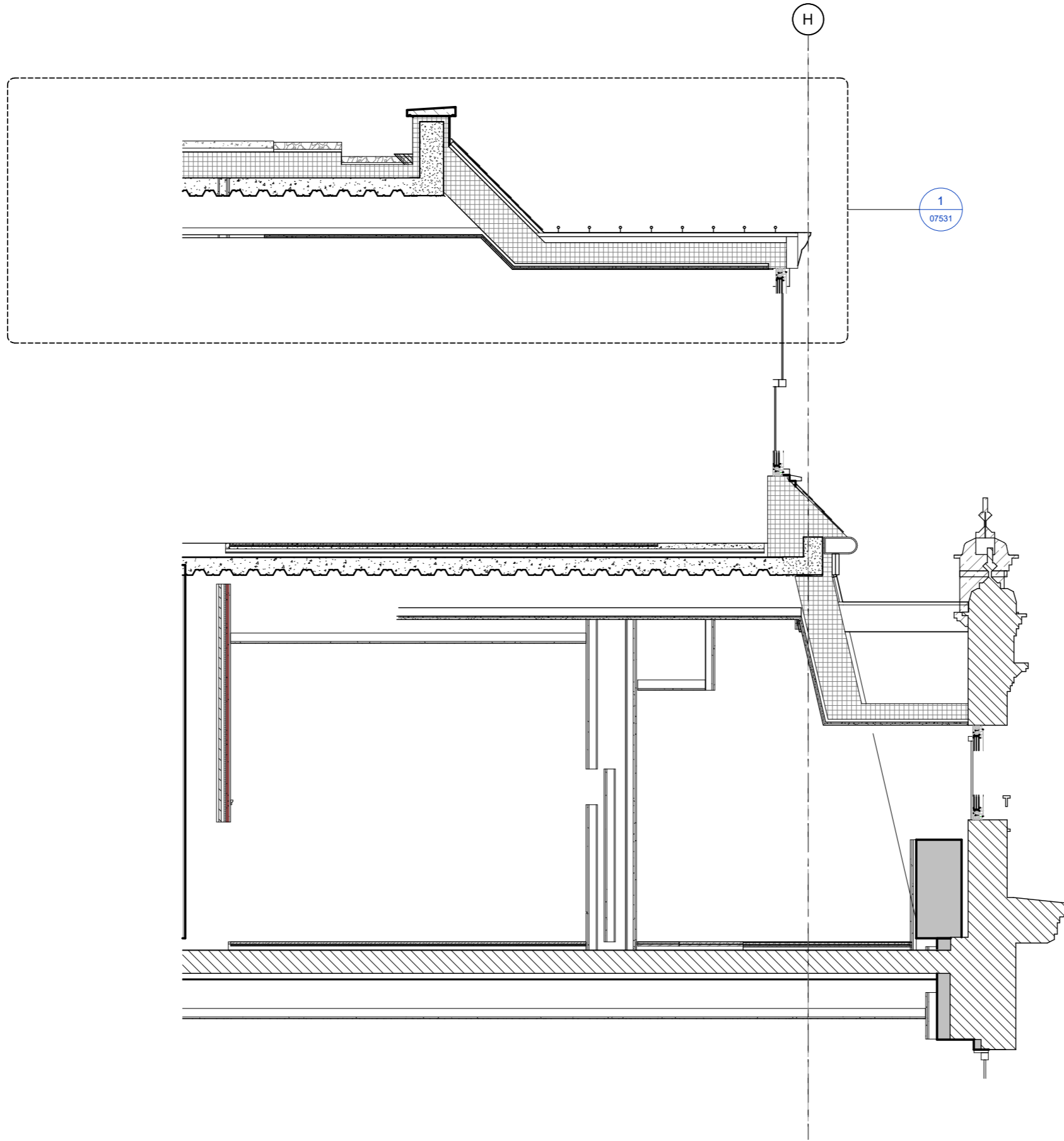
Drawing Number	Revision
GGH-AUK-ZZ-07-DR-A-07327	C01

22127  
 AUK Project Number

© Copyright - Aukett Swanke Ltd 28/09/2023 10:24:44



# ROOF SECTION KK



Notes

C01 28/09/23 FOR PLANNING TS EM  
Rev Date By Authorised

**Important note**

The information is confidential and the copyright of Aukett Swanke. Aukett Swanke accepts no liability for use of this drawing by parties other than the party for whom it was prepared or for purposes other than that which is stated on the issue sheet. It shall not be disclosed or passed to any other party in any form in whole or part without Aukett Swanke's express permission in writing nor should any other party place reliance upon it. Where data is supplied electronically, it is for convenience only. The original information is the printed or controlled copy which will be supplied on request. All dimensions are in millimetres. No dimensions or other information shall be inferred from the electronic data unless specifically stated on the printed or controlled copy. Where dimensions are not given, drawings must not be scaled and the matter should be referred back to Aukett Swanke. This drawing should be read in conjunction with all other project information, produced by Aukett Swanke and others. In the event of any conflict between the information contained on this drawing and in any other project document, drawings, specifications, schedules etc., the matter must be referred back to Aukett Swanke for clarification. All dimensions and conditions are to be checked on site by the contractor prior to preparing designs, drawings, calculations etc. or commencing any work. The contractor is responsible for checking that there is no conflict between site dimensions and drawn dimensions.

Aukett Swanke Ltd  
10 Bonhill Street  
London E2A 4PE  
Tel: +44 (0)20 7843 3000  
Fax: +44 (0)20 7843 3001  
Email: london@aukettswanke.com  
Web: www.aukettswanke.com

Client  
ARDMORE

Project  
8 EATON LANE

Title  
ROOF SECTION FF (formly KK)

Date	Drawn	Checked	Authorised
28/09/23	TS	EM	DS

Scale  
1 : 20@A1

Purpose of Issue  
PLANNING

Drawing Number	Revision
GGH-AUK-ZZ-07-DR-A-07328	C01

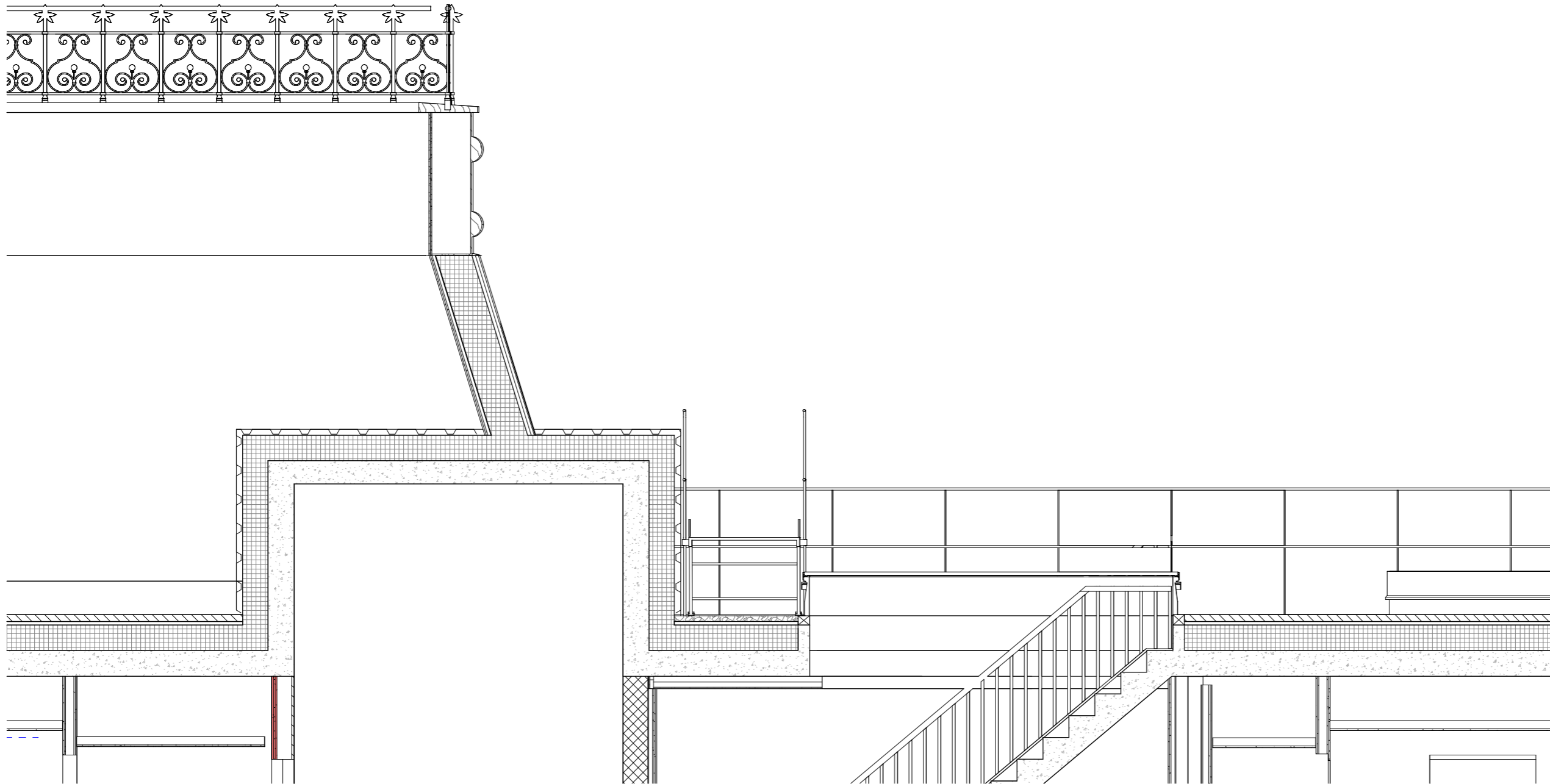
22127  
© Copyright - Aukett Swanke Ltd 28/09/2023 10:23:48





# ROOF SECTION JJ

Notes



C01 28/09/23 FOR PLANNING TS EM  
 Rev Date By Authorised

**Important note**  
 The information is confidential and the copyright of Aukett Swanke. Aukett Swanke accepts no liability for use of this drawing by parties other than the party for whom it was prepared or for purposes other than that which is stated on the issue sheet. It shall not be disclosed or passed to any other party in any form in whole or part without Aukett Swanke's express permission in writing nor should any other party place reliance upon it.  
 Where data is supplied electronically, it is for convenience only. The original information is the printed or controlled copy which will be supplied on request. All dimensions are in millimetres. No dimensions or other information shall be inferred from the electronic data unless specifically stated on the printed or controlled copy. Where dimensions are not given, drawings must not be scaled and the matter should be referred back to Aukett Swanke.  
 This drawing should be read in conjunction with all other project information, produced by Aukett Swanke and others. In the event of any conflict between the information contained on this drawing and in any other project document, drawings, specifications, schedules etc., the matter must be referred back to Aukett Swanke for clarification.  
 All dimensions and conditions are to be checked on site by the contractor prior to preparing designs, drawings, calculations etc. or commencing any work. The contractor is responsible for checking that there is no conflict between site dimensions and drawn dimensions.

Aukett Swanke Ltd  
 10 Bonhill Street  
 London E2 4PE  
 Tel: +44 (0)20 7843 3000  
 Fax: +44 (0)20 7843 3001  
 Email: london@aukettswanke.com  
 Web: www.aukettswanke.com

Client  
 ARDMORE

Project  
 8 EATON LANE

Title  
 ROOF SECTION GG (formerly JJ)

Date	Drawn	Checked	Authorised
28/09/23	TS	EM	DS


Scale  
 1 : 20@A1

Purpose of Issue  
 PLANNING

Drawing Number	Revision
GGH-AUK-ZZ-07-DR-A-07329	C01

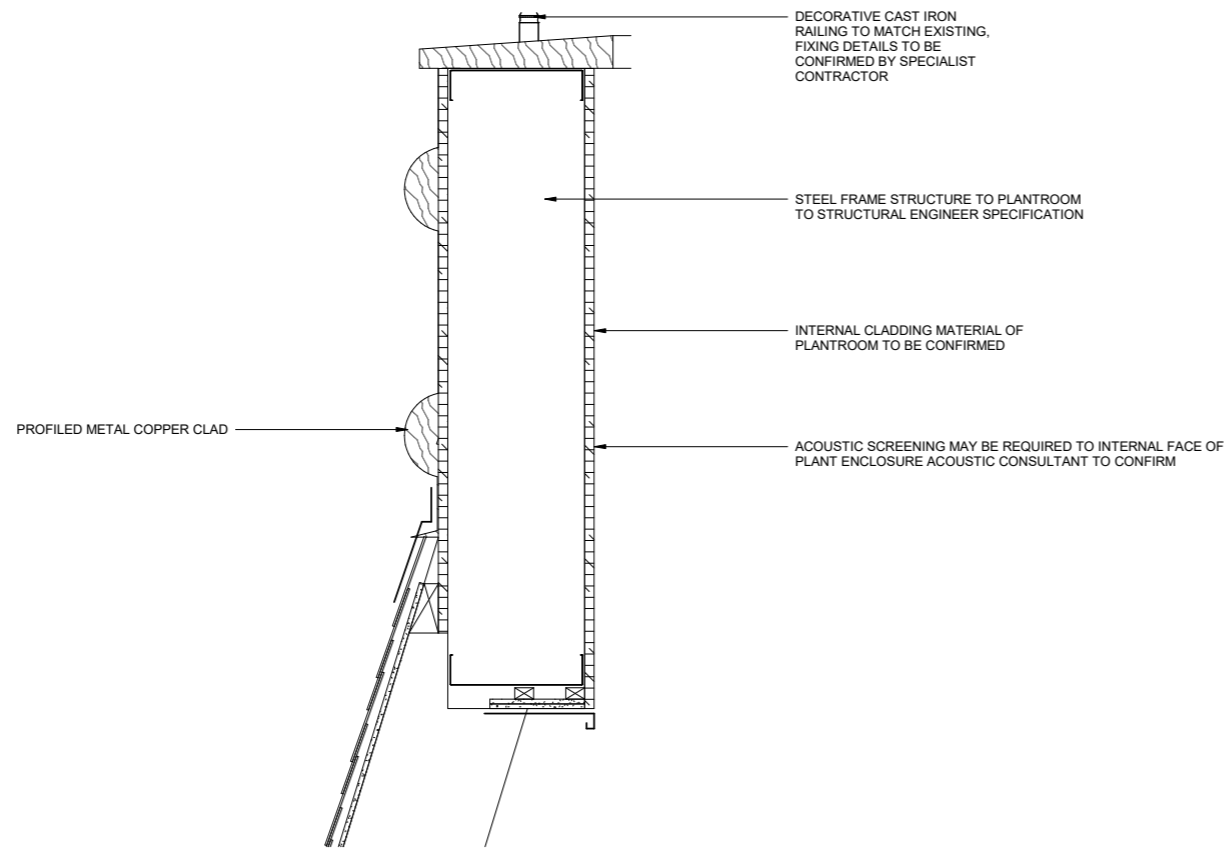
AUK Project Number  
 22127

© Copyright - Aukett Swanke Ltd 28/09/2023 10:57:36

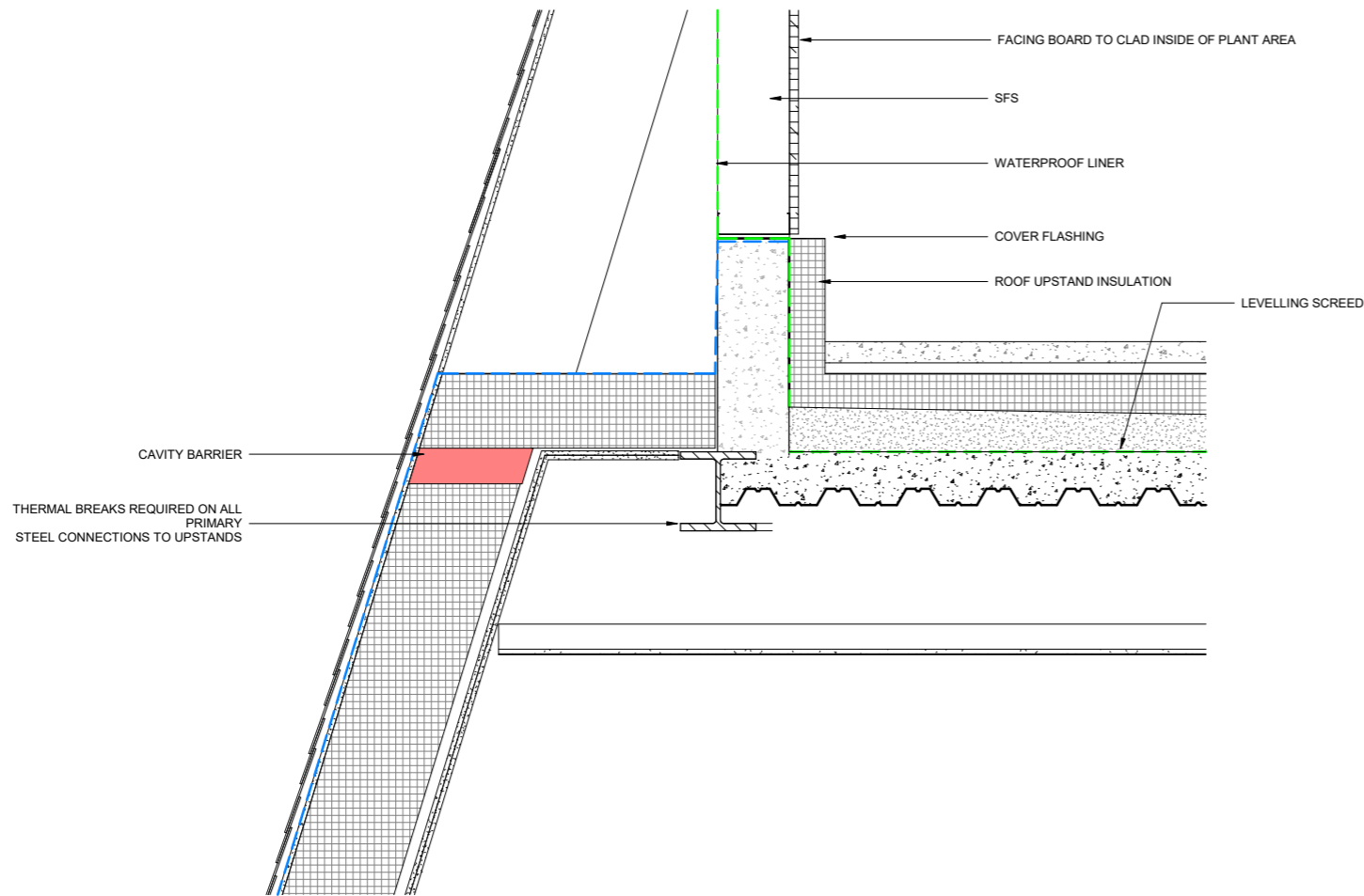


# ROOF DETAILS

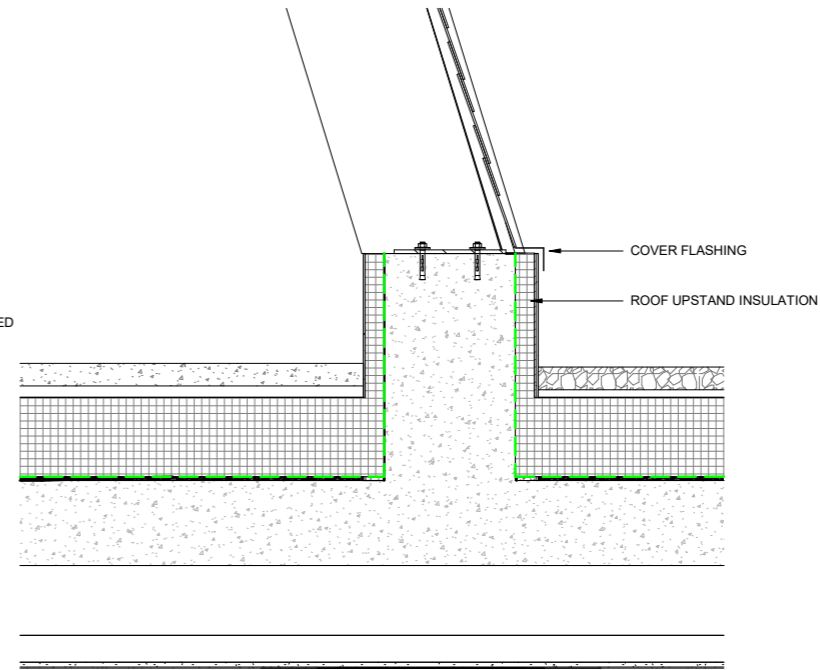
## SHEET 1




1 Top of New Turret  
07528 1:10



2 Piched Roof to Flat Roof Junction  
07528 1:10



3 Piched Roof to Flat Roof Junction 2  
07528 1:10



Notes

C01 28/09/23 FOR PLANNING TS EM  
Rev Date By Authorised

**Important note**  
The information is confidential and the copyright of Aukett Swanke. Aukett Swanke accepts no liability for use of this drawing by parties other than the party for whom it was prepared or for purposes other than that which is stated on the issue sheet. It shall not be disclosed or passed to any other party in any form in whole or part without Aukett Swanke's express permission in writing nor should any other party place reliance upon it. Where data is supplied electronically, it is for convenience only. The original information is the printed or controlled copy which will be supplied on request. All dimensions are in millimetres. No dimensions or other information shall be inferred from the electronic data unless specifically stated on the printed or controlled copy. Where dimensions are not given, drawings must not be scaled and the matter should be referred back to Aukett Swanke. This drawing should be read in conjunction with all other project information, produced by Aukett Swanke and others. In the event of any conflict between the information contained on this drawing and in any other project document, drawings, specifications, schedules etc., the matter must be referred back to Aukett Swanke for clarification. All dimensions and conditions are to be checked on site by the contractor prior to preparing designs, drawings, calculations etc. or commencing any work. The contractor is responsible for checking that there is no conflict between site dimensions and drawn dimensions.

Aukett Swanke Ltd  
10 Bonhill Street  
London EC2A 4PE  
Tel: +44 (0)20 7843 3000  
Fax: +44 (0)20 7843 3001  
Email: london@aukettswanke.com  
Web: www.aukettswanke.com

Client  
ARDMORE

Project  
8 EATON LANE

Title  
ROOF DETAIL - SHEET 01

Date	Drawn	Checked	Authorised
28/09/23	TS	EM	DS

Scale  
1 : 10@A1

Purpose of Issue  
PLANNING

Drawing Number  
GGH-AUK-ZZ-07-DR-A-07528

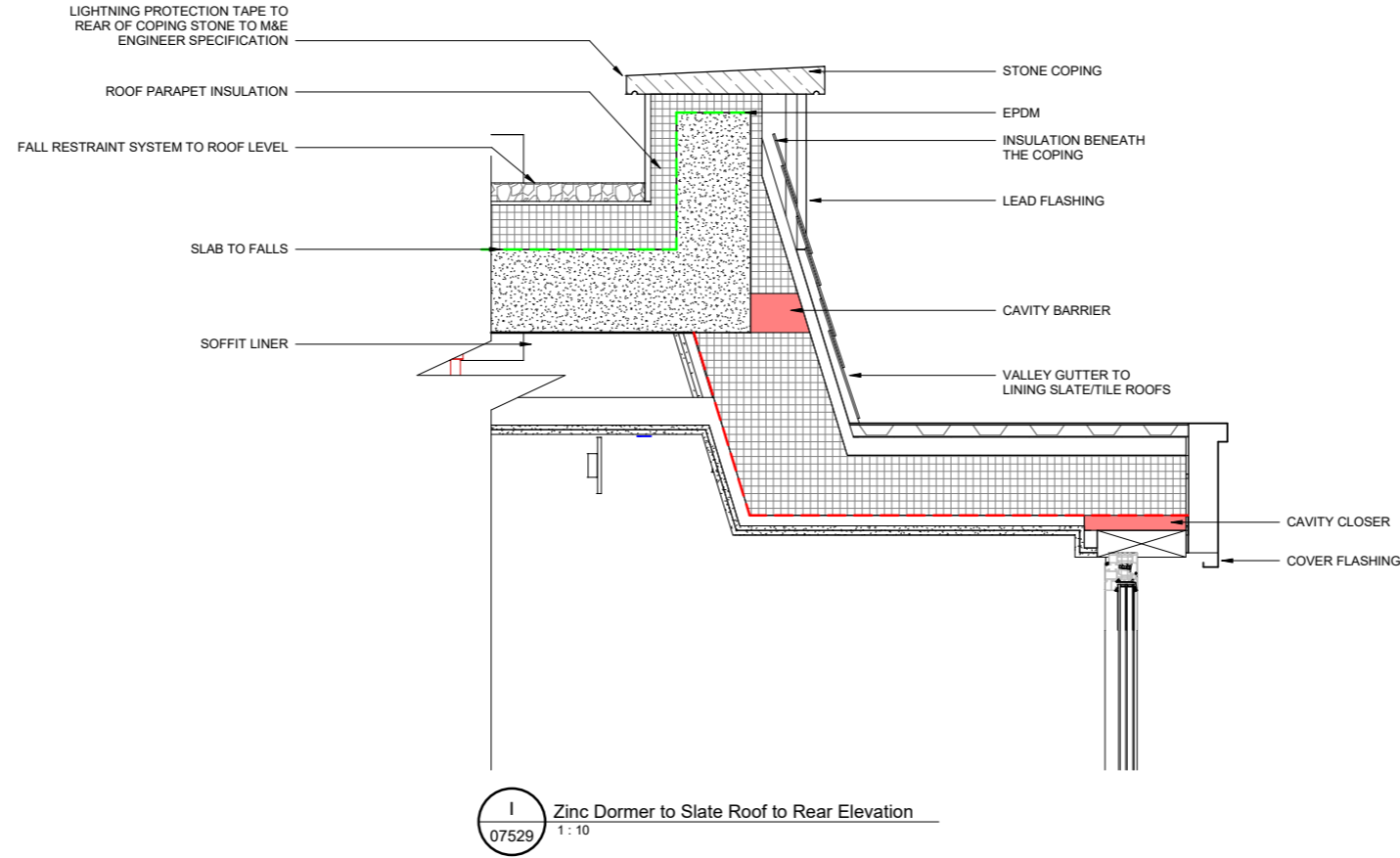
Revision  
C01

AUK Project Number  
22127

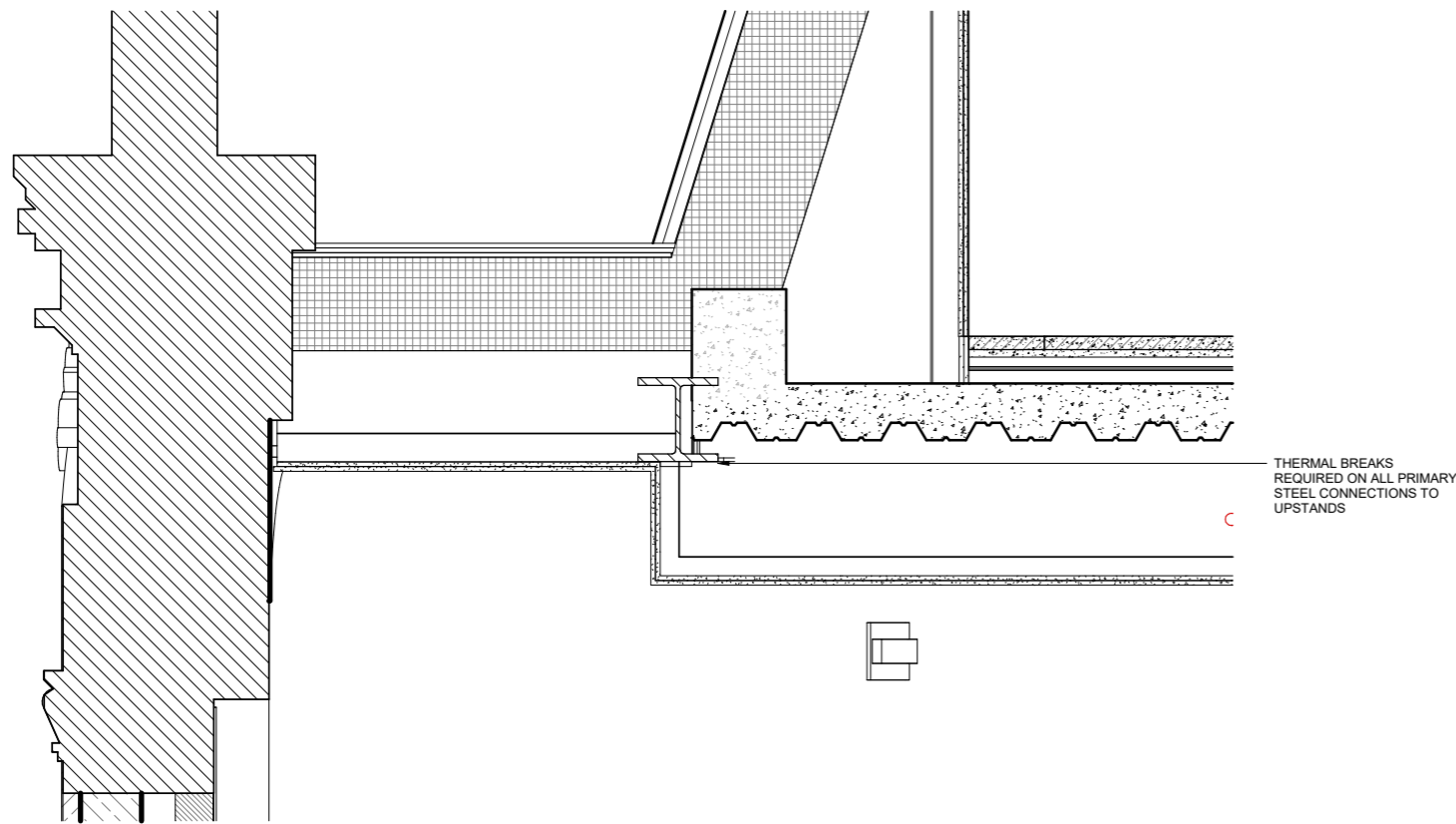
© Copyright - Aukett Swanke Ltd 28/09/2023 10:36:24

# ROOF DETAILS

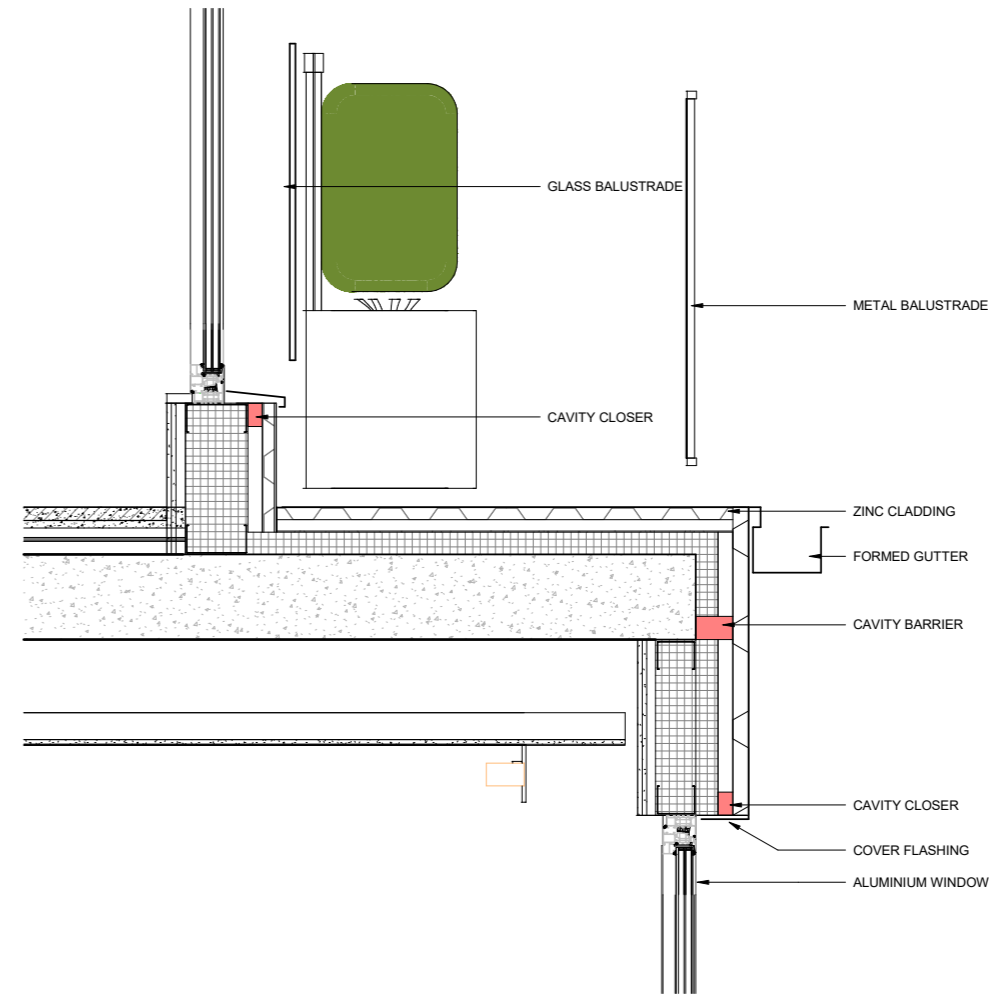

## SHEET 2



**1** Zinc Dormer to Slate Roof to Rear Elevation  
07529 1:10



**3** 5th Floor Zinc Dormer to Slate Roof  
07529 1:10



**2** 6th Floor Balcony Zinc Junction  
07529 1:10

Notes

CO1	28/09/23	FOR PLANNING	TS	EM
CO2	08/11/23	FOR PLANNING	TS	EM
Rev	Date		By	Authorised

**Important note**  
This information is confidential and the copyright of Aukett Swanke. Aukett Swanke accepts no liability for use of this drawing by parties other than the party for whom it was prepared or for purposes other than that which is stated on the issue sheet. It shall not be disclosed or passed to any other party in any form in whole or part without Aukett Swanke's express permission in writing nor should any other party place reliance upon it. Where data is supplied electronically, it is for convenience only. The original information is the printed or controlled copy which will be supplied on request. All dimensions are in millimetres. No dimensions or other information shall be inferred from the electronic data unless specifically stated on the printed or controlled copy. Where dimensions are not given, drawings must not be scaled and the matter should be referred back to Aukett Swanke. This drawing should be read in conjunction with all other project information, produced by Aukett Swanke and others. In the event of any conflict between the information contained on this drawing and in any other project document, drawings, specifications, schedules etc., the matter must be referred back to Aukett Swanke for clarification. All dimensions and conditions are to be checked on site by the contractor prior to preparing designs, drawings, calculations etc. or commencing any work. The contractor is responsible for checking that there is no conflict between site dimensions and drawn dimensions.

Aukett Swanke Ltd  
10 Bonhill Street  
London EC2A 4PE  
Tel: +44 (0)20 7843 3000  
Fax: +44 (0)20 7843 3001  
Email: london@aukettswanke.com  
Web: www.aukettswanke.com

Client  
**ARDMORE**

Project  
**8 EATON LANE**

Title  
**ROOF DETAIL - SHEET 02**

Date	Drawn	Checked	Authorised
08/11/23	TS	EM	DS

Scale  
**1 : 10@A1**

Purpose of Issue  
**PLANNING**

Drawing Number  
**GGH-AUK-ZZ-07-DR-A-07529**

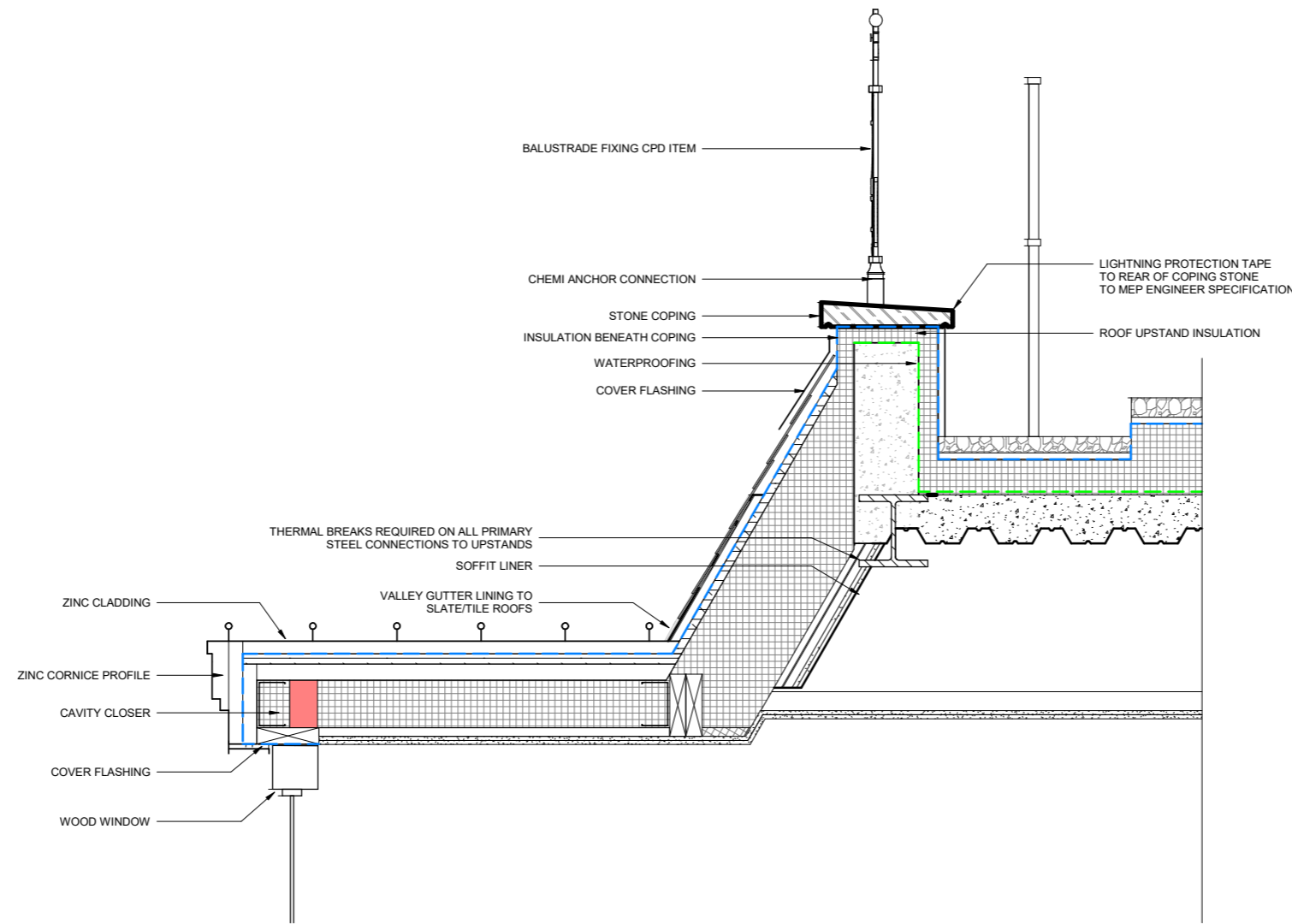
Revision  
**C02**

AUK Project Number  
**22127**

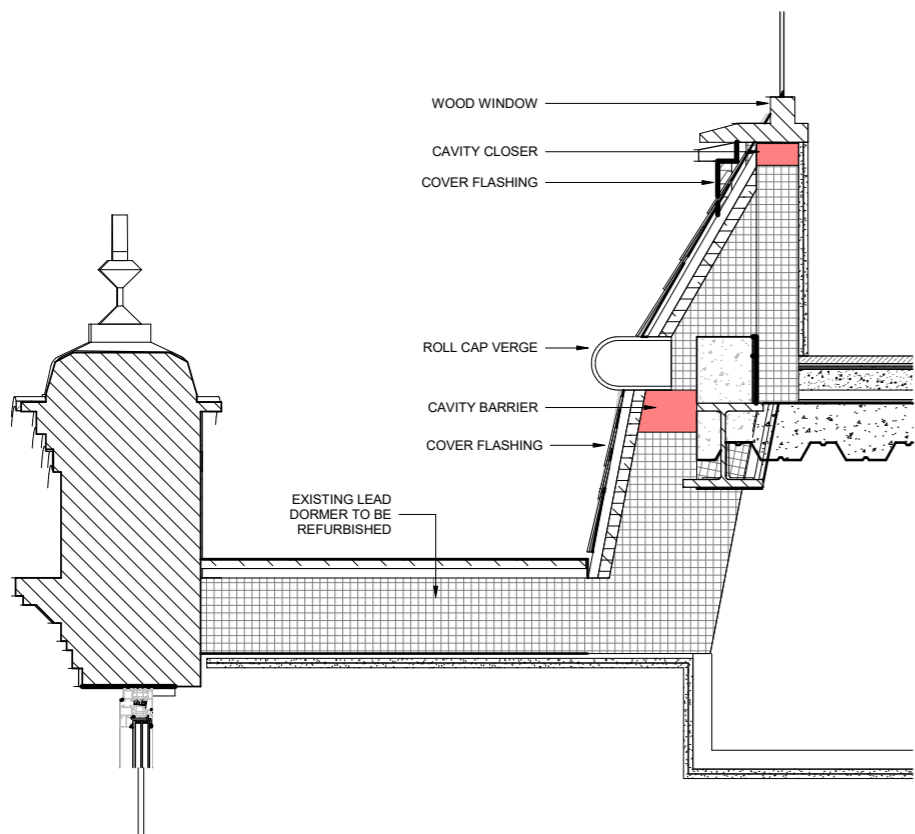
# ROOF DETAILS

## SHEET 3

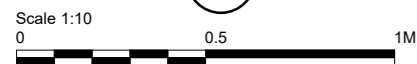
Notes



**2** Zinc Dormer to Slate Roof - Front and Side Elevations  
07530 1:10



**1** 5th to 6th Floor Junction - Front & Side Elevations  
07530 1:10



CO1	28/09/23	FOR PLANNING	TS	EM
CO2	08/11/23	FOR PLANNING	TS	EM
Rev	Date	By	Authorised	

**Important note**

The information is confidential and the copyright of Aukett Swanke. Aukett Swanke accepts no liability for use of this drawing by parties other than the party for whom it was prepared or for purposes other than that which is stated on the issue sheet. It shall not be disclosed or passed to any other party in any form in whole or part without Aukett Swanke's express permission in writing nor should any other party place reliance upon it. Where data is supplied electronically, it is for convenience only. The original information is the printed or controlled copy which will be supplied on request. All dimensions are in millimetres. No dimensions or other information shall be inferred from the electronic data unless specifically stated on the printed or controlled copy. Where dimensions are not given, drawings must not be scaled and the matter should be referred back to Aukett Swanke. This drawing should be read in conjunction with all other project information, produced by Aukett Swanke and others. In the event of any conflict between the information contained on this drawing and in any other project document, drawings, specifications, schedules etc., the matter must be referred back to Aukett Swanke for clarification. All dimensions and conditions are to be checked on site by the contractor prior to preparing designs, drawings, calculations etc. or commencing any work. The contractor is responsible for checking that there is no conflict between site dimensions and drawn dimensions.

Aukett Swanke Ltd  
10 Bonhill Street  
London EC2A 4PE  
Tel: +44 (0)20 7843 3000  
Fax: +44 (0)20 7843 3001  
Email: london@aukettswanke.com  
Web: www.aukettswanke.com

Client  
**ARDMORE**

Project  
**8 EATON LANE**

Title  
**ROOF DETAIL - SHEET 03**

Date	Drawn	Checked	Authorised
08/11/23	TS	EM	DS

Scale  
**1 : 10@A1**

Purpose of Issue  
**PLANNING**

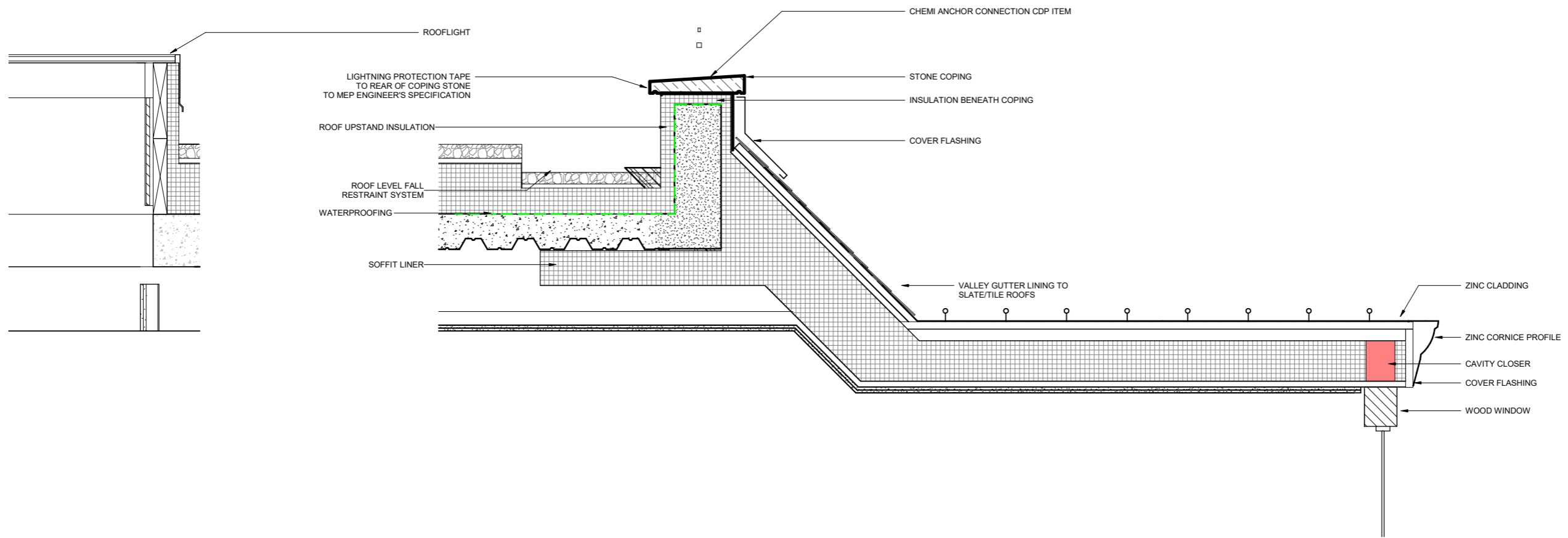
Drawing Number	Revision
<b>GGH-AUK-ZZ-07-DR-A-07530</b>	<b>C02</b>

**22127**  
© Copyright - Aukett Swanke Ltd 08/11/2023 13:22:36

# ROOF DETAILS

## SHEET 4

Notes



C01	28/09/23	FOR PLANNING	TS	EM
C02	08/11/23	FOR PLANNING	TS	EM
Rev	Date	By	Authorised	

**Important note**  
 This information is confidential and the copyright of Aukett Swanke. Aukett Swanke accepts no liability for use of this drawing by parties other than the party for whom it was prepared or for purposes other than that which is stated on the issue sheet. It shall not be disclosed or passed to any other party in any form in whole or part without Aukett Swanke's express permission in writing nor should any other party place reliance upon it.  
 Where data is supplied electronically, it is for convenience only. The original information is the printed or controlled copy which will be supplied on request. All dimensions are in millimetres. No dimensions or other information shall be inferred from the electronic data unless specifically stated on the printed or controlled copy. Where dimensions are not given, drawings must not be scaled and the matter should be referred back to Aukett Swanke.  
 This drawing should be read in conjunction with all other project information, produced by Aukett Swanke and others. In the event of any conflict between the information contained on this drawing and in any other project document, drawings, specifications, schedules etc., the matter must be referred back to Aukett Swanke for clarification.  
 All dimensions and conditions are to be checked on site by the contractor prior to preparing designs, drawings, calculations etc. or commencing any work. The contractor is responsible for checking that there is no conflict between site dimensions and drawn dimensions.

Aukett Swanke Ltd  
 10 Bonhill Street  
 London E2A 4PE  
 Tel: +44 (0)20 7843 3000  
 Fax: +44 (0)20 7843 3001  
 Email: london@aukettswanke.com  
 Web: www.aukettswanke.com

Client  
**ARDMORE**

Project  
**8 EATON LANE**

Title  
**ROOF DETAIL - SHEET 04**

Date	Drawn	Checked	Authorised
08/11/23	TS	EM	DS


Scale  
**1 : 10@A1**

Purpose of Issue  
**PLANNING**

Drawing Number  
**GGH-AUK-ZZ-07-DR-A-07531**

Revision  
**C02**

AUK Project Number  
**22127**



C:\Users\swanke\Documents\GGH-AUK-ZZ-07-DR-A-07531\_Proposed\_Terrace\_Swinging\_Mech.dwg

# ROOF DETAILS

## SHEET 5

DECORATIVE CAST IRON FINIAL  
TO MATCH EXISTING. FIXING DETAILS TO  
BE CONFIRMED BY SPECIALIST CONTRACTOR

TOP OF TURRET TO BE RETAINED  
COPPER TO BE REFURBISHED  
WHERE NECESSARY

EXISTING ROOF TIMBERS RETAINED  
WHERE POSSIBLE. WHERE TIMBERS  
CANNOT BE RETAINED ALL NEW TIMBER  
TO BE PROFILED TO MATCH EXISTING


LEAD FLASHING

BREATHER MEMBRANE

VAPOUR CONTROL LAYER

EXISTING ROOF TIMBERS RETAINED  
WHERE POSSIBLE

**1** Top of Retained Turret  
07532 1:10



BREATHER MEMBRANE

EXISTING LEAD DORMER  
TO BE REFURBISHED

VAPOUR CONTROL LAYER

LEAD FLASHING

EXISTING TIMBERS RETAINED  
WHERE POSSIBLE

**2** Retained Oeil-de-boeuf Window  
07532 1:10

Notes

C01 28/09/23 FOR PLANNING TS EM  
Rev Date By Authorised

**Important note**  
This information is confidential and the copyright of Aukett Swanke. Aukett Swanke accepts no liability for use of this drawing by parties other than the party for whom it was prepared or for purposes other than that which is stated on the issue sheet. It shall not be disclosed or passed to any other party in any form in whole or part without Aukett Swanke's express permission in writing nor should any other party place reliance upon it.  
Where data is supplied electronically, it is for convenience only. The original information is the printed or controlled copy which will be supplied on request. All dimensions are in millimetres. No dimensions or other information shall be inferred from the electronic data unless specifically stated on the printed or controlled copy. Where dimensions are not given, drawings must not be scaled and the matter should be referred back to Aukett Swanke.  
This drawing should be read in conjunction with all other project information, produced by Aukett Swanke and others. In the event of any conflict between the information contained on this drawing and in any other project document, drawings, specifications, schedules etc., the matter must be referred back to Aukett Swanke for clarification.  
All dimensions and conditions are to be checked on site by the contractor prior to preparing designs, drawings, calculations etc. or commencing any work. The contractor is responsible for checking that there is no conflict between site dimensions and drawn dimensions.

Aukett Swanke Ltd  
10 Bonhill Street  
London EC2A 4PE  
Tel: +44 (0)20 7843 3000  
Fax: +44 (0)20 7843 3001  
Email: london@aukettswanke.com  
Web: www.aukettswanke.com

Client  
ARDMORE

Project  
8 EATON LANE

Title  
ROOF DETAIL - SHEET 05

Date	Drawn	Checked	Authorised
28/09/23	TS	EM	DS

Scale  
1 : 10@A1

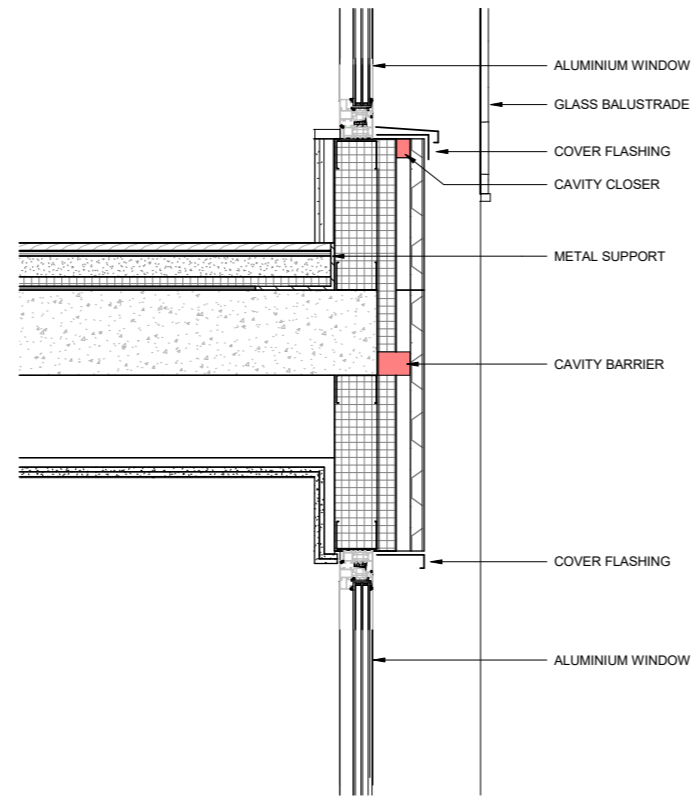
Purpose of Issue  
PLANNING

Drawing Number	Revision
GGH-AUK-ZZ-07-DR-A-07532	C01

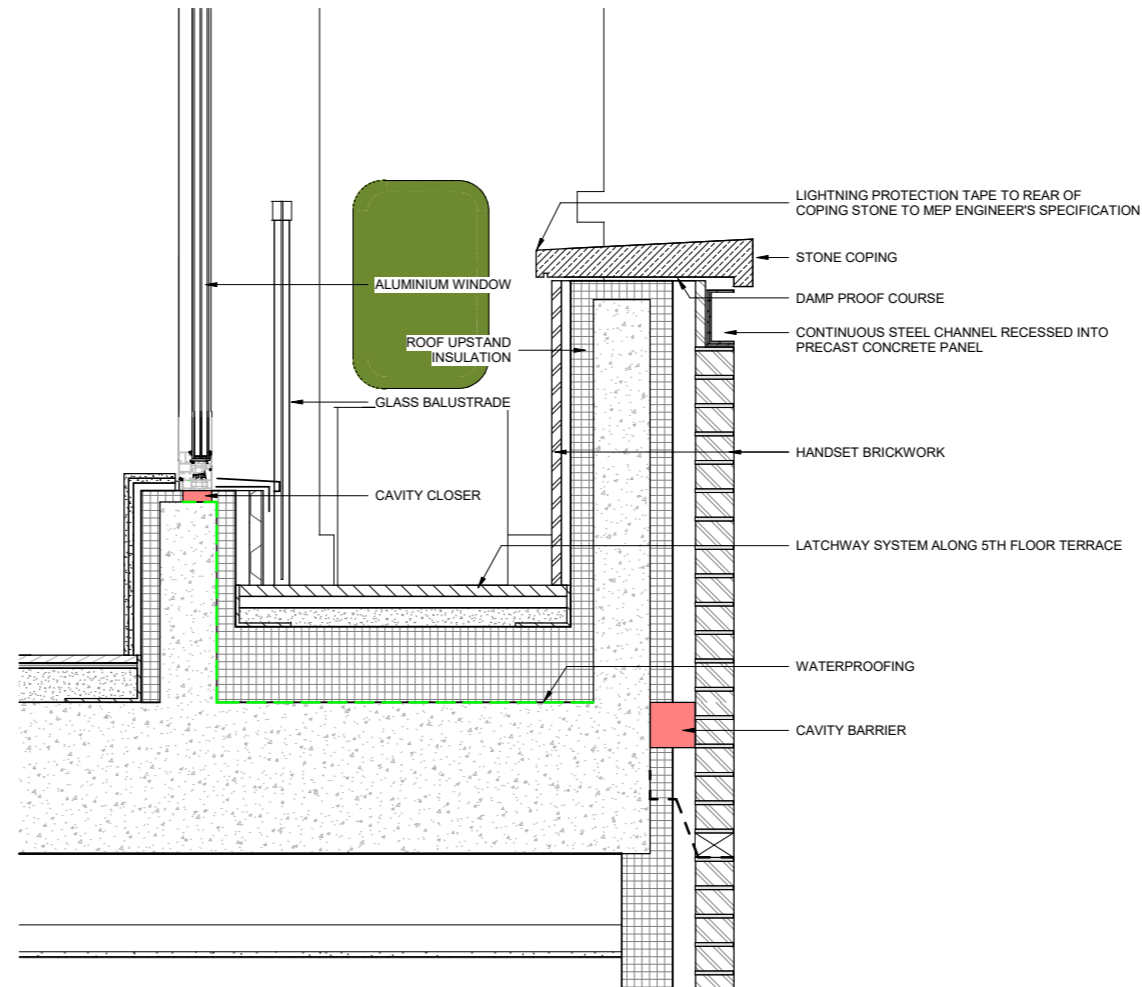
22127  
© Copyright - Aukett Swanke Ltd 28/09/2023 09:23:43

# ROOF DETAILS

## SHEET 6



**2** 6th Floor Juliet Balcony Slab Junction  
07533 1:10



**3** 5th Floor Terrace Detail  
07533 1:10

Notes

C01	28/09/23	FOR PLANNING	TS	EM
C02	08/11/23	FOR PLANNING	TS	EM
Rev	Date	By	Authorised	

**Important note**  
This information is confidential and the copyright of Aukett Swanke. Aukett Swanke accepts no liability for use of this drawing by parties other than the party for whom it was prepared or for purposes other than that which is stated on the issue sheet. It shall not be disclosed or passed to any other party in any form in whole or part without Aukett Swanke's express permission in writing nor should any other party place reliance upon it. Where data is supplied electronically, it is for convenience only. The original information is the printed or controlled copy which will be supplied on request. All dimensions are in millimetres. No dimensions or other information shall be inferred from the electronic data unless specifically stated on the printed or controlled copy. Where dimensions are not given, drawings must not be scaled and the matter should be referred back to Aukett Swanke. This drawing should be read in conjunction with all other project information, produced by Aukett Swanke and others. In the event of any conflict between the information contained on this drawing and in any other project document, drawings, specifications, schedules etc., the matter must be referred back to Aukett Swanke for clarification. All dimensions and conditions are to be checked on site by the contractor prior to preparing designs, drawings, calculations etc. or commencing any work. The contractor is responsible for checking that there is no conflict between site dimensions and drawn dimensions.

Aukett Swanke Ltd  
10 Bonhill Street  
London EC2A 4PE  
Tel: +44 (0)20 7843 3000  
Fax: +44 (0)20 7843 3001  
Email: london@aukettswanke.com  
Web: www.aukettswanke.com

Client  
**ARDMORE**

Project  
**8 EATON LANE**


Title  
**ROOF DETAIL - SHEET 06**

Date	Drawn	Checked	Authorised
08/11/23	TS	EM	DS

Scale  
**1 : 10@A1**

Purpose of Issue  
**PLANNING**

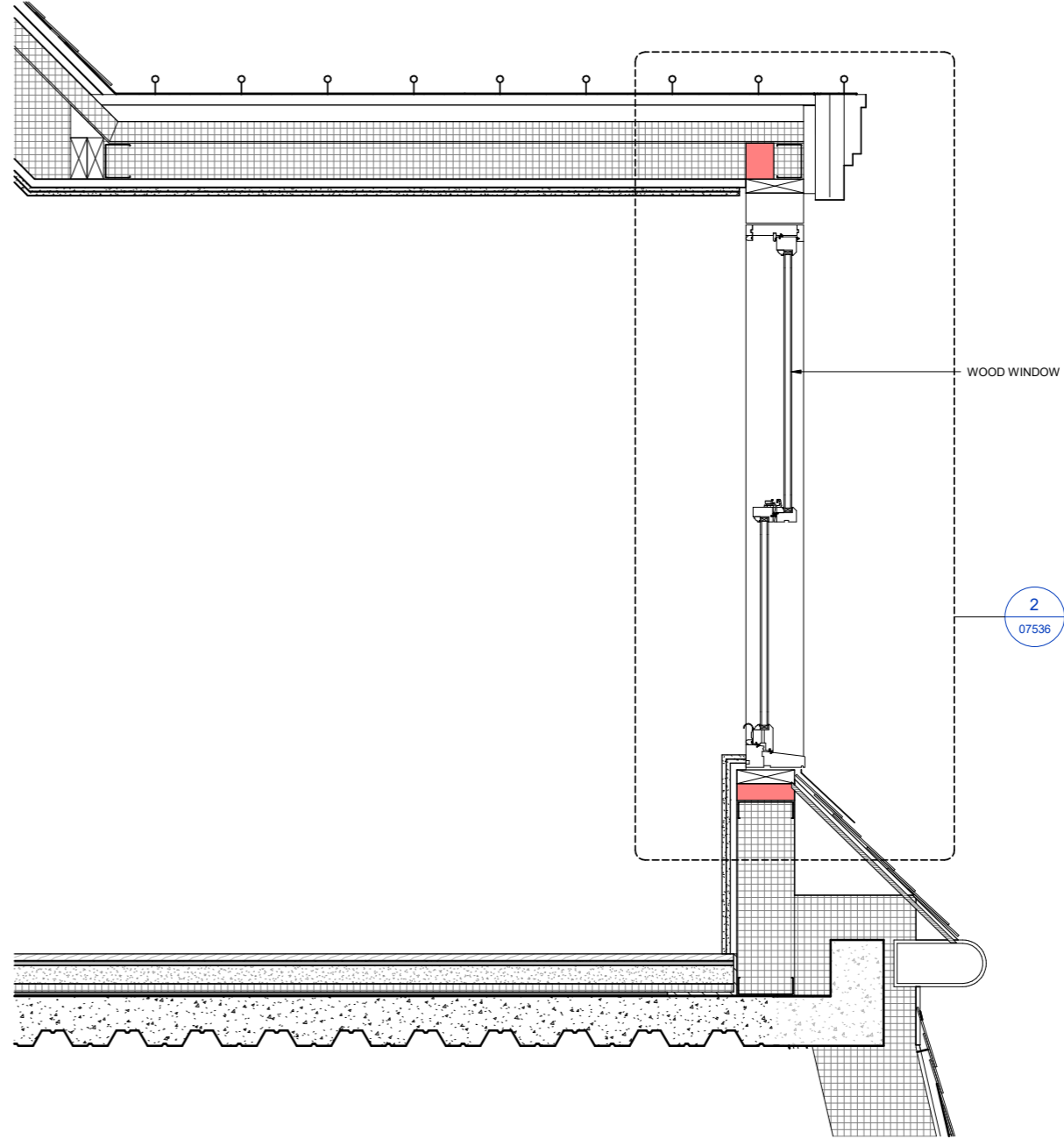
Drawing Number	Revision
GGH-AUK-ZZ-07-DR-A-07533	C02
AUK Project Number	
22127	



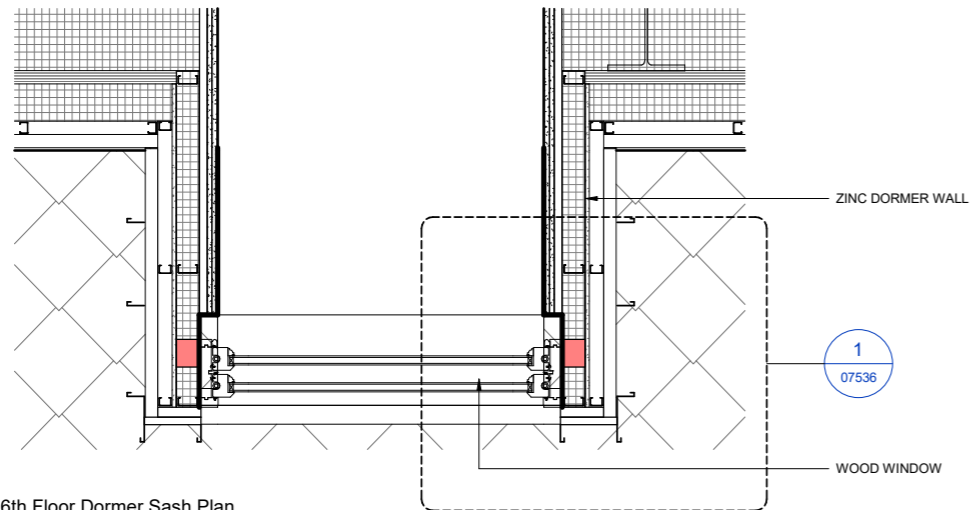
# 6TH FLOOR ZINC DOORMER SASH WINDOW




1 6th Floor Dormer Sash Window Elevation  
07534 1 : 10



2 6th Floor Dormer Sash Window Section  
07534 1 : 10



3 6th Floor Dormer Sash Plan  
07534 1 : 10



Notes

C01 28/09/23 FOR PLANNING TS EM  
Rev Date By Authorised

**Important note**

The information is confidential and the copyright of Aukett Swanke. Aukett Swanke accepts no liability for use of this drawing by parties other than the party for whom it was prepared or for purposes other than that which is stated on the issue sheet. It shall not be disclosed or passed to any other party in any form in whole or part without Aukett Swanke's express permission in writing nor should any other party place reliance upon it. Where data is supplied electronically, it is for convenience only. The original information is the printed or controlled copy which will be supplied on request. All dimensions are in millimetres. No dimensions or other information shall be inferred from the electronic data unless specifically stated on the printed or controlled copy. Where dimensions are not given, drawings must not be scaled and the matter should be referred back to Aukett Swanke. This drawing should be read in conjunction with all other project information, produced by Aukett Swanke and others. In the event of any conflict between the information contained on this drawing and in any other project document, drawings, specifications, schedules etc., the matter must be referred back to Aukett Swanke for clarification. All dimensions and conditions are to be checked on site by the contractor prior to preparing designs, drawings, calculations etc. or commencing any work. The contractor is responsible for checking that there is no conflict between site dimensions and drawn dimensions.

Aukett Swanke Ltd  
10 Bonhill Street  
London EC2A 4PE  
Tel: +44 (0)20 7843 3000  
Fax: +44 (0)20 7843 3001  
Email: london@aukettswanke.com  
Web: www.aukettswanke.com

Client  
ARDMORE

Project  
8 EATON LANE

Title  
ZINC DOORMER ROOF SASH WINDOW

Date	Drawn	Checked	Authorised
28/09/23	TS	EM	DS

Scale  
1 : 10@A1

Purpose of Issue  
PLANNING


Drawing Number  
GGH-AUK-ZZ-DR-A-07534

Revision  
C01

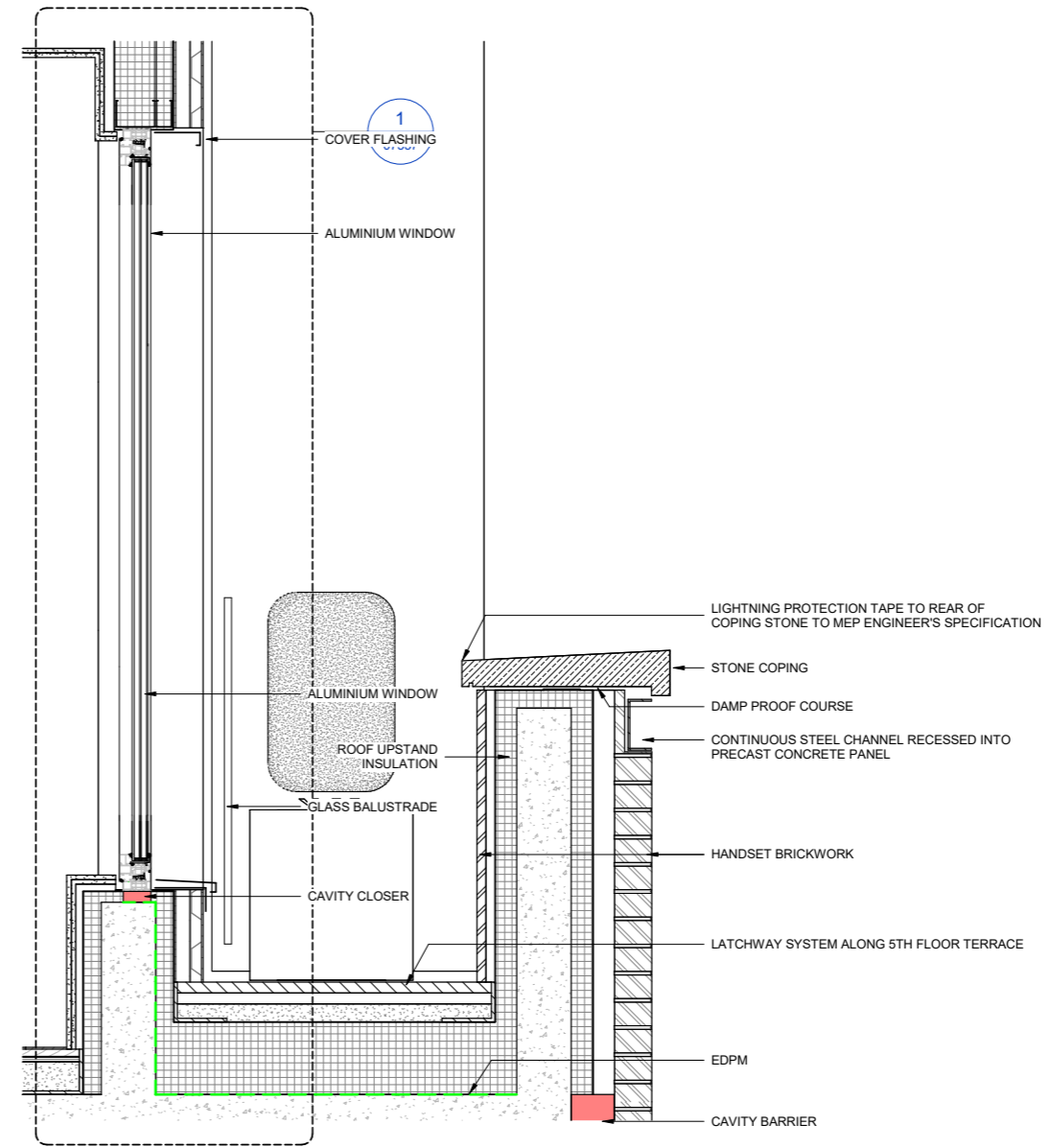
AUK Project Number  
22127



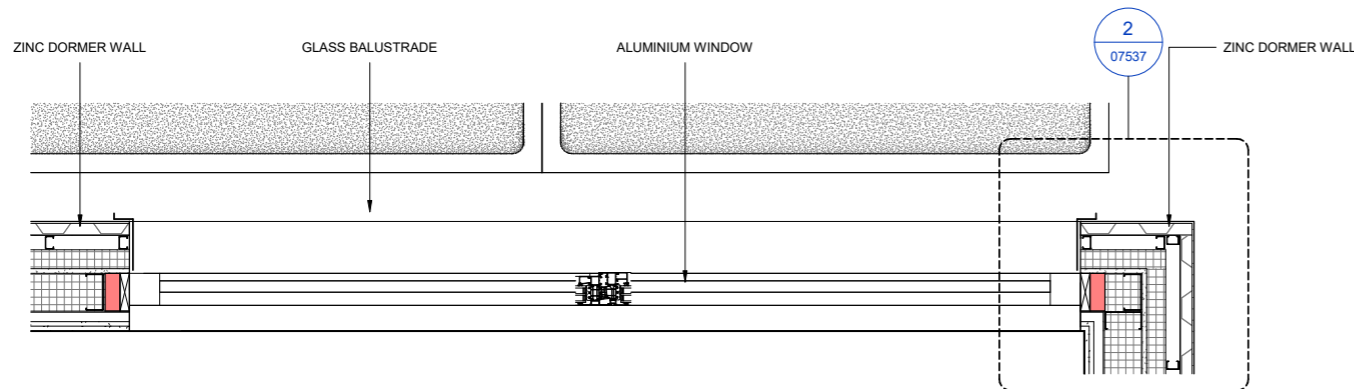
# 5TH FLOOR EATON LANE ZINC DORMER



1 5th Floor Window Elevation  
07535 1:10



2 5th Floor Window Section  
07535 1:10



3 5th Floor Window Plan  
07535 1:10



Notes

C01 28/09/23 FOR PLANNING TS EM  
Rev Date By Authorised

Important note

The information is confidential and the copyright of Aukett Swanke. Aukett Swanke accepts no liability for use of this drawing by parties other than the party for whom it was prepared or for purposes other than that which is stated on the issue sheet. It shall not be disclosed or passed to any other party in any form in whole or part without Aukett Swanke's express permission in writing nor should any other party place reliance upon it. Where data is supplied electronically, it is for convenience only. The original information is the printed or controlled copy which will be supplied on request. All dimensions are in millimetres. No dimensions or other information shall be inferred from the electronic data unless specifically stated on the printed or controlled copy. Where dimensions are not given, drawings must not be scaled and the matter should be referred back to Aukett Swanke. This drawing should be read in conjunction with all other project information, produced by Aukett Swanke and others. In the event of any conflict between the information contained on this drawing and in any other project document, drawings, specifications, schedules etc., the matter must be referred back to Aukett Swanke for clarification. All dimensions and conditions are to be checked on site by the contractor prior to preparing designs, drawings, calculations etc. or commencing any work. The contractor is responsible for checking that there is no conflict between site dimensions and drawn dimensions.

Aukett Swanke Ltd  
10 Bonhill Street  
London EC2A 4PE  
Tel: +44 (0)20 7843 3000  
Fax: +44 (0)20 7843 3001  
Email: london@aukettswanke.com  
Web: www.aukettswanke.com

Client  
ARDMORE

Project  
8 EATON LANE

Title  
EATON LANE 5TH FLOOR DORMER  
ZINC ROOF DETAIL

Date Drawn Checked Authorised  
28/09/23 TS EM DS

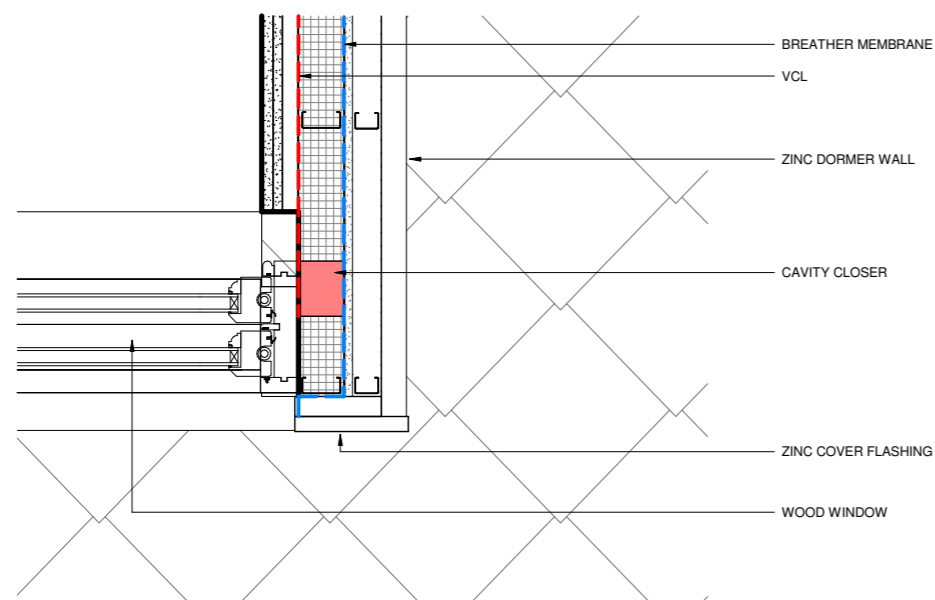
Scale  
1:10@A1

Purpose of Issue  
PLANNING

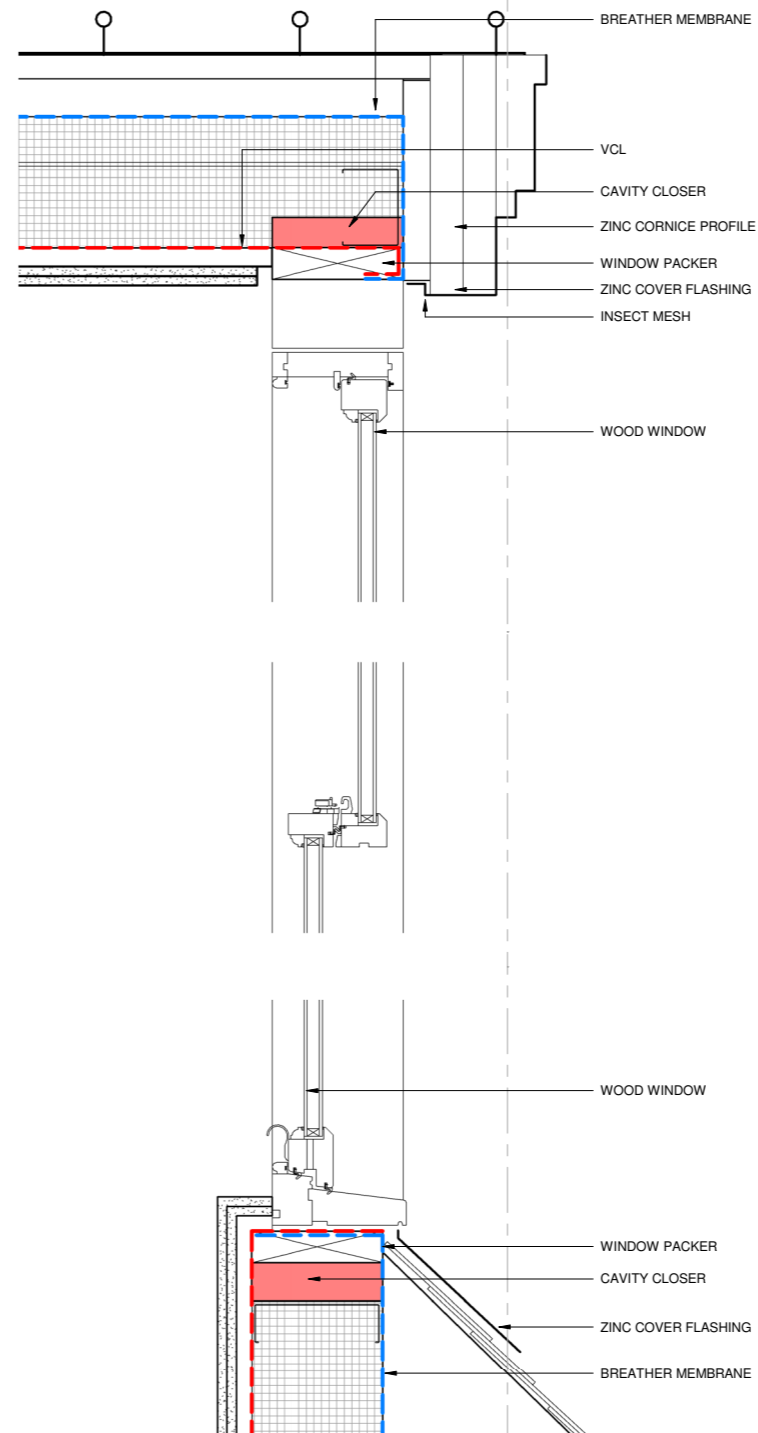
Drawing Number Revision  
GGH-AUK-ZZ-05-DR-A-07535 C01

AUK Project Number  
22127

# 6TH FLOOR ZINC DORMER SASH WINDOW HEAD/JAMB/SILL DETAILS



1 6th Floor Dormer Sash Window Jamb Detail  
07536 1:5



2 6th Floor Dormer Sash Window Head/Sill Detail  
07536 1:5

Notes

C01	28/09/23	FOR PLANNING	TS	EM
C02	08/11/23	FOR PLANNING	TS	EM
Rev	Date	By	Authorised	

**Important note**  
The information is confidential and the copyright of Aukett Swanke. Aukett Swanke accepts no liability for use of this drawing by parties other than the party for whom it was prepared or for purposes other than that which is stated on the issue sheet. It shall not be disclosed or passed to any other party in any form in whole or part without Aukett Swanke's express permission in writing nor should any other party place reliance upon it.  
Where data is supplied electronically, it is for convenience only. The original information is the printed or controlled copy which will be supplied on request. All dimensions are in millimetres. No dimensions or other information shall be inferred from the electronic data unless specifically stated on the printed or controlled copy. Where dimensions are not given, drawings must not be scaled and the matter should be referred back to Aukett Swanke.  
This drawing should be read in conjunction with all other project information, produced by Aukett Swanke and others. In the event of any conflict between the information contained on this drawing and in any other project document, drawings, specifications, schedules etc., the matter must be referred back to Aukett Swanke for clarification.  
All dimensions and conditions are to be checked on site by the contractor prior to preparing designs, drawings, calculations etc. or commencing any work. The contractor is responsible for checking that there is no conflict between site dimensions and drawn dimensions.

Aukett Swanke Ltd  
10 Bonhill Street  
London E2 4PE  
Tel: +44 (0)20 7843 3000  
Fax: +44 (0)20 7843 3001  
Email: london@aukettswanke.com  
Web: www.aukettswanke.com

Client  
ARDMORE

Project  
8 EATON LANE

Title  
6TH FLOOR SASH WINDOW  
HEAD/JAMB/ SILL DETAIL

Date	Drawn	Checked	Authorised
08/11/23	TS	EM	DS

Scale  
1 : 5@A1


Purpose of Issue  
PLANNING

Drawing Number  
GGH-AUK-ZZ-06-DR-A-07536

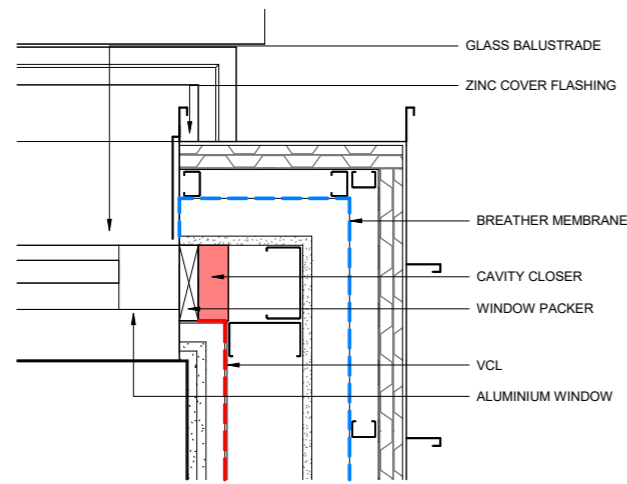
Revision  
C02

AUK Project Number  
22127

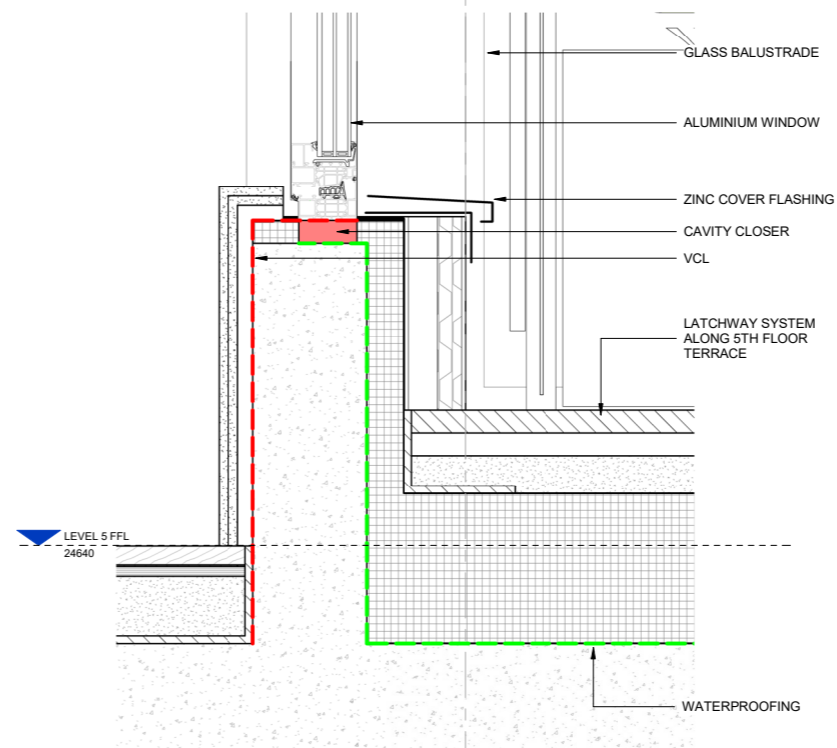
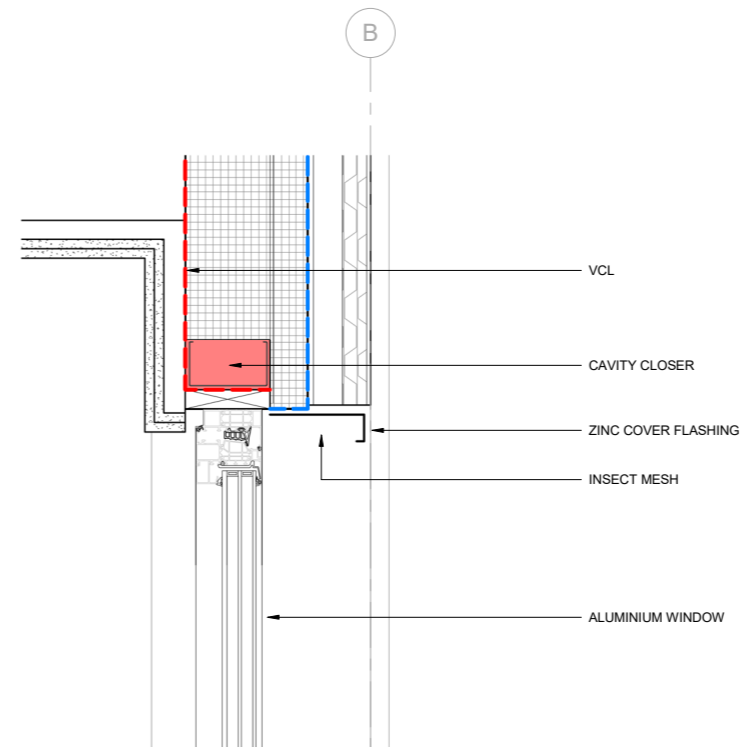
© Copyright - Aukett Swanke Ltd 08/12/2023 17:30:44




# 5TH FLOOR EATON LANE ZINC DOORMER HEAD/JAMB/SILL DETAILS



2 GA PLANS - FIFTH FLOOR Copy 3 - Callout 1  
07537 1:5



I 5th Floor Window Section - Callout 1  
07537 1:5



Notes

C01	28/09/23	FOR PLANNING	TS	EM
C02	08/11/23	FOR PLANNING	TS	EM
Rev	Date		By	Authorised

**Important note**

The information is confidential and the copyright of Aukett Swanke. Aukett Swanke accepts no liability for use of this drawing by parties other than the party for whom it was prepared or for purposes other than that which is stated on the issue sheet. It shall not be disclosed or passed to any other party in any form in whole or part without Aukett Swanke's express permission in writing nor should any other party place reliance upon it. Where data is supplied electronically, it is for convenience only. The original information is the printed or controlled copy which will be supplied on request. All dimensions are in millimetres. No dimensions or other information shall be inferred from the electronic data unless specifically stated on the printed or controlled copy. Where dimensions are not given, drawings must not be scaled and the matter should be referred back to Aukett Swanke. This drawing should be read in conjunction with all other project information, produced by Aukett Swanke and others. In the event of any conflict between the information contained on this drawing and in any other project document, drawings, specifications, schedules etc., the matter must be referred back to Aukett Swanke for clarification. All dimensions and conditions are to be checked on site by the contractor prior to preparing designs, drawings, calculations etc. or commencing any work. The contractor is responsible for checking that there is no conflict between site dimensions and drawn dimensions.

Aukett Swanke Ltd  
10 Bonhill Street  
London EC2A 4PE  
Tel: +44 (0)20 7843 3000  
Fax: +44 (0)20 7843 3001  
Email: london@aukettswanke.com  
Web: www.aukettswanke.com

Client  
ARDMORE

Project  
8 EATON LANE

Title  
EATON LANE DORMER HEAD/JAMB/  
SILL DETAIL

Date	Drawn	Checked	Authorised
08/11/23	TS	EM	DS

Scale  
1 : 5@A1

Purpose of Issue  
PLANNING

Drawing Number  
GGH-AUK-ZZ-DR-A-07537

Revision  
C02

AUK Project Number  
22127

END

## PLANNING CHANGES

GGH-AUK-ZZ-ZZ-RP-A-07002

Revision	Date
----------	------

C01	28-09-2023
C02	13-12-2023
C03	17-01-2024

EMC

Prepared	TS
Checked	EM
Authorised	DS

**Aukett Swanke**  
10 Bonhill Street  
London  
EC2A 4PE