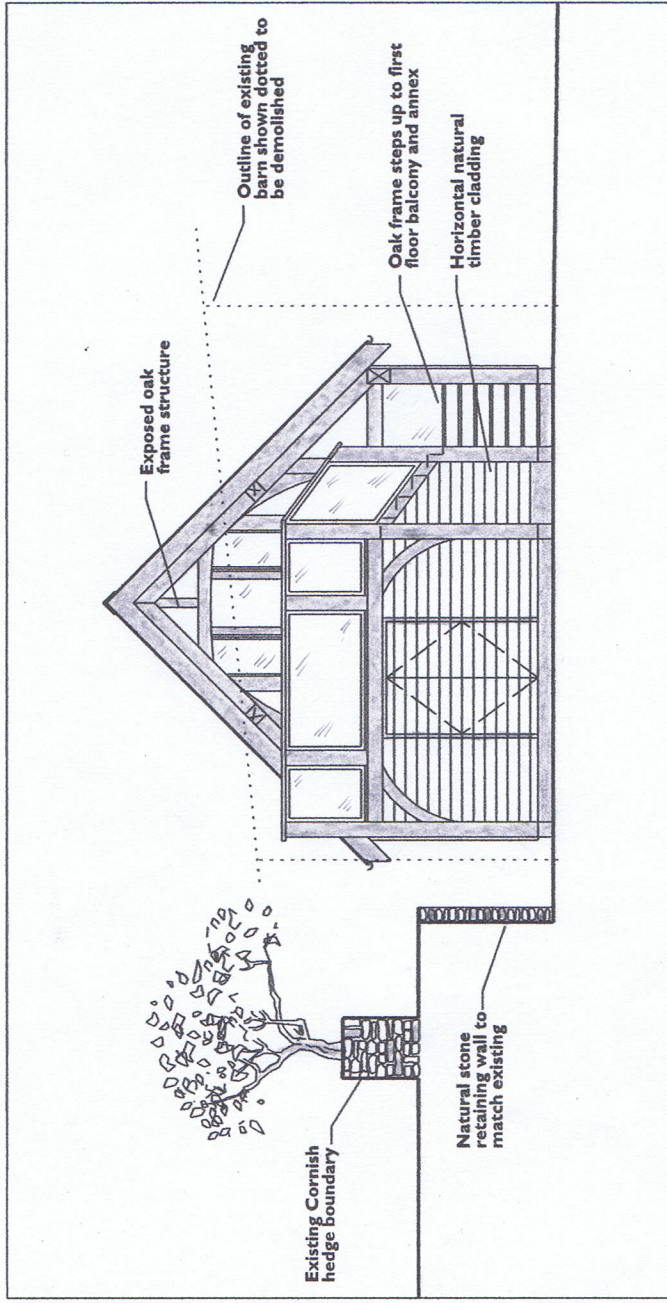
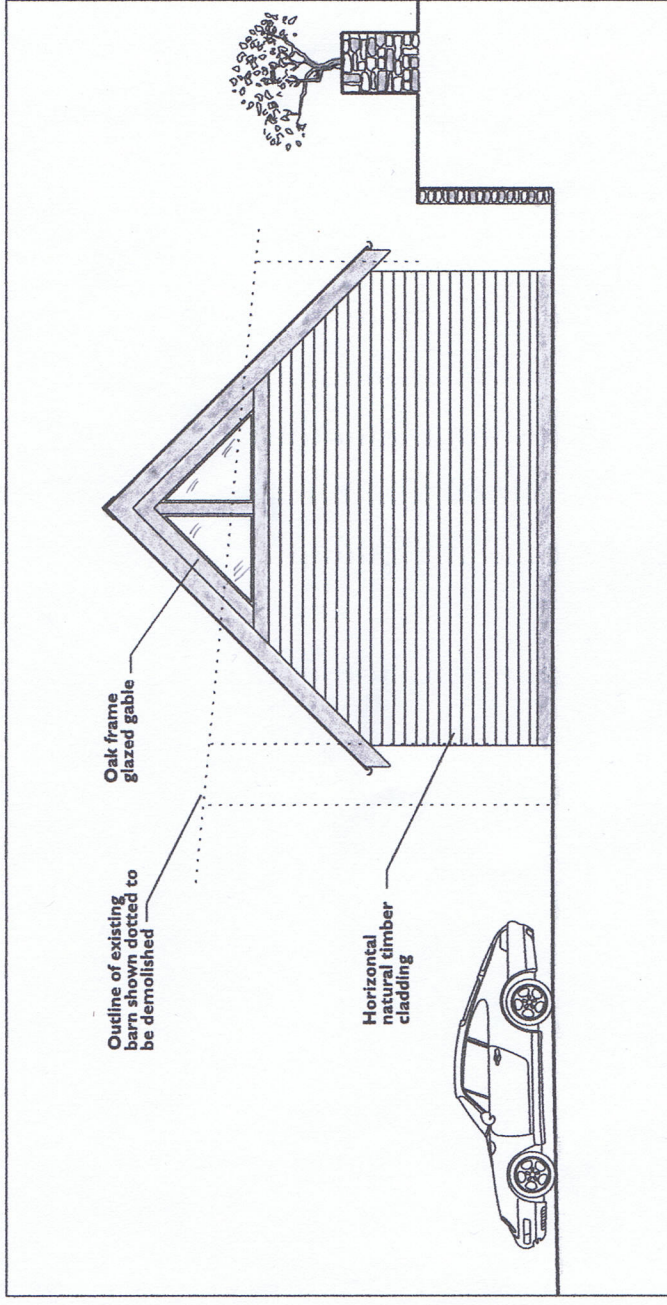


North (front) Elevation



East (side) Elevation



West (side) Elevation


GENERAL NOTES

- 1) All dimensions to be checked on site prior to construction or fabrication works. Do not scale for construction purposes - dimensions shown on this drawing are a guide only. Architect to be notified immediately of any discrepancies.
- 2) All drawings to be read in conjunction with Structural Engineer's details and design.
- 3) Construction on site only to be commenced once all necessary consents with relevant authority are formalised/approved.
- 4) Construction on site in accordance with all relevant and current HSE guidelines & regulations including CDM 2015.
- 5) Drawings to be read in conjunction with all other relevant & associated documentation by CAD.

Rev - Date - Details -

Little Tregew - Garage & Annex
 Kea, Cornwall
 Proposed Elevations (N/W/E)

1:100 (m)



Date: Nov 22 Scale: 1:100 @ A3 Drawn: TL Stage: Planning Ref: 1291-10

