No changes are proposed to ground levels, eaves levels or ridge levels.

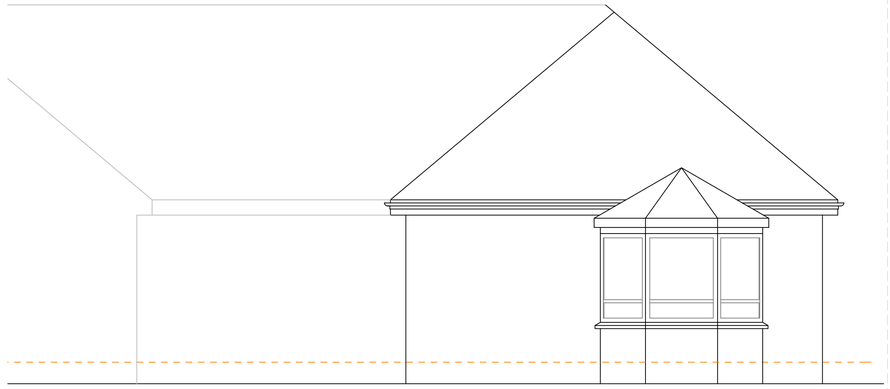

Existing East Elevation 1:50

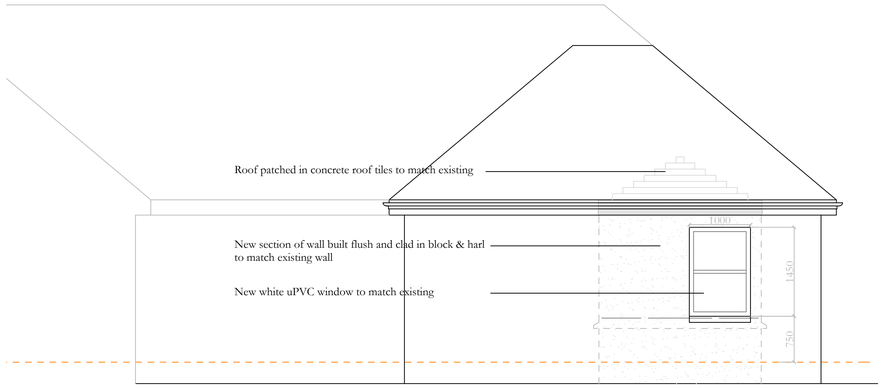

Proposed East Elevation 1:50

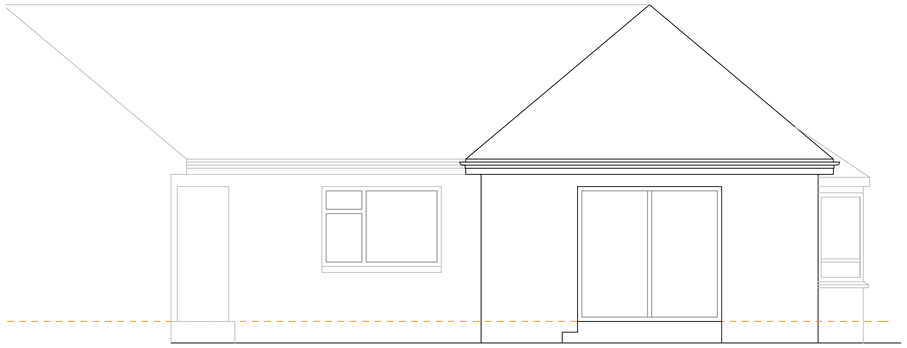

Existing South Elevation 1:50

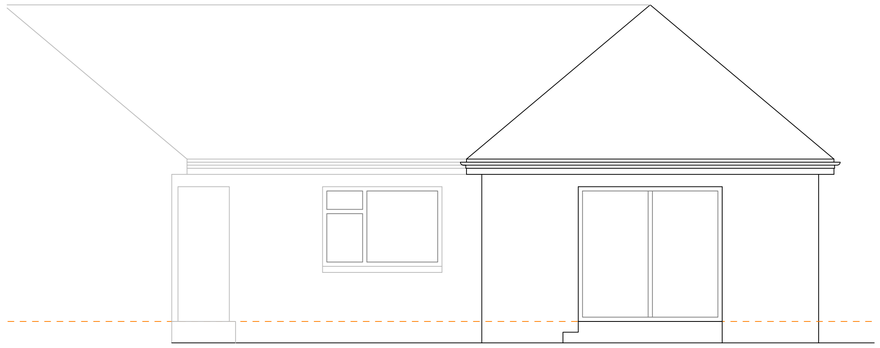

Proposed South Elevation 1:50
(no change; bay on east-face removed)

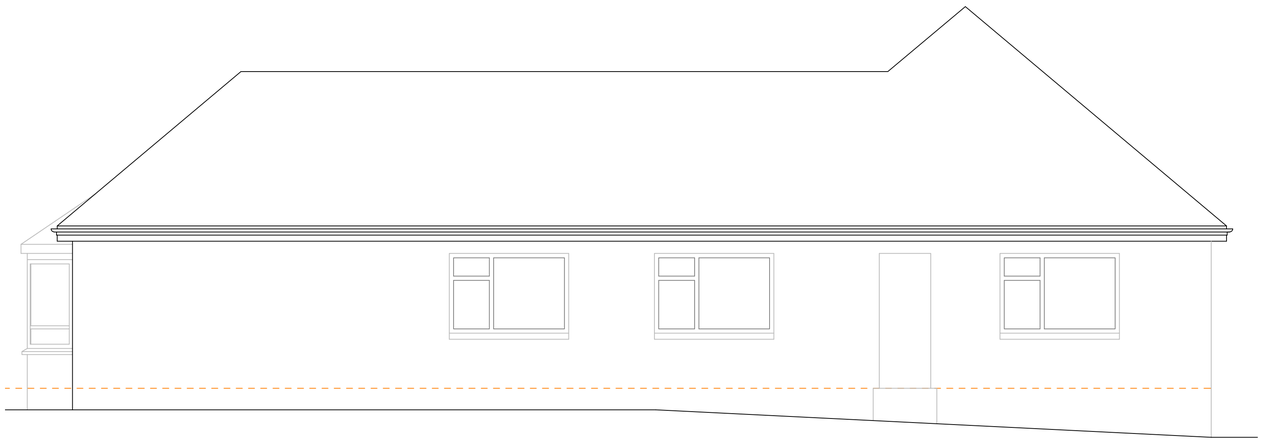

Existing North Elevation 1:50

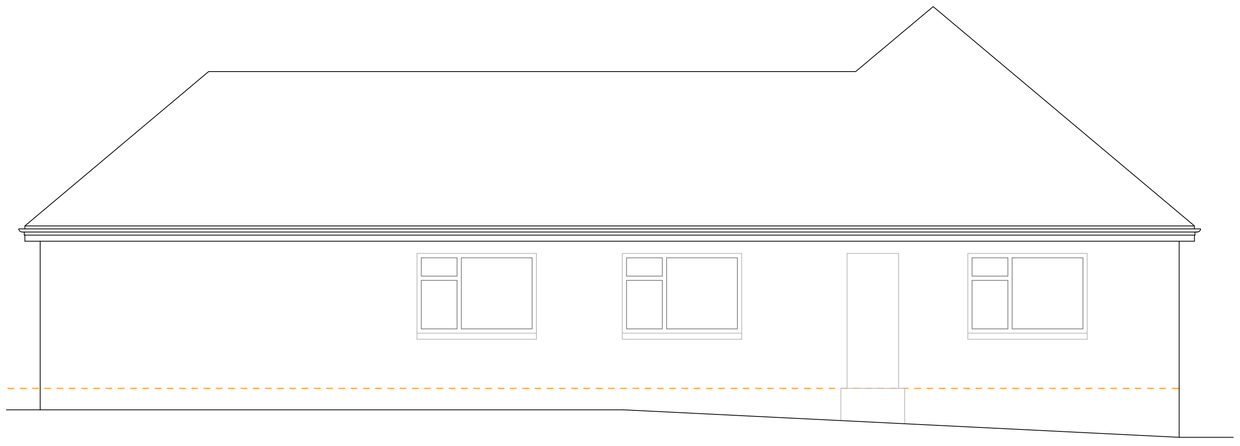

Proposed North Elevation 1:50
(no change; bay on east-face removed)

The external alterations are concerned with the removal of an existing octagonal bay window and its replacement with a new section of wall and window flush with the rest of the elevation in materials (block & harl, uPVC window, fyfestone base course, concrete roof tiles) to match those that are pre-existing. The section of roof exposed by the removal of the bay dormer will be patched in with concrete roof tiles to create a section of roof that is flush with the remainder of the hipped end. No changes are proposed to ground levels, eaves levels or ridge levels.

scales (m) 1:500 0 10 50 100 200 | 1:250 0 10 20 50 100 | 1:125 0 5 10 25 50 | 1:50 0 2 5 10 20 | 1:20 0 1 2 5 10 | 1:10 0 0.5 1 2 5 | 1:5 0 0.1 0.5 1 2

Drawing to be read in conjunction with those of consulting structural engineer. These drawings are provided for the stated purpose (status) only. Unless expressly stated, these are not for construction. Do not scale from these drawings. If in doubt, contact this office. The drawing may be suitable for construction purposes but it may be necessary to augment &/or amend this information for this purpose and it is the duty of the employer to appoint a consultant to carry out that duty. No liability will be accepted by Kevin O'Brien Architects Ltd (KOBA) for any omission on the drawing should the drawing be used for construction purposes. Dimensions to be checked on site prior to commencement of work. Do not scale from drawing. Drawings are subject to statutory approval and may be altered as a result. Drawings are copyright of KOBA Ltd, and or others, and cannot be reproduced without prior written permission. Drawings are subject to agreement and/or documentation under CDM2015 regulations relevant and with particular respect to design stage health & safety submissions to be provided and maintained throughout the project. **CHILD & SAFETY:** Fire doors and all doors to rooms containing hot water cylinders must be fitted with handles, bolt or otherwise, so cannot be accessible to children. Glass in doors, windows, balustrades, etc. must be safety glass. Provide safety glass in elements susceptible of being mistaken for a door or opening. **HEIGHTS:** Take care when working at heights and wear appropriate safety equipment. Do not stand on roofs or other fragile surfaces. Do not stand on ridges or other elements susceptible of being mistaken for a door or opening. **HEIGHTS:** Take care when working at heights and wear appropriate safety equipment. Do not stand on roofs or other fragile surfaces. Do not stand on ridges or other elements susceptible of working at height and wider impact on other structures; pay particular regard to chimney stacks. Care to be taken dealing with groundwater and any leachate. All platforms & scaffolding to be set down and secured on hard-standing. No on-site walking without approval of principal designer. Site traffic: Instructions to guide vehicular traffic paying due regard for pedestrians, public and workers. Further to be pre-treated off site/site compound to be secure, accessible, safe, not to hinder or impinge upon construction/work area or safety of pedestrians. Suitable protective measures around elements of structure that are unprotected from fall during construction. Suitable protective barriers to be installed to prevent falls when working at height; care also to be taken to prevent falling materials; where safe if possible or alternative approved. Skid beams to be housed in place by machine operatives with hardcover guards; etc. Manual adjustments; extra care to be taken when working at height. Large glass & other heavy items above safe lifting weight should be mechanically floated in place. Any new external areas to be non-slip surface. materials. Structural adequacy of all elements not of mass substitute with Kevin O'Brien Architects Ltd. Dimensions not to be substituted nor interpreted for construction without the written consent of Kevin O'Brien Architects LTD. Ordnance Survey maps reproduced by license of Crown Copyright. © 2018. All rights reserved. Licence number 100020930.

REV .

Proposed Alterations to form new en-suite room at Summerhill Eventide Home STATUS PLANNING

JOB 23095 DWG L(0)301 REV . TITLE Existing & Proposed Elevations SCALE as noted @ A1 DATE FEB 2023

Kevin O'Brien Architects LTD 83 Broad Street, Peterhead, AB42 1JL T: 01779 238020