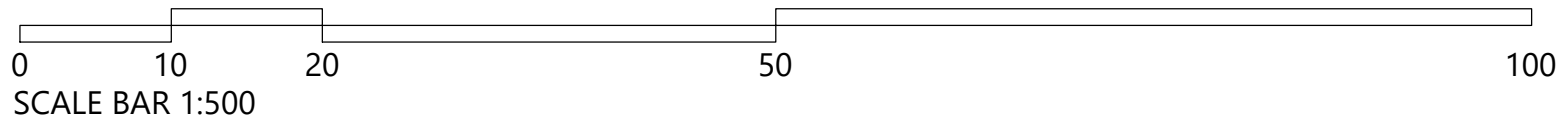
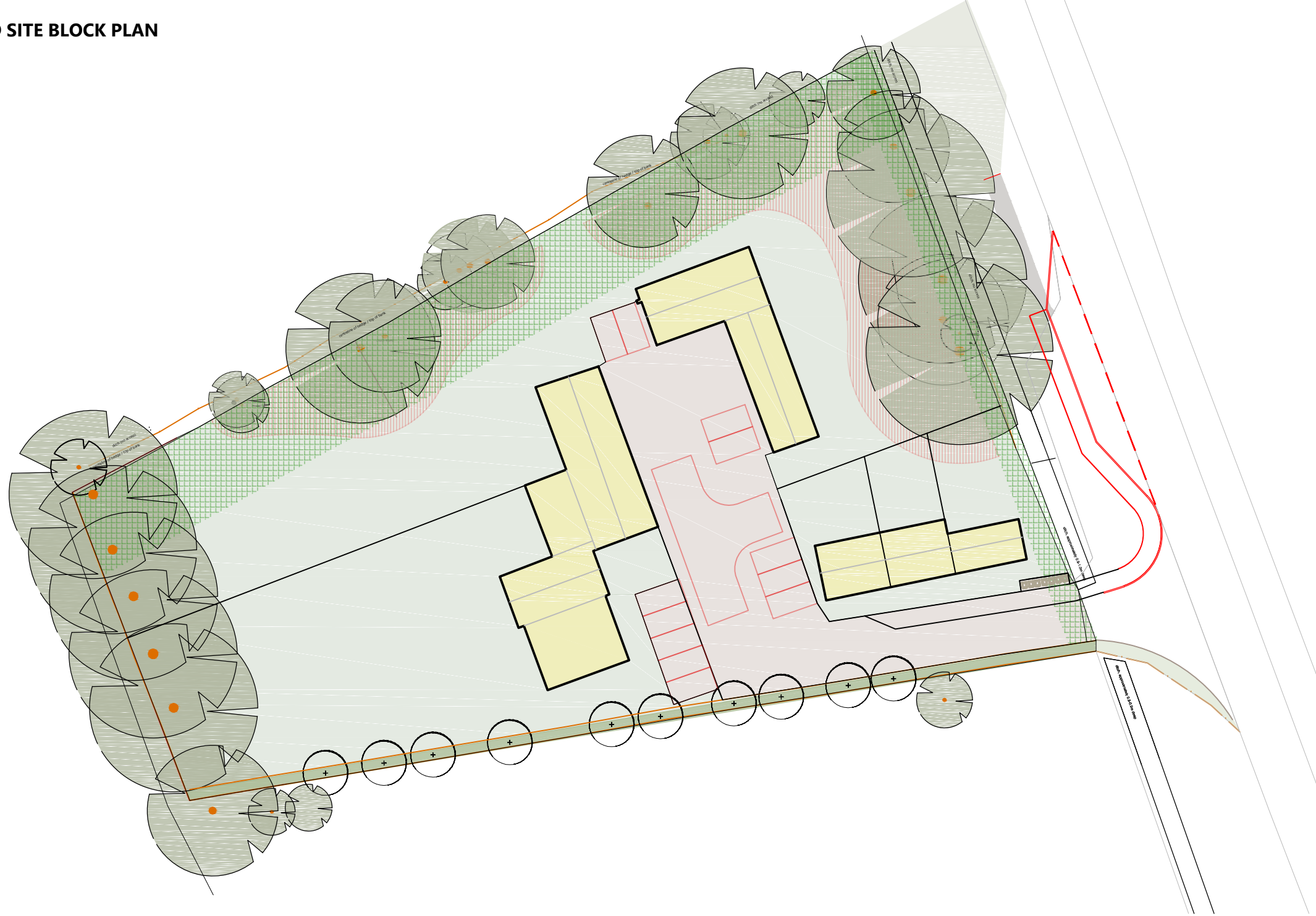
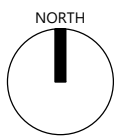


REV	DESCRIPTION	DATE	INT.
A	PLOT 2 AMENDED (REDUCED FOOTPRINT)	22.08.2022	PB
B	EXISTING ACCESS RETAINED	15.09.2022	PB



PROPOSED SITE BLOCK PLAN
1:500



PROPOSED BUILDINGS FOOTPRINT AREA = 578 square metres

PROPOSED HARDSTANDING [ACCESS, PARKING ETC.] AREA = 810 square metres

PROPOSED GARDEN AREAS = 3,548 square metres



Paul Butler
Architects Ltd

Unit 1 Westfield House Millfield Lane Nether Poppleton York YO26 6GA
T: (01904) 790244 E: paul@pb-architects.co.uk www.pbarchitects.co.uk

RIBA Chartered Practice **arb** Architecture Registration Board

ALL DIMENSIONS MUST BE CHECKED ON SITE PRIOR TO COMMENCEMENT OF WORK. ALL WORK AND MATERIALS TO BE TO CURRENT CODES OF PRACTICE AND BRITISH STANDARDS. ANY DISCREPANCIES TO BE REPORTED TO PAUL BUTLER ARCHITECTS LTD. IMMEDIATELY. WORK TO FIGURED DIMENSIONS ONLY. DO NOT SCALE. IF IN DOUBT, ASK. ALL DIMENSIONS TO STRUCTURE UNLESS OTHERWISE STATED. THIS DRAWING IS COPYRIGHT © PAUL BUTLER ARCHITECTS LTD.

Residential Commercial Healthcare Sports & Leisure Community Education

PROJECT	DRAWING TITLE	DRAWN BY	CHECKED
Pigotts Auto Parts,	Site Plan Annotation areas as Proposed	Butler	Butler
		DATE	SCALE
		July 2022	1:500 @ A3
		JOB No.	DRAWING No.
		660	SBP-01
			REV.
			B