Site location plan 1:1250

©Crown Copyright and database rights 2020
OS Licence no. 100019980

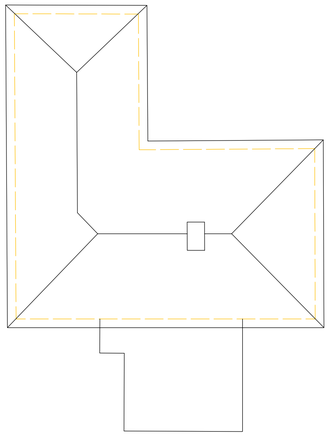

Existing Roof plan 1:100

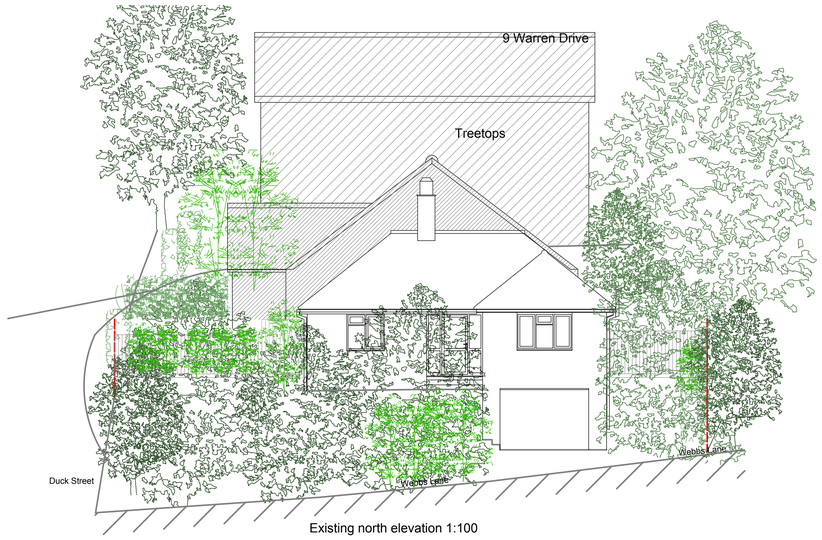

Existing north elevation 1:100

Existing south elevation 1:100

Existing east elevation 1:100

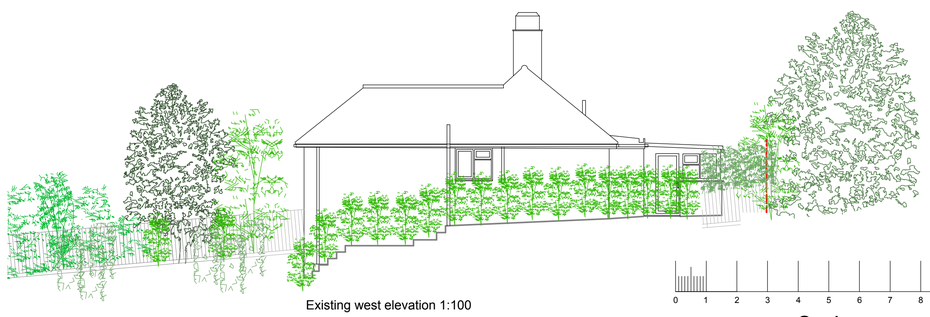

Existing west elevation 1:100

Existing lower ground floor 1:100

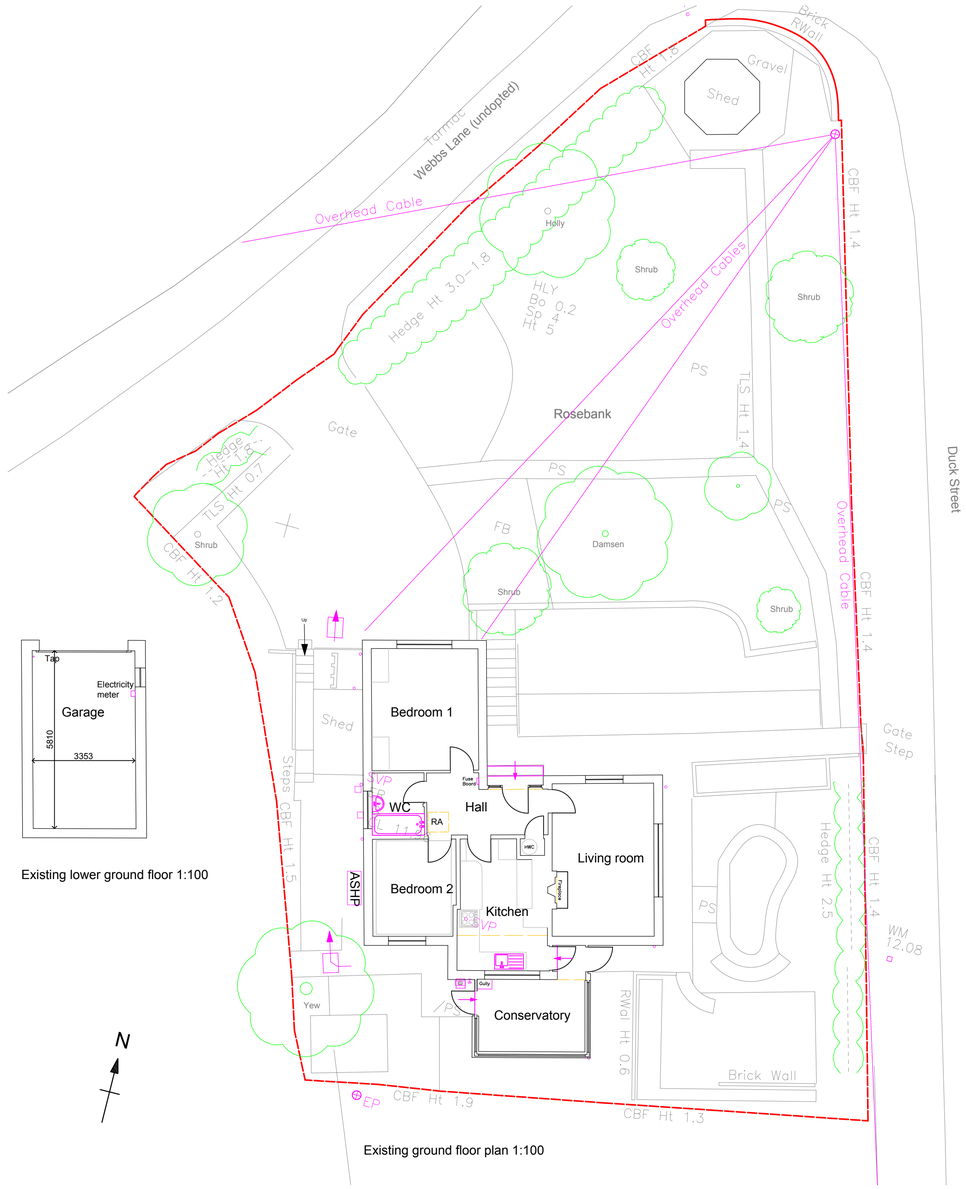

Existing ground floor plan 1:100

Do not scale from drawing, use figured dimensions only. Subject to site survey and all necessary consents. All dimensions to be checked by user and any discrepancies, errors or omissions to be reported to the Architect before work commences. This drawing is to be read in conjunction with other relevant documents.

REV	DESCRIPTION	DATE	AUTH
-	Issued for client consideration	070521	DR
A	Issued for client consideration	250521	DR
B	Issued for design consideration	080621	DR
C	Issued for design consideration	250621	DR
D	Issued for pre-planning	281021	DR
E	***not issued	xx0122	DR
F	Issued for planning	040723	DR
G	Issued for planning 2 with amendments: 1. Driveway widened, swept track added 2. Internal stair to garage removed 3. Brick corbel detail added to eaves 4. Render removed, brick Flemish bond pattern added 5. Central projecting brick band added 5. Windows enlarged	290124	DR

KEY

- Boundary
- Area
- Elevation Section
- Finishes
- Groundline
- Landscaping
- New build
- Plan
- Engineer
- Overhead Hidden
- Removed
- Services existing runs
- Service fittings
- Services proposed runs
- Setting out
- Survey
- Text
- Viewport
- Flat panel radiator
- S Skirting radiator
- E Heating element
- T Towel radiator
- RC Radiator in cabinet
- Storage heater
- 13 amp double socket
- S 5 amp lighting socket
- Switched spur
- EC Electric curtain spur
- R Razor socket
- RCD External quality socket
- Lightswitch with dimmer
- 3 Lightswitch 2-way 3-way
- T Lightswitch with timer
- S 5 amp lightswitch
- Pullcord lightswitch
- Overhead light
- Wall light 1800 height
- External wall light
- LED (D)(W) LED light (directional) (wide angle)
- Star or pin light
- IR Infra red sensor Light
- Extract fan/light combination
- Flue or duct
- Strip light
- Closet light and jamb switch
- SO Smoke detector (wired, not battery)
- HD Heat detector
- A Alarm sensor
- PIR PIR sensor
- A Alarm panel
- A External alarm box
- Alarm keypad
- W C Speaker point wall or ceiling
- Remote control eye
- Cooker socket
- CCU/Fuseboard
- G E Meters gas and electricity
- AV Audio visual control panel
- iPod iPod docking position
- AC Air conditioning
- UF Underfloor heating manifold
- T Heating timer control panel
- Telephone socket wired to services cbd
- CAT 5 cables x2 wired to services cbd
- Television aerial socket wired to services cbd to aerial feed from roof
- Sky Sky socket wired to services cbd to dish feed from roof
- HL Duct 1500 LL TV position with socket and 50x50 duct up to 1500 height for cabling LL → HL
- HB Standpipe
- Thermostat
- DB Doorbell
- DB Doorbell sounder
- Gulley
- Shower controls
- Insulation
- 2100 Floor to ceiling height
- 1400 1400 Cill and window head heights
- Up Stair rise
- Joist run
- HL/LL Service at high/low level

DRAWING ISSUE
Planning

RIBA
LUKE ROSE
ARCHITECT
Beck Cottage, Abbotts Ann
Hampshire SP11 7NW
tel: +44 (0) 1264 710163
email: info@lukerose.co.uk
www.lukerose.co.uk
Architecture | Construction | Design | Development

JOB
Rosebank
Webbs Lane
Abbotts Ann SP11 7DD

TITLE
Site location plan,
existing plans and elevations

SCALE	DATE	AUTHOR
1:100	Jan 24	LR

DRAWING NO	REV
21/364/101	G

0 1 2 3 4 5 6 7 8 9 10
Scale
In Meters at 1:100