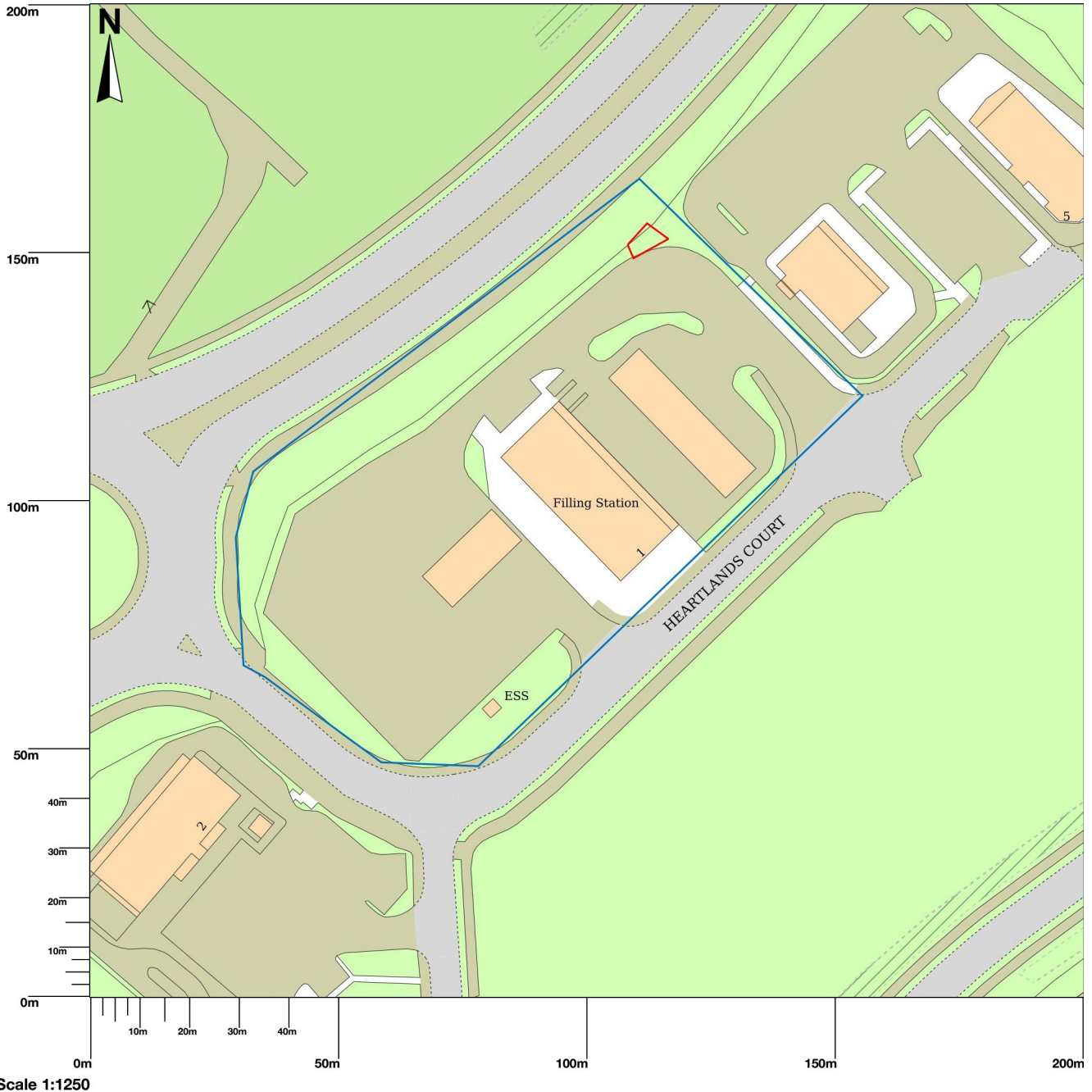
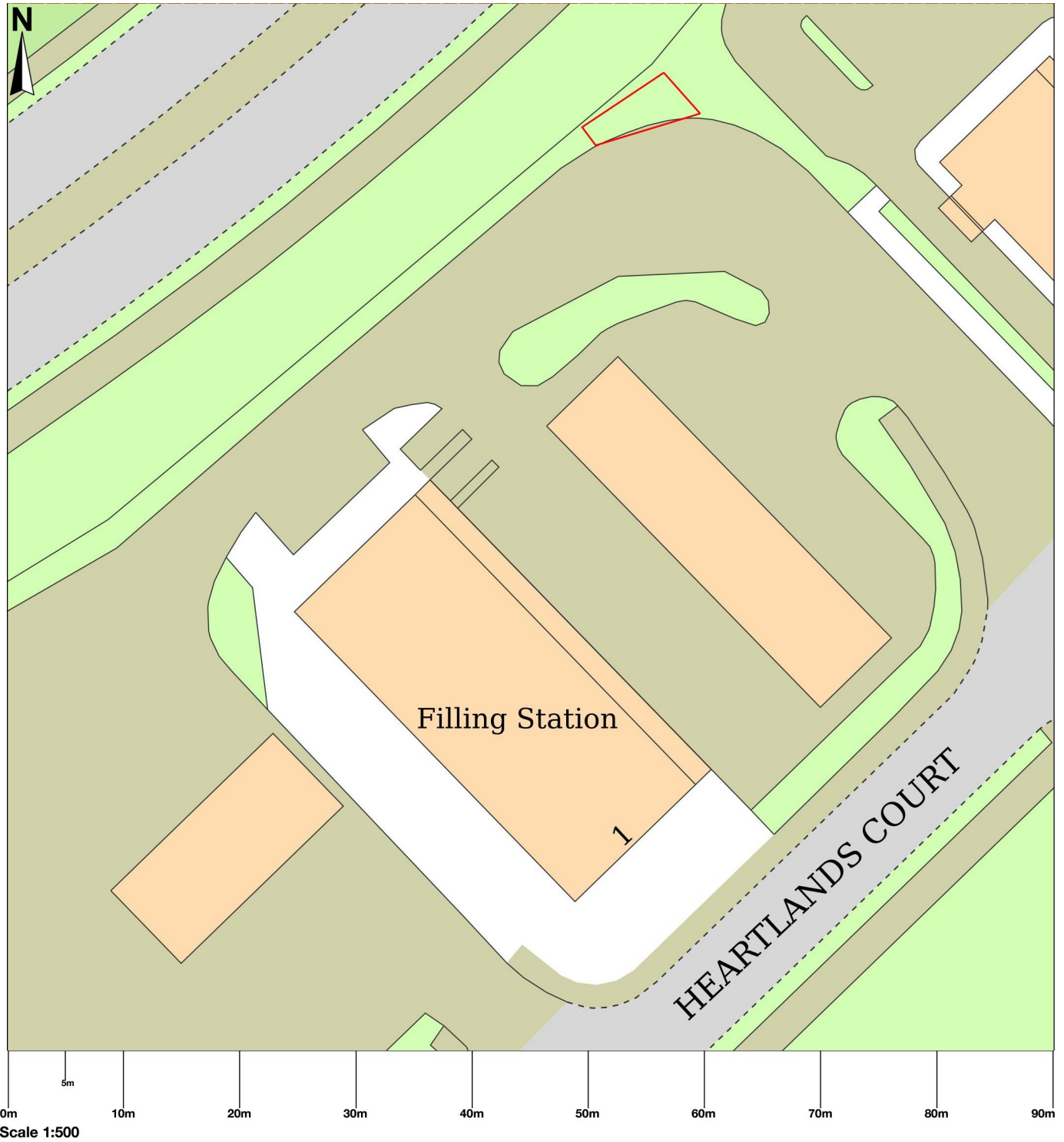


Heartlands Service Station location plan



Heartlands Service Station site plan

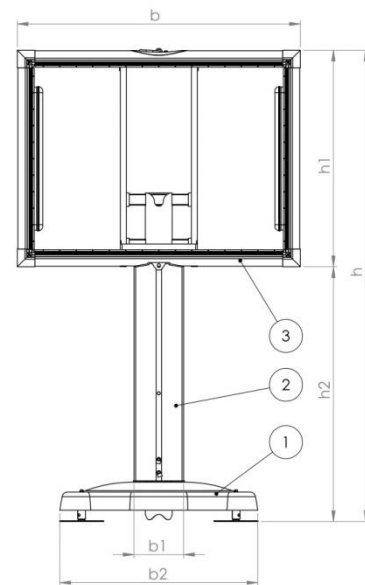


Technical specification Trotter 2.0

Structure Geometry;

Type	A	A-hh	B	C
	Large	Large reinforced	Medium horizontal	Medium vertical
Width (b)	3622 mm	3622 mm	2572 mm	1972 mm
Width (b1)	450 mm	450 mm	450 mm	450 mm
Width (b2)	2205 mm	2205 mm	1800 mm	1800 mm
Height (h)	4600 mm	3700 mm	4280 mm	4600 mm
Height (h1)	2572 mm	2572 mm	1968 mm	2572 mm
Height (h2)	2312 mm	1828 mm	2312 mm	2312 mm
Weight frame	328 kg	328 kg	272 kg	285 kg
Weight foot	2000 kg	6000 kg	1400 kg	1400 kg
Feed Pitch	1736 mm	1736 mm	1333 mm	1333 mm
Stroke Feed	150 mm	150 mm	150 mm	150 mm
Max Wind load	28 m/s	28 m/s	28 m/s	28 m/s
Beaufort	10	10	10	10

Print area	8 m ²	8 m ²	4m ²	4m ²
Length	3410 mm	3410 mm	2350 mm	1720 mm
Width	2350 mm	2350 mm	1720 mm	2350 mm



Lighting specification;

Type	Large	Medium horizontal	Medium vertical
Armature	2x2 58Watt & 4x2 36Watt Totaal 505Watt	2x2 58Watt Totaal 232 Watt	2x2 58Watt Totaal 232 Watt
Power	230V ~ 50Hz	230V ~ 50Hz	230V ~ 50Hz
Ballast	VSA	VSA	VSA
Type TL	F58W/965-T-8 Philips & F36W/965-T-8 Philips	F58W/965-T-8 Philips	F58W/965-T-8 Philips
Joining	CEE plug (blue, 230V)	CEE plug (blue, 230V)	CEE plug (blue, 230V)
Power cord	5m, 3x1,5mm ²	5m, 3x1,5mm ²	5m, 3x1,5mm ²
IP Rating	IP65	IP65	IP65
Colour Temperature	6500 °K	6500 °K	6500 °K
Lighting Efficiency	78LM/W	78LM/W	78LM/W

CASSETTE;

Dimensions;

Type	A	B	C
Height	2572 mm	1972 mm	2572 mm
Width	3622 mm	2572 mm	1972 mm
Depth	450 mm	450 mm	450 mm
Weight	191 kg	145 kg	158 kg

Outside;

Material : Cold-rolled steel plate 0.70 mm

Corrosion Protection: Galvanized

Colour : RAL 7001 (Outerside)

Inside;

Material : STEEL TO BE S235J2 OR EQUIVALENT

Corrosion Protection: Galvanized

Colour : inapplicable



MAST;

Dimensions;

Type	A	B	C
Height	2630 mm	2630 mm	2630 mm
Width	450 mm	450 mm	450 mm
Depth	246 mm	246 mm	246 mm
Weight	127 kg	127 kg	127 kg

Outside;

Material : Cold-rolled steel plate 0,70mm

Corrosion Protection: Galvanized

Colour : RAL 7016 (Outerside)

Inside;

Material : STEEL TO BE S235J2 OR EQUIVALENT

Corrosion Protection: Galvanized

Colour : inapplicable



Foot;

Dimensions;

Type	A	B	C
Total height	450 mm	450 mm	450 mm
Length / Width	2205 mm	1800 mm	1800 mm
Depth	246 mm	246 mm	246 mm
Weight	2000 kg	1400 kg	1400 kg

Outside;

Material : LLDPE


Colour : RAL 7021 (Outside)

Inside;

Material : STEEL TO BE S235J2 OR EQUIVALENT

Corrosion Protection: Galvanized

Colour : inapplicable



Mass weight; (Concrete)

Strength class: LOS

Environmental class : 00

Cons.klasse F4

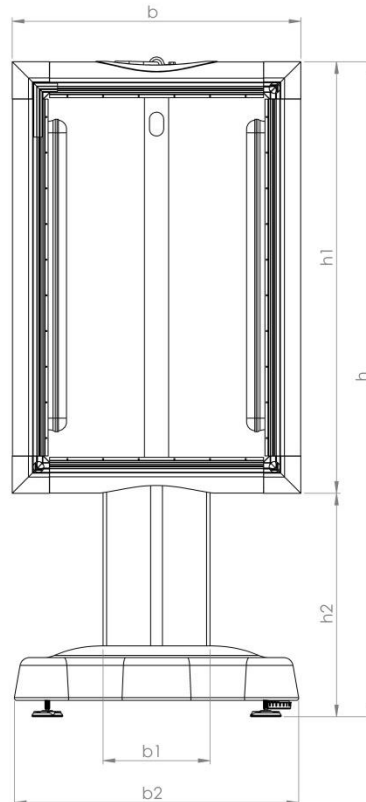
Recipe Description: Komo Attest: 1704-12-09113
CEM I 52,2R Lengerich
Cem III/B 42,5N LH/SR Dyckerhoff Neuss
Vliegas EFA Fuller MR ½ cat A
GRIND 4/16
VC 1550 con. 30%

Technical specification Trotter type D3

Structure Geometry;

Type	D
Width (b)	1214 mm
Width (b1)	450 mm
Width (b2)	1196 mm
Height (h)	2732 mm
Height (h1)	1814 mm
Height (h2)	917 mm
Weight frame	160 kg
Weight foot	500 kg
Feed Pitch	919 mm
Stroke Feed	100 mm
Max Wind load	28 m/s
Beaufort	10

Print area	1,5 m2
Length	960 mm
Width	1560 mm



Lighting specification;

Type	Large
Armature	2x2 36Watt Totaal 144Watt
Power	230V ~ 50Hz
Ballast	VSA
Type TL	F36W/965-T-8 Philips
Joining	CEE plug (blue, 230V)
Power cord	5m, 3x1,5mm2
IP Rating	IP65
Colour Temperature	6500 °K
Lighting Efficiency	78LM/W

