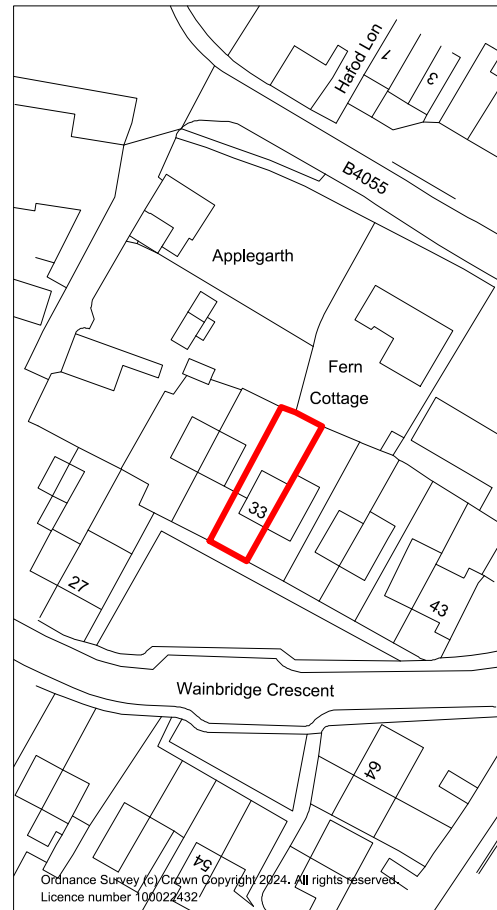


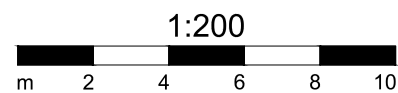

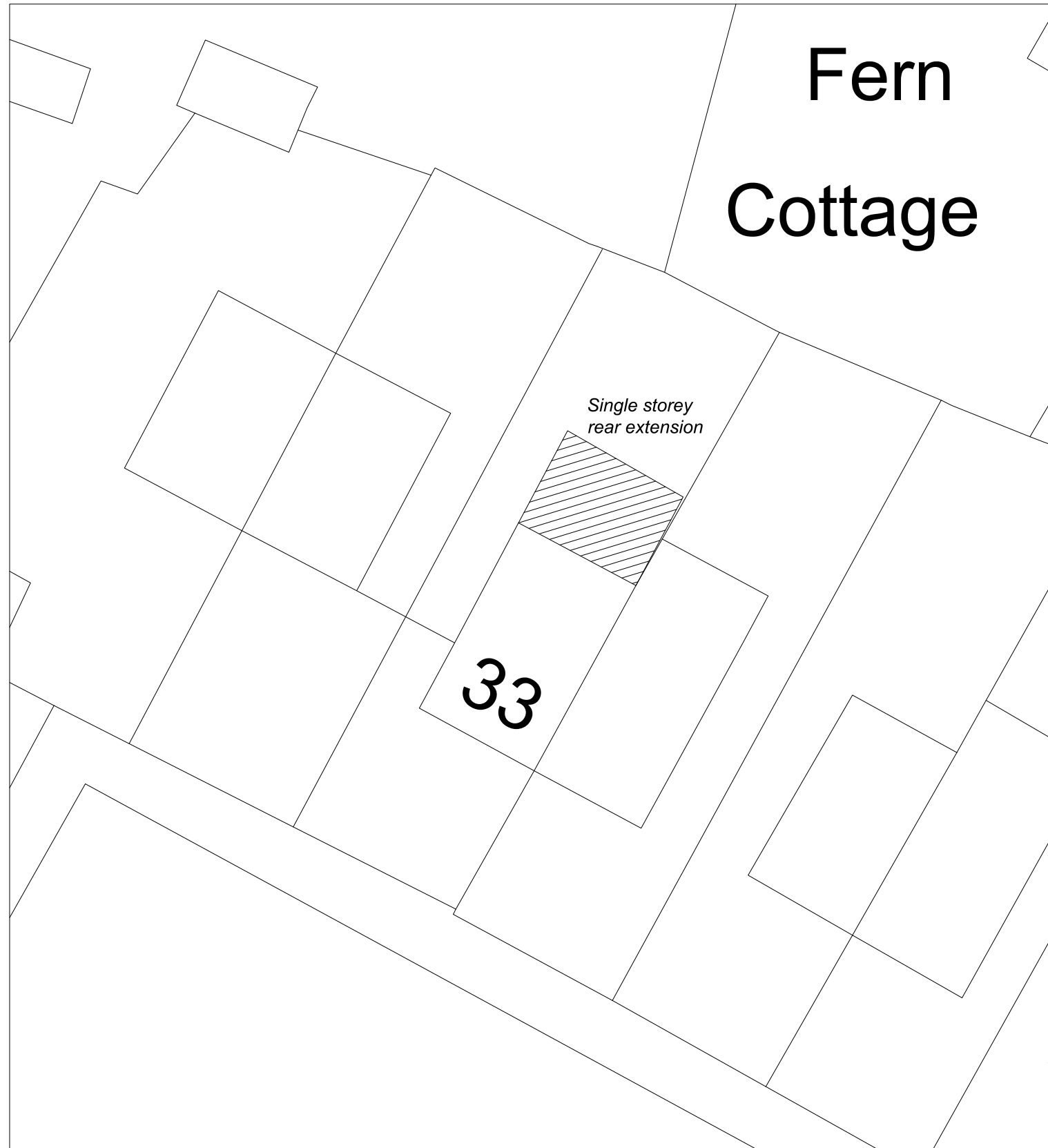
SITE LOCATION PLAN

SCALE 1:1250



BLOCK PLAN

SCALE 1:200



THIS DRAWING IS COPYRIGHT AND IS NOT TO BE USED FOR CONSTRUCTION UNLESS MARKED FOR CONSTRUCTION.
 THE CONTRACTOR IS RESPONSIBLE FOR ALL DIMENSIONS AND THE CORRECT SETTING OUT ON SITE. ONLY FIGURED DIMENSIONS ARE TO BE USED. IF IN DOUBT ASK.
 ALL MATERIALS AND WORKMANSHIP TO COMPLY WITH THE CURRENT BRITISH STANDARDS AND CODES OF PRACTICE.
 ANY STRUCTURAL WORK/CALCULATIONS ARE TO BE REFERRED TO A STRUCTURAL ENGINEER.

Issue	Date	Revision

CADQWEST
 23 Westfield Park
 Redland
 Bristol
 BS6 6LT
 Telephone : 0117 909 6036
 Mobile : 0797 876 7120
 email : cadqwest@gmail.com

Project
**33 WAINBRIDGE CRESCENT
 PILNING
 BRISTOL
 BS35 4LH**

Drawing Title
**SITE LOCATION AND
 BLOCK PLANS**

Job No.	2601241
Drawn	PB
Date	09.02.2024
Scale	as shown@A3
Dwg No.	PA05