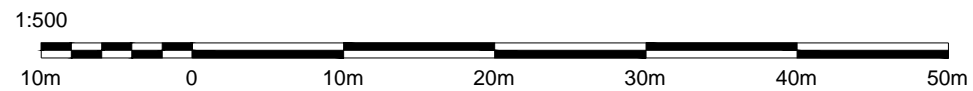
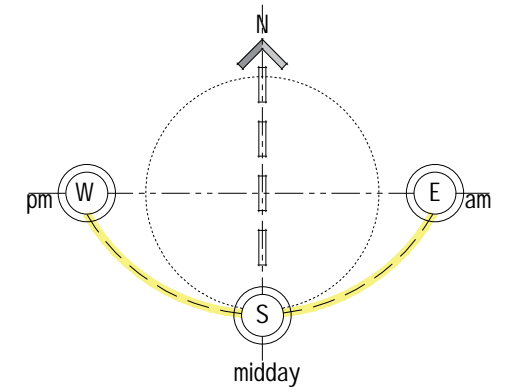
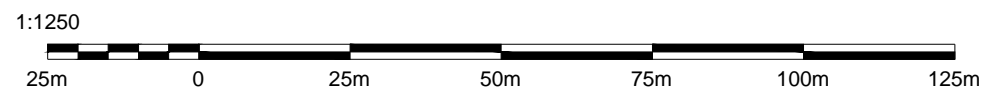




BLOCK PLAN



LOCATION PLAN



SL Architectural Limited
 Unit A3, The Foundry Russell
 Gardens
 Wickford, SS11 8BH
 T: 01268 470580
 E: Enquiries@slarchitectural.co.uk

Drawing Title: Existing Location / Block Plan

Site Address: 7 Glebe Rd, Wickford

Date: 01.02.24 Drawn By: IAB/HF

Scale: 1: 500 & 1:1250 @A3

Stage: Planning

Dwg No: SL24.01.465-03