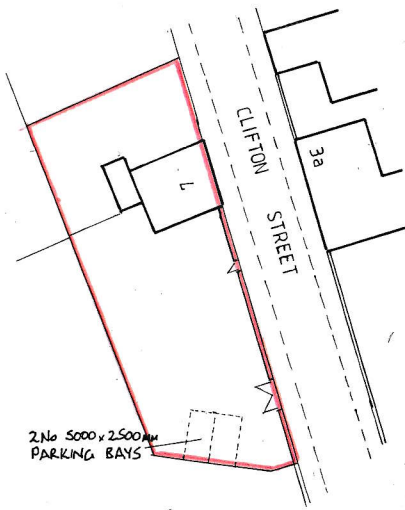
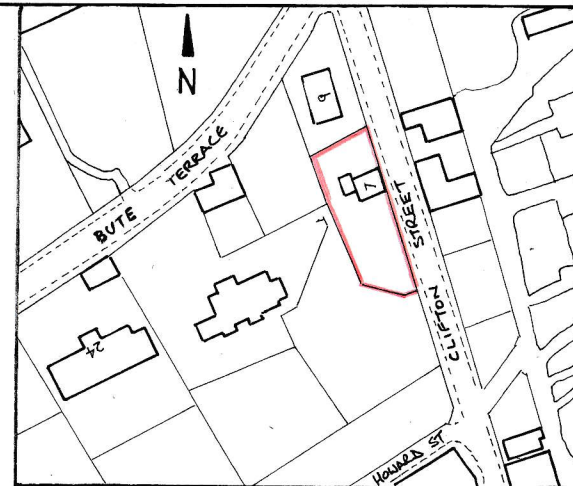


EXISTING BLOCK PLAN (1:500)

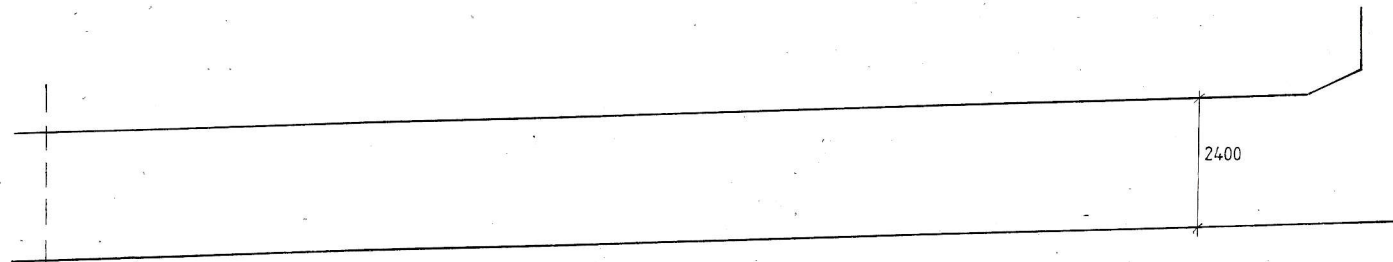


2 No 5000 x 2500mm  
PARKING BAYS

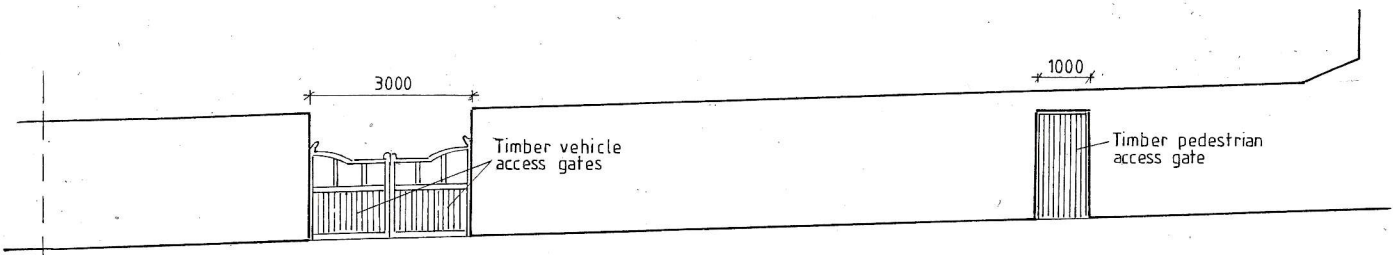
PROPOSED BLOCK PLAN (1:500)



LOCATION PLAN Scale 1:1250




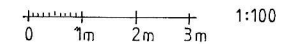
EXISTING GARDEN WALL ELEVATION TO CLIFTON STREET (1:100)



PROPOSED GARDEN WALL ELEVATION TO CLIFTON STREET (1:100)

1000x2000mm timber pedestrian access gate installed in existing stone garden wall.  
3000x1500mm timber vehicle gates installed in existing stone garden wall.  
Stone wall made good following dountakings.  
Drop kerb formed at entrance to vehicle gates in accordance with the guidelines of North Ayrshire Council Roads Department.  
All sizes shown are in millimetres.

Scale Bars



PROPOSED ACCESS GATES TO HOUSE FOR  
MR & MRS L CLARK

7 CLIFTON STREET MILLPORT

Dwg No LC/01

Scale 1:500 1:100@A3