







































Map Symbols

						
VALVE OPEN	VALVE CLOSED	GOVERNOR	END CLOSURE	SYPHON	REDUCER	TEE
						
TEST POINT	CATHODIC PROTECTION	GENERAL REFERENCE	FLOW MEASURE	DIP POINT	MONO ETHYLENE GLYCOL	OILING POINT
						
FLOW STOP	PRESSURE MEASUREMENT	STAND PIPE	OFFICIAL MINISTRY RECORD	PURGE POINT	GAS CONDITIONER	DRAIN POINT
						
SKETCH BUBBLE	DEPTH OF COVER	METER	MATERIAL CHANGE	LP MAINS	MP MAINS	IP MAINS
						
PIG TRAP	CROSSOVER CONNECTION	CHANGE OF DIAMETER	PIPE JOINT	LHP MAINS	HISTORY DATA	SSSI
						
				GTs	CONTACT ZONE	LTS