

**GENERAL NOTES**

ALL DRAWINGS TO BE READ IN CONJUNCTION WITH OTHER CONSULTANTS DRAWINGS & WRITTEN SPECIFICATIONS

ALL STRUCTURE TO BE IN ACCORDANCE WITH STRUCTURAL ENGINEERS DRAWINGS & WRITTEN SPECIFICATION

ALL WORKS TO COMPLY WITH BRITISH STANDARDS REQUIREMENTS AS NOTED WITHIN WRITTEN DOCUMENTS

CONTRACTOR TO TAKE ALL MEASUREMENTS FROM SITE AND NOT TO RELY ON SCALED DIMENSIONS FROM DRAWINGS

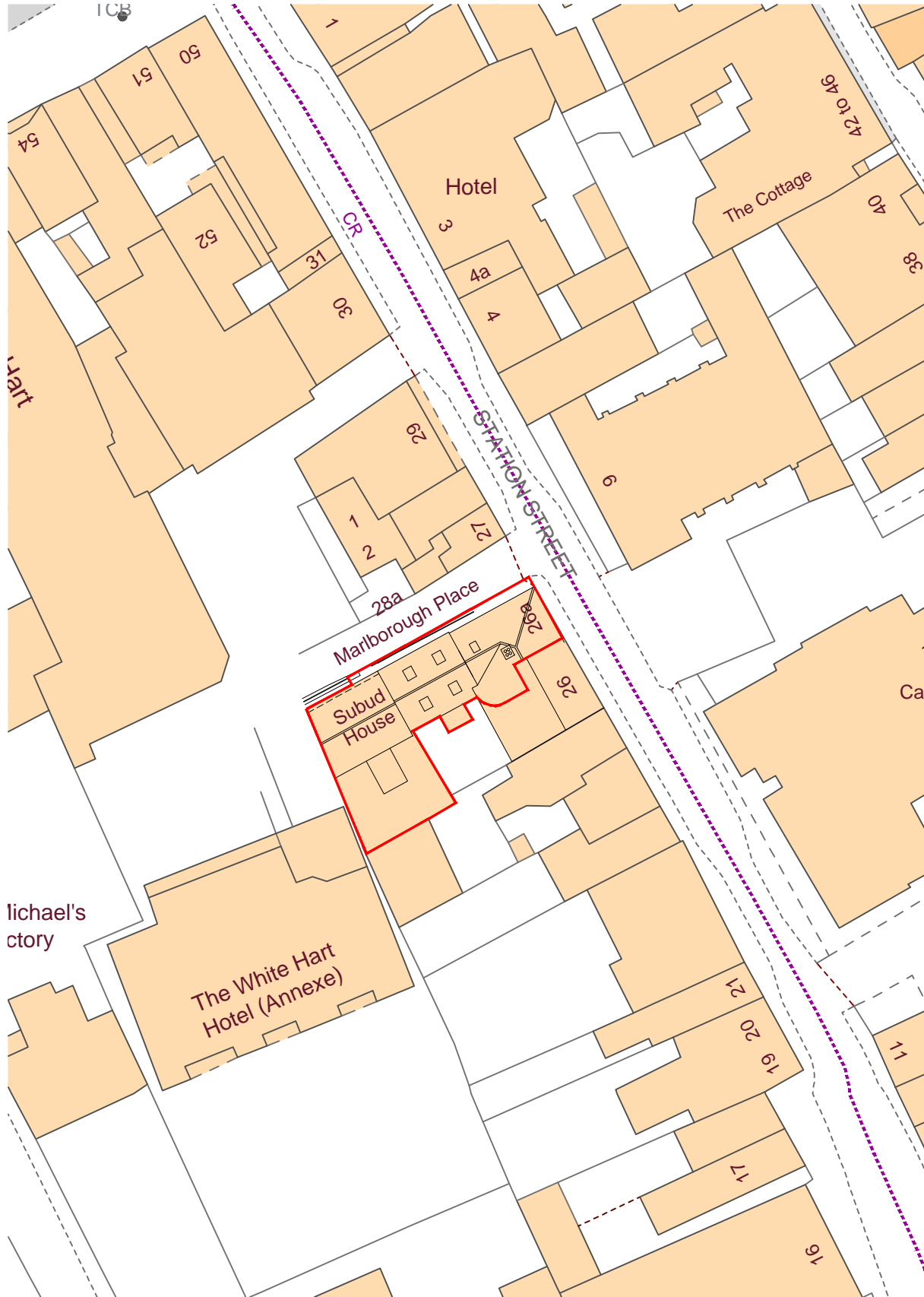
ALL DIMENSIONS TO BE CHECKED ON SITE PRIOR TO THE MANUFACTURE OF ANY ELEMENTS AND MAJOR DISCREPANCIES TO BE REPORTED TO THE ARCHITECT

T.B.C = TO BE CONFIRMED  
 C.O.S = CHECK ON SITE  
 S/O = STRUCTURAL OPENING  
 COPYRIGHT APD.

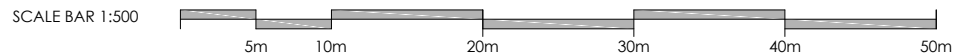
**PLANNING**



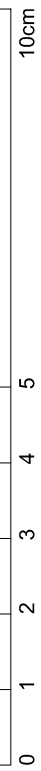
North  
 Proposed Location Plan  
 SCALE 1:1250 @ A3



North  
 Proposed Block Plan  
 SCALE 1:500 @ A3



This scale is 10cm in length when printed at the size indicated in the title block



REV	DATE	DESCRIPTION
C	17.11.23	
B	14.11.23	
A	03.11.23	

ADDRESS:  
 26a Station Street  
 Lewes  
 BN7 2DB

DRAWING NAME  
 Proposed Location and Block Plans

Drawing No: 157\_APD.PL01

Status: PLANNING Rev.C

FR NOV 23 Scale: VAR@A3



annette peters design  
 architecture & interior design

96 High Street Mews,  
 London SW19 7RG  
 T: 020 84171111  
 E: annette@annetepetersdesign.co.uk