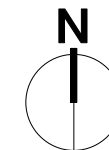
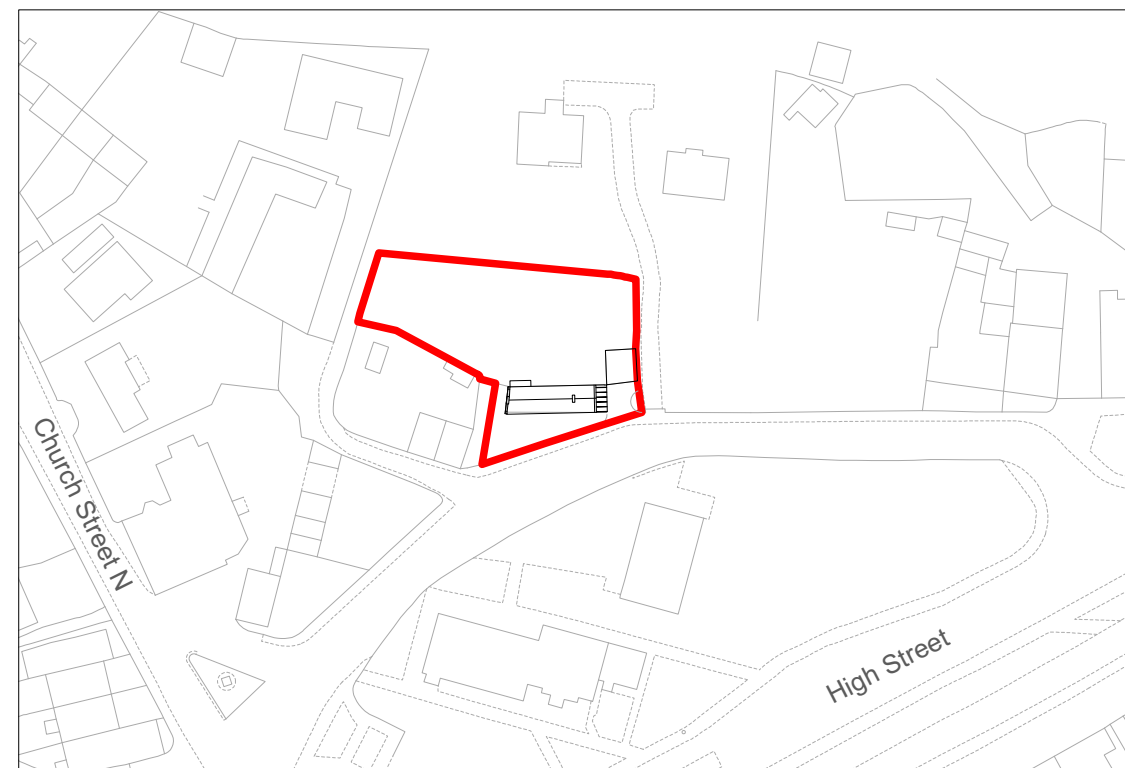


Do not scale from this drawing.

If in doubt ask.

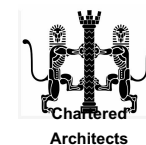
The information contained in this drawing is the copyright of Lomas + Mitchell Architects and it may only be used under license.



Site Location Plan



Revision      Date Revised



**Lomas + Mitchell Architects**  
MSE, Harper Way, Markham  
Vale, Chesterfield, S44 5JX  
Tel: 01246 580405

Extension and alterations  
Jon Carr & Jill Dentith  
Long Cottage, Old Whittington  
S41 9LA

1:1250 @ A3  
Site Location Plan - As Existing **528/P02**