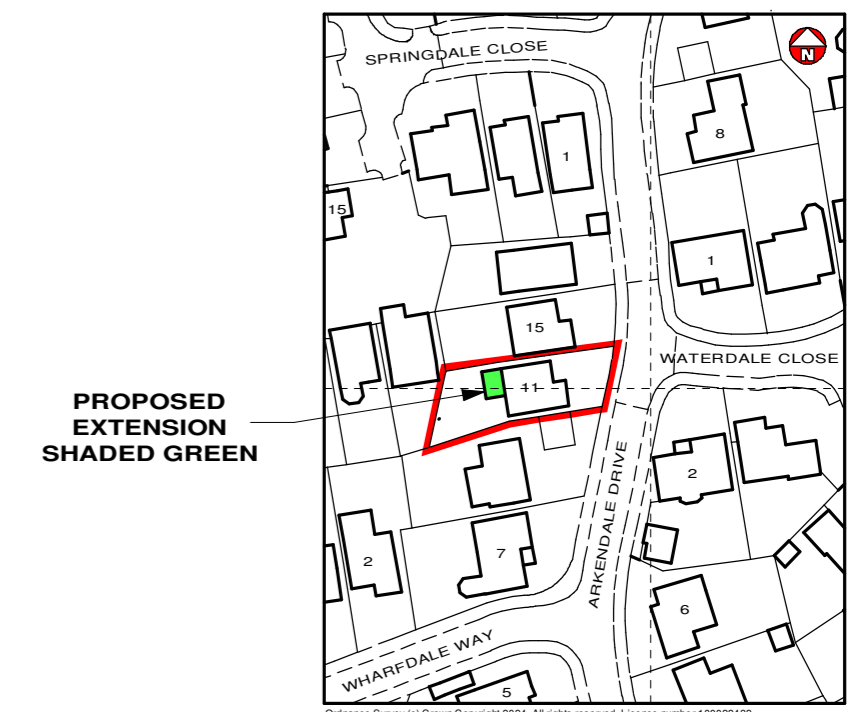




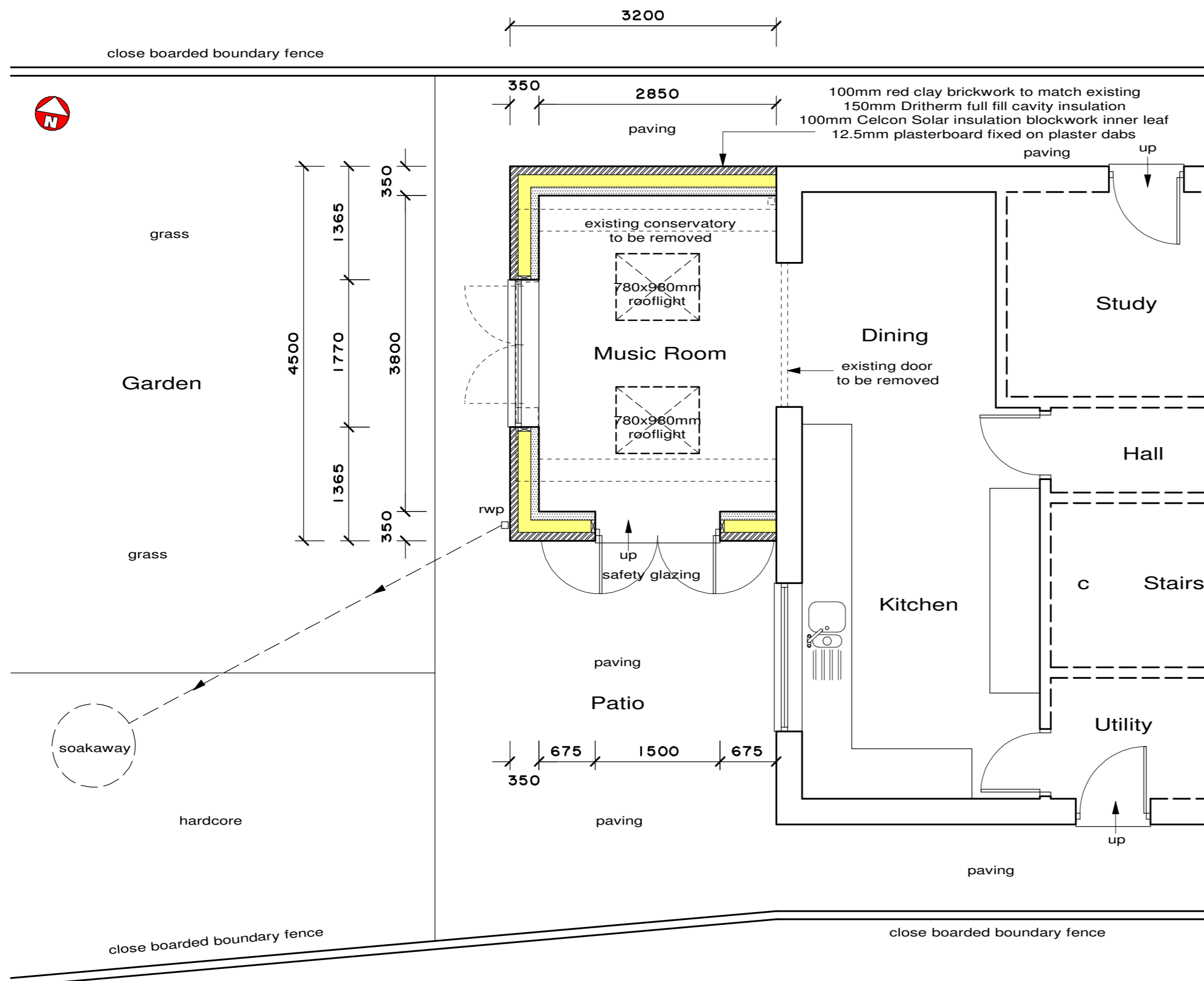
**PROPOSED
PART SIDE/NORTH ELEVATION
1:100**

**PROPOSED
REAR/WEST ELEVATION
1:100**

**PROPOSED
PART SIDE/SOUTH ELEVATION
1:100**




**PROPOSED
LOCATION PLAN
1:1250**



PROPOSED PART GROUND FLOOR/SITE PLAN 1:50

1.2m @ 1:20 3.0m @ 1:50
6.0m @ 1:100 12.0m @ 1:200
30.0m @ 1:500 75.0m @ 1:1250



Revision	Description	Date
CLIENT: Mr & Mrs Avery		
LOCATION: 11 Arkendale Drive, Hardwicke, Gloucester. GL2 4JA		
TITLE: PROPOSED ALTERATIONS Plans & Elevations		
DANIEL STEWART ARCHITECTURAL SERVICES LTD		
Web: www.danstewart.co.uk Email: info@danstewart.co.uk		
This drawing is COPYRIGHT ©		
Date: 2/24	Scale: 1:50 & 1:100 at A2	
Project No: 2729	Dwg No: 2	Rev: